



US00D727434S

(12) **United States Design Patent**  
**O'connell**

(10) **Patent No.:** **US D727,434 S**  
(45) **Date of Patent:** **\*\* Apr. 21, 2015**

- (54) **TRI-SCOOTER**
- (71) Applicant: **Yvolve Sports Ltd.**, Dublin 2 (IE)
- (72) Inventor: **Thomas O'connell**, Dublin 2 (IE)
- (73) Assignee: **Yvolve Sports Ltd.**, Dublin (IE)
- (\*\*) Term: **14 Years**
- (21) Appl. No.: **29/485,245**
- (22) Filed: **Mar. 18, 2014**
- (51) **LOC (10) Cl.** ..... **21-01**
- (52) **U.S. Cl.**  
USPC ..... **D21/423**
- (58) **Field of Classification Search**  
USPC ..... D21/419, 421, 423, 426-428, 435, 597,  
D21/650, 760, 765, 771, 803; D12/1, 8,  
D12/108, 112, 113; 280/8, 14.21, 14.25,  
280/14.26, 87.041, 87.042, 200, 214, 220,  
280/221, 239, 263, 288.1, 288.2, 288.4,  
280/809; 180/180, 181  
See application file for complete search history.

(56) **References Cited**

**U.S. PATENT DOCUMENTS**

6,467,781	B1 *	10/2002	Feng	.....	280/87.01
6,517,093	B2 *	2/2003	Feng	.....	280/87.042
6,554,302	B1 *	4/2003	Liu	.....	280/87.041
D495,374	S *	8/2004	Chuang	.....	D21/423
D495,758	S *	9/2004	Chuang	.....	D21/423
D497,957	S *	11/2004	Chuang	.....	D21/423
6,908,091	B2 *	6/2005	Chuang	.....	280/87.041

6,923,459	B2 *	8/2005	Yeo et al.	.....	280/87.041
6,976,687	B2 *	12/2005	Beleski, Jr.	.....	280/87.041
6,991,242	B2 *	1/2006	Teng et al.	.....	280/87.041
7,549,655	B2 *	6/2009	Fan	.....	280/87.041
7,597,334	B2 *	10/2009	Chen	.....	280/87.041
8,328,209	B2 *	12/2012	Tsai	.....	280/87.043
8,505,935	B2 *	8/2013	Kim et al.	.....	280/62
8,505,945	B2 *	8/2013	Chen	.....	280/220
8,807,581	B2 *	8/2014	Liao	.....	280/87.041
2002/0063406	A1 *	5/2002	Feng	.....	280/87.041
2010/0234186	A1 *	9/2010	Fan	.....	482/51
2011/0298193	A1 *	12/2011	Fan	.....	280/221

\* cited by examiner

*Primary Examiner* — Cynthia M Chin

(74) *Attorney, Agent, or Firm* — C. G. Mersereau; Nikolai & Mersereau, P.A.

(57) **CLAIM**

The ornamental design for a tri-scooter, as shown and described.

**DESCRIPTION**

FIG. 1 is a perspective view of a tri-scooter  
 FIG. 2 is a front view thereof;  
 FIG. 3 is a back view thereof;  
 FIG. 4 is a left view thereof;  
 FIG. 5 is a right view thereof;  
 FIG. 6 is a top view thereof; and,  
 FIG. 7 is a bottom view thereof.  
 The broken lines shown are included for the purpose of illustrating the unclaimed portions of the article and form no part of the claimed design.

**1 Claim, 7 Drawing Sheets**

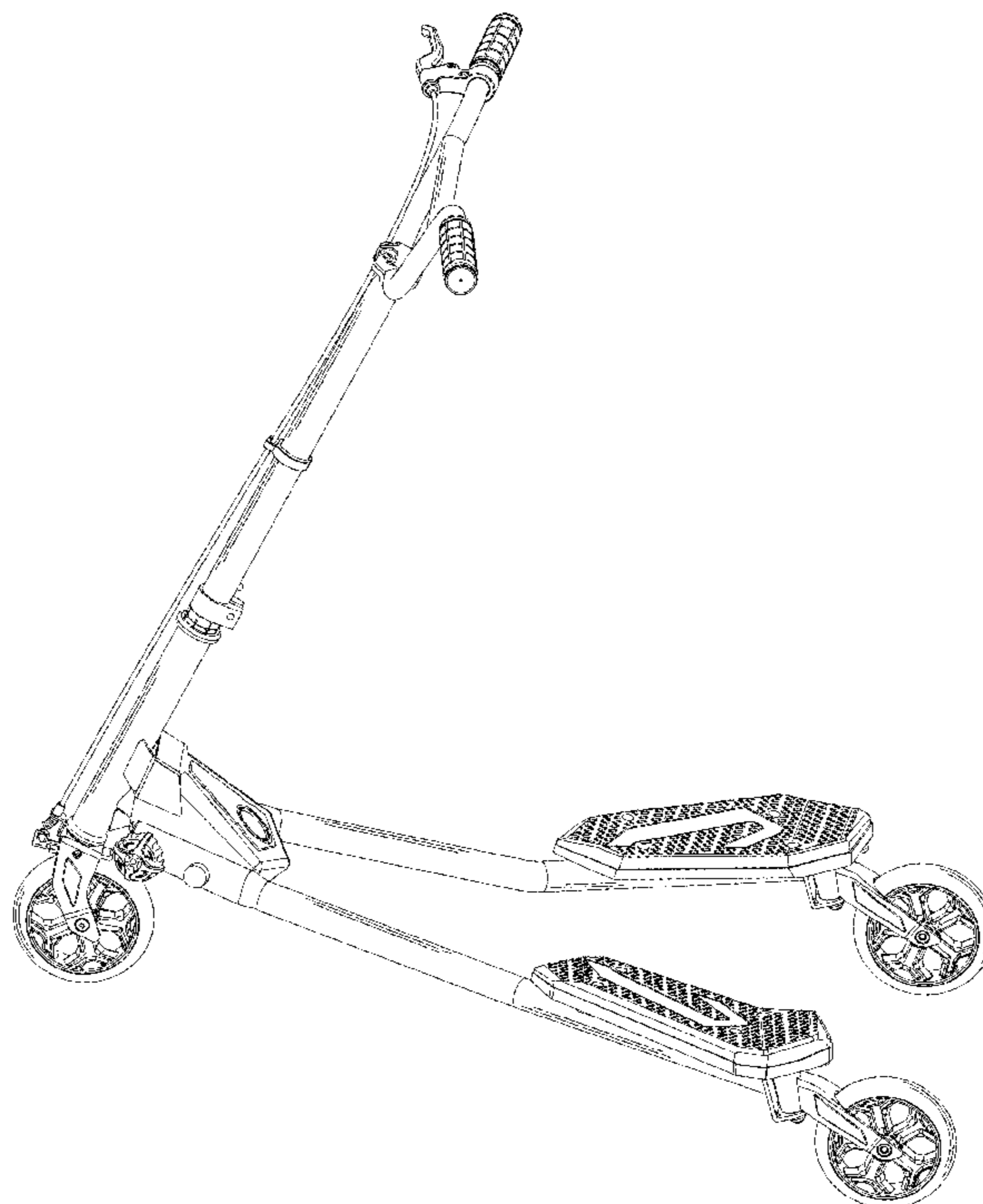




FIG.1

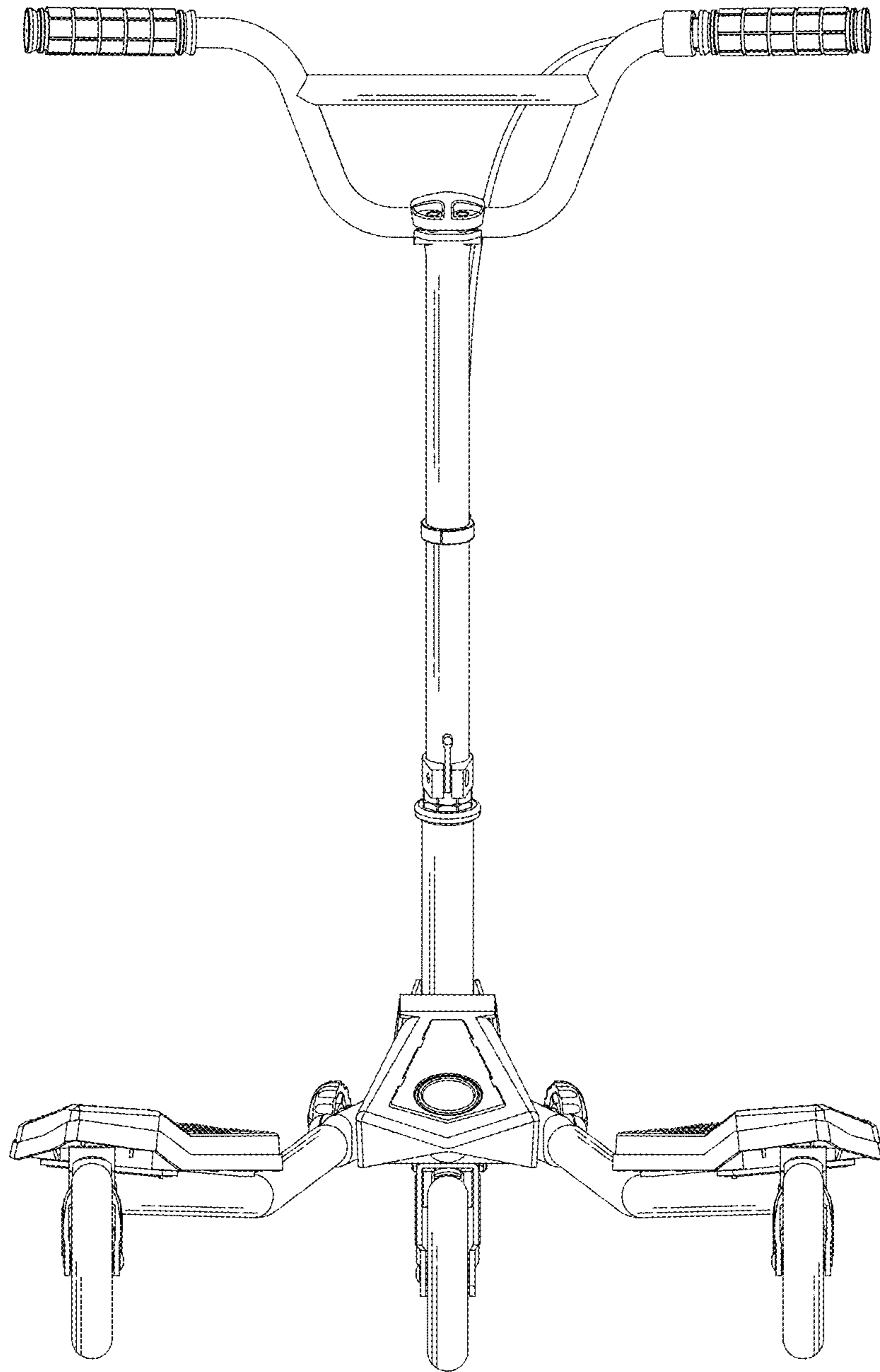


FIG.2




FIG.3





FIG.4



FIG.5

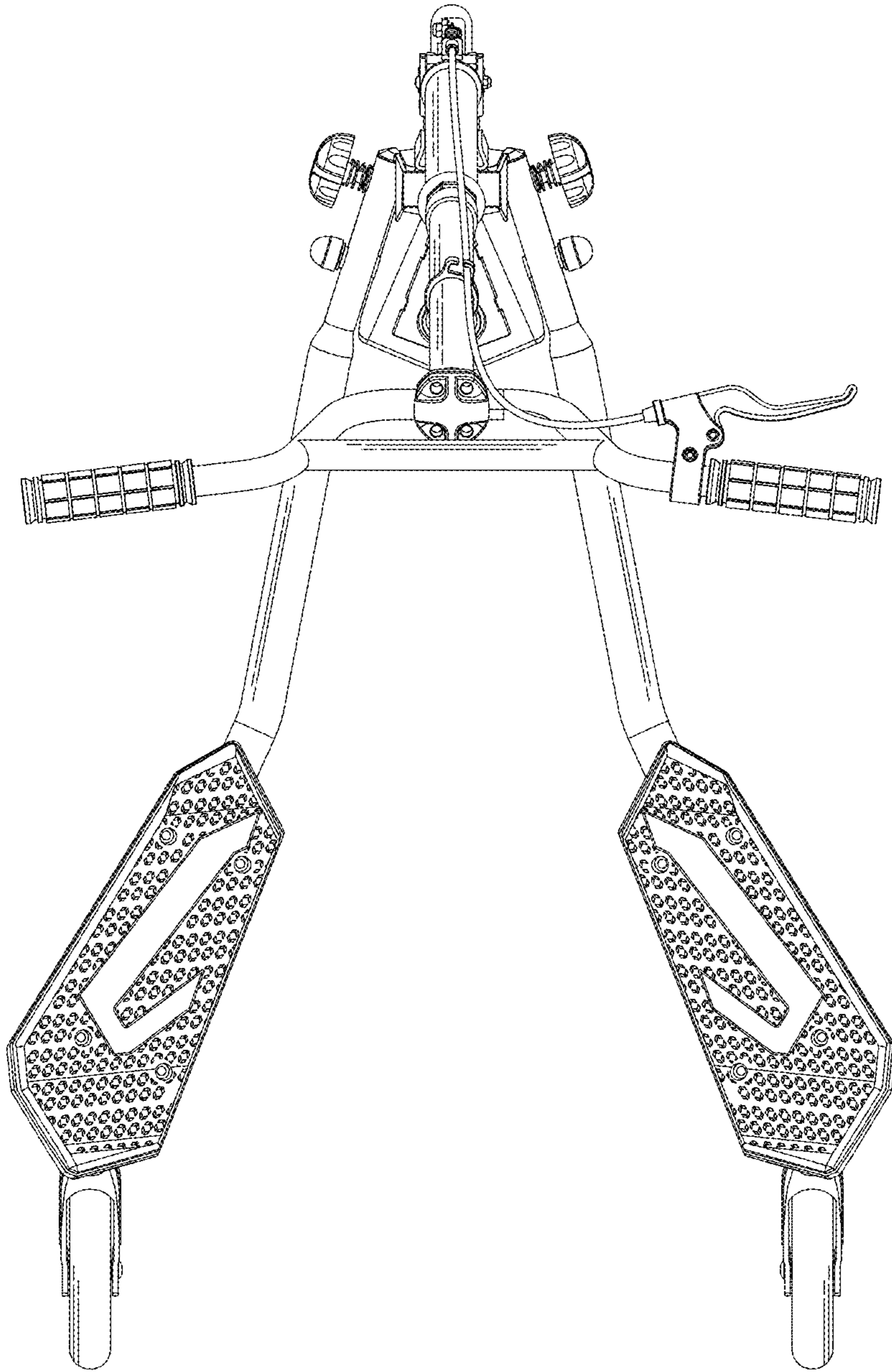


FIG.6

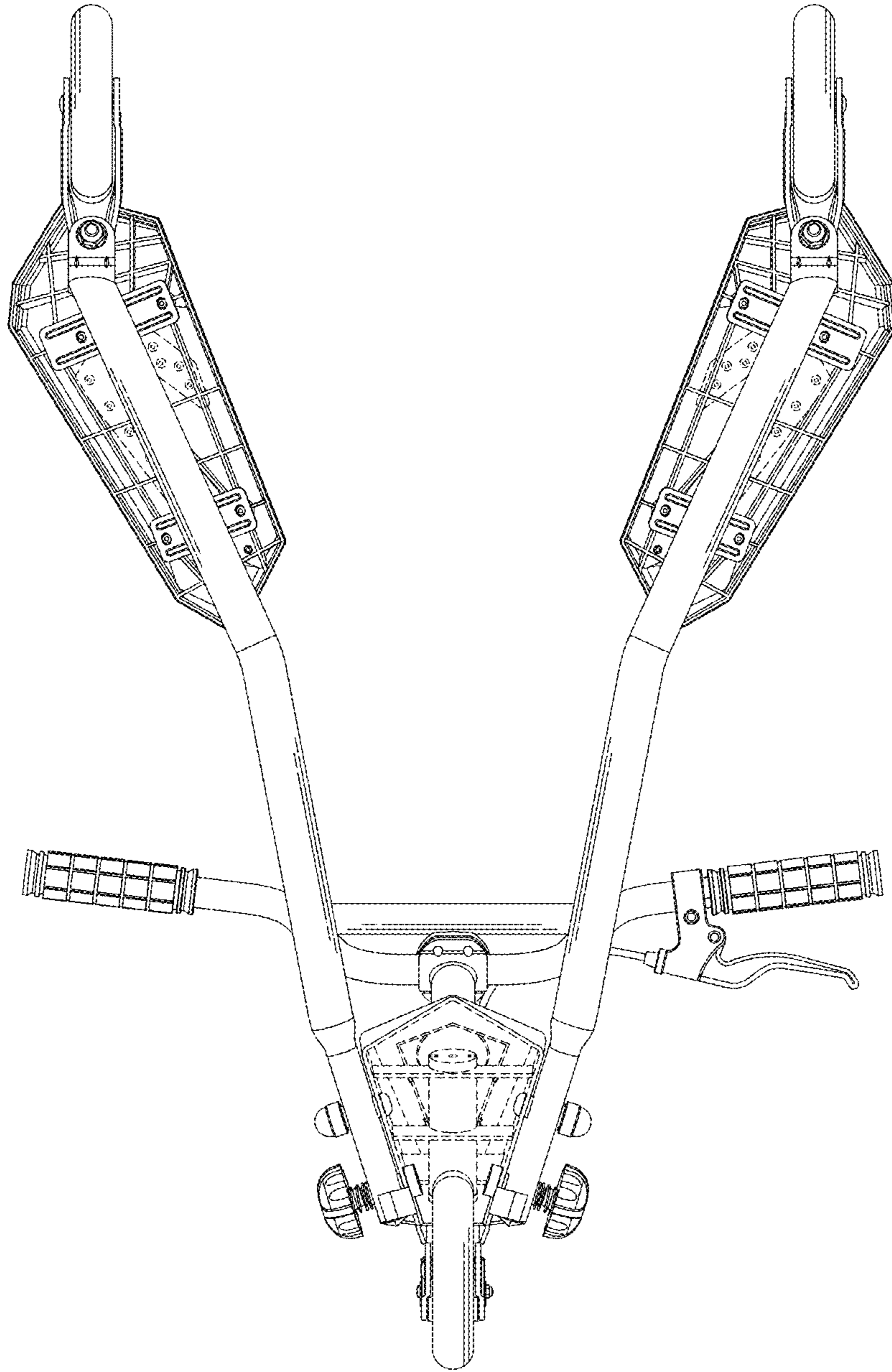


FIG.7