



US00D727407S

(12) **United States Design Patent**
Yoo

(10) **Patent No.:** **US D727,407 S**
(45) **Date of Patent:** **** Apr. 21, 2015**

(54) **SET OF EYEGLASS COMPONENTS**

(71) Applicant: **Oakley, Inc.**, Foothill Ranch, CA (US)

(72) Inventor: **George Yoo**, Aliso Viejo, CA (US)

(73) Assignee: **Oakley, Inc.**, Foothill Ranch, CA (US)

(**) Term: **14 Years**

(21) Appl. No.: **29/501,429**

(22) Filed: **Sep. 4, 2014**

(51) **LOC (10) Cl.** **16-06**

(52) **U.S. Cl.**

USPC **D16/335**

(58) **Field of Classification Search**

CPC G02C 2200/08; G02C 1/06

USPC D16/101, 300-342, 900; D29/109-110;

351/41, 44, 51-52, 62, 158, 92,

351/103-123, 140-153, 63, 59, 45-46;

2/426-432, 447-449, 441, 434-437,

2/13, 15; D21/483, 659-661; D14/372

See application file for complete search history.

(56) **References Cited**

U.S. PATENT DOCUMENTS

D478,929 S	8/2003	Baden et al.	
D484,173 S	12/2003	Jannard et al.	
D496,680 S	9/2004	Yee	
D497,380 S	10/2004	Thixton et al.	
D505,150 S	5/2005	Yee et al.	
D508,515 S	8/2005	Yee et al.	
D513,275 S	12/2005	Yee	
D513,761 S	1/2006	Yee et al.	
D539,833 S	4/2007	Chuang	
D543,572 S *	5/2007	Yee et al.	D16/315
D543,574 S	5/2007	Jannard et al.	
D544,020 S	6/2007	Thixton et al.	
D545,351 S	6/2007	Jannard et al.	
D545,868 S	7/2007	Chuang	
D546,373 S	7/2007	Jannard et al.	

D547,359 S	7/2007	Krakoff et al.	
D553,177 S	10/2007	Chen	
D555,705 S	11/2007	Chuang	
D557,326 S	12/2007	Jannard et al.	
D564,568 S *	3/2008	Moritz	D16/315
D564,571 S	3/2008	Jannard et al.	
D564,572 S	3/2008	Yee et al.	
D565,089 S	3/2008	Moritz	
D569,412 S	5/2008	Jannard et al.	
D572,745 S	7/2008	Moritz	
D575,324 S	8/2008	Moritz	
D581,444 S	11/2008	Jannard et al.	
D581,447 S	11/2008	Yee	
D584,330 S *	1/2009	Chen	D16/315

(Continued)

OTHER PUBLICATIONS

U.S. Appl. No. 29/471,271, filed Oct. 30, 2013, Shin.

(Continued)

Primary Examiner — Raphael Barkai

(74) *Attorney, Agent, or Firm* — Knobbe Martens Olson & Bear, LLP

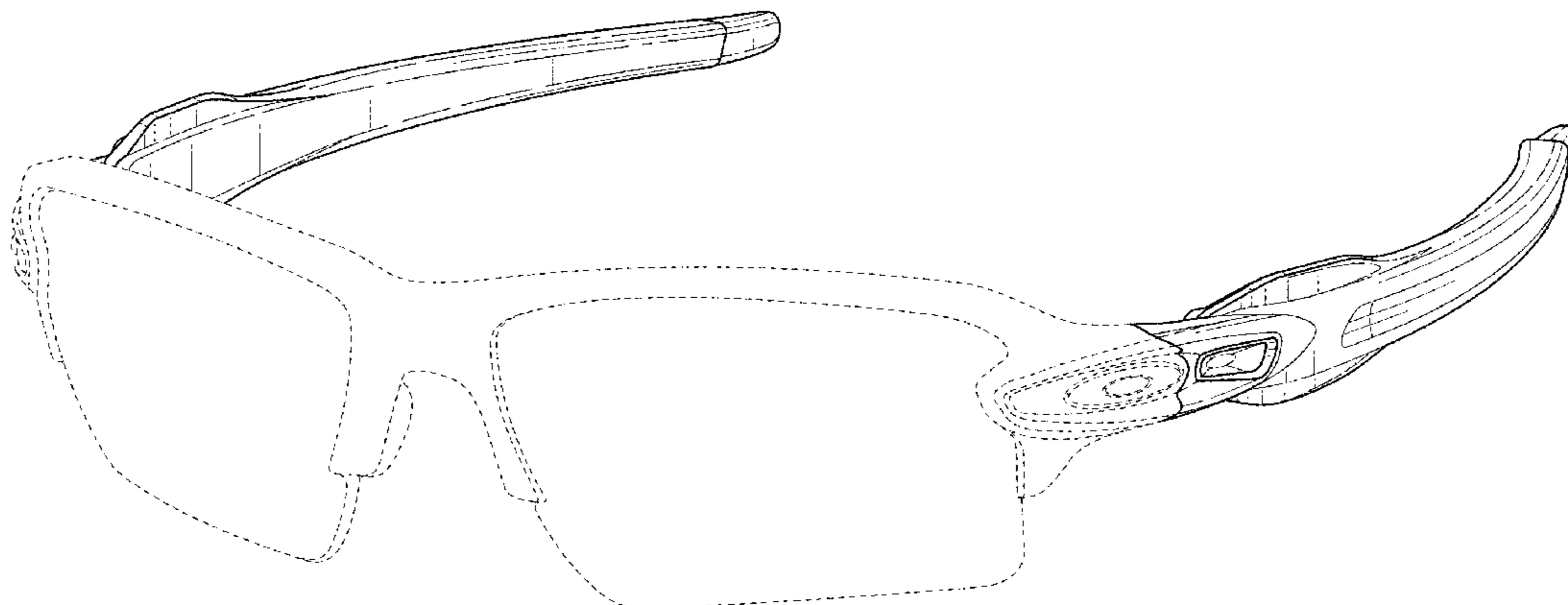
(57) **CLAIM**

The ornamental design for a set of eyeglass components, as shown and described.

DESCRIPTION

FIG. 1 is a front perspective view of a set of eyeglass components showing an embodiment of the new design; FIG. 2 is a front elevational view thereof; FIG. 3 is a rear elevational view thereof; FIG. 4 is a left side elevational view thereof, the right side elevational view being a mirror image thereof; FIG. 5 is a top plan view thereof; and, FIG. 6 is a bottom plan view thereof. The broken lines in the Figures show portions of the eyeglass which form no part of the claimed design.

1 Claim, 5 Drawing Sheets



(56)

References Cited

U.S. PATENT DOCUMENTS

D584,335 S 1/2009 Baden et al.
D586,380 S 2/2009 Yee
D586,381 S 2/2009 Yee
D594,501 S 6/2009 Yee
D600,269 S 9/2009 Masui
D601,613 S 10/2009 Yee
D609,737 S 2/2010 Jannard et al.
D613,329 S 4/2010 Jannard et al.
D615,580 S 5/2010 Baden et al.
D615,581 S 5/2010 Yee
D622,755 S * 8/2010 Yee D16/315
D623,683 S * 9/2010 Rohrbach D16/315
D623,684 S 9/2010 Yee
D640,725 S * 6/2011 Moritz et al. D16/315
D640,727 S 6/2011 Moritz et al.

D646,708 S 10/2011 Moritz et al.
D649,579 S 11/2011 Thixton
D659,180 S 5/2012 Moritz
D675,664 S * 2/2013 Moritz D16/315
D675,666 S 2/2013 Thixton et al.
D681,094 S * 4/2013 Markovitz et al. D16/315
D687,481 S 8/2013 Moritz
D705,339 S * 5/2014 Yoo D16/315

OTHER PUBLICATIONS

U.S. Appl. No. 29/501,431, filed Sep. 4, 2014, Yoo.
U.S. Appl. No. 29/501,439, filed Sep. 4, 2014, Yoo.
U.S. Appl. No. 29/501,440, filed Sep. 4, 2014, Yoo.
Oakley, Inc., "Quarter Jacket (Youth Fit)," printed from www.oakley.com on Dec. 2, 2014, unknown publication date.

* cited by examiner

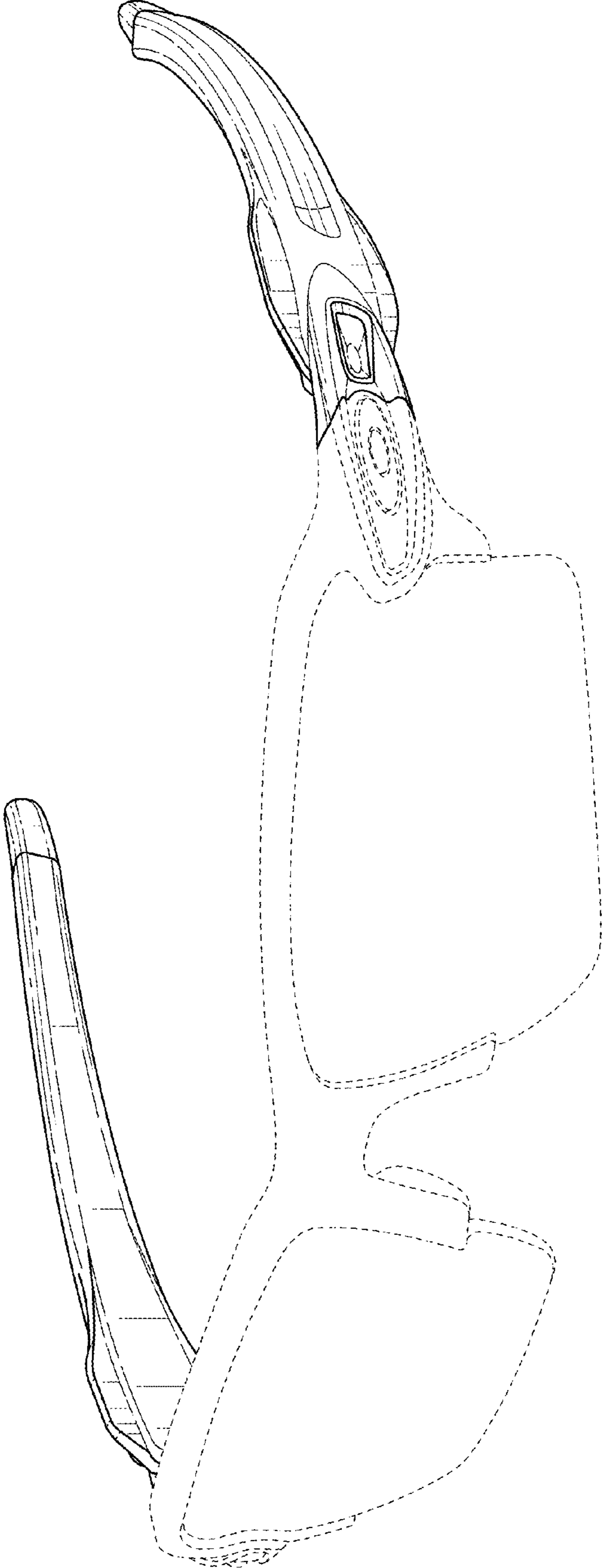


FIG. 1

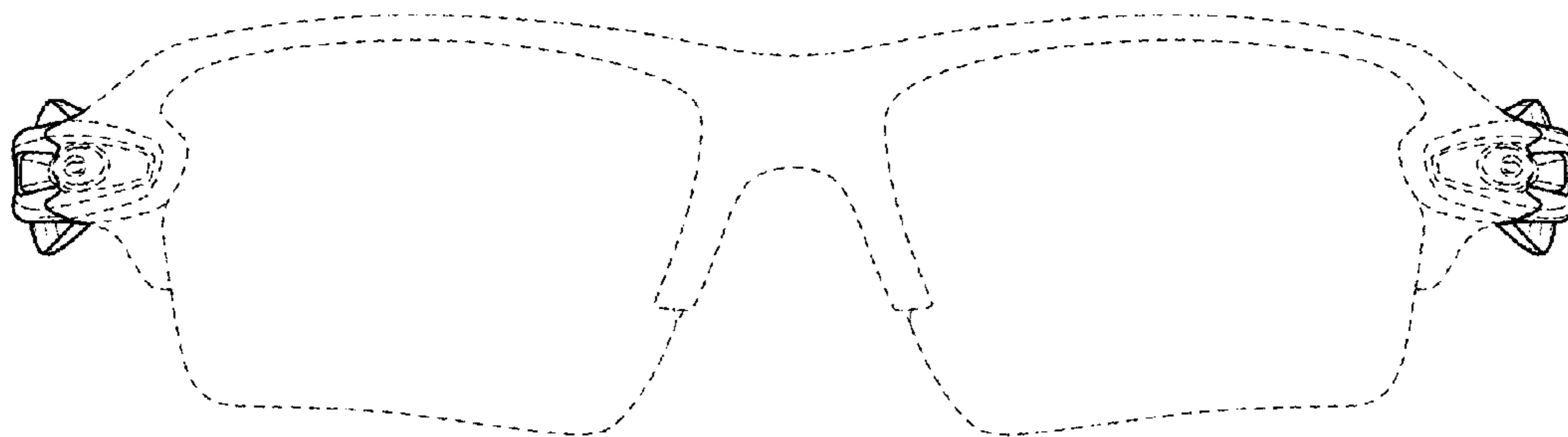


FIG. 2

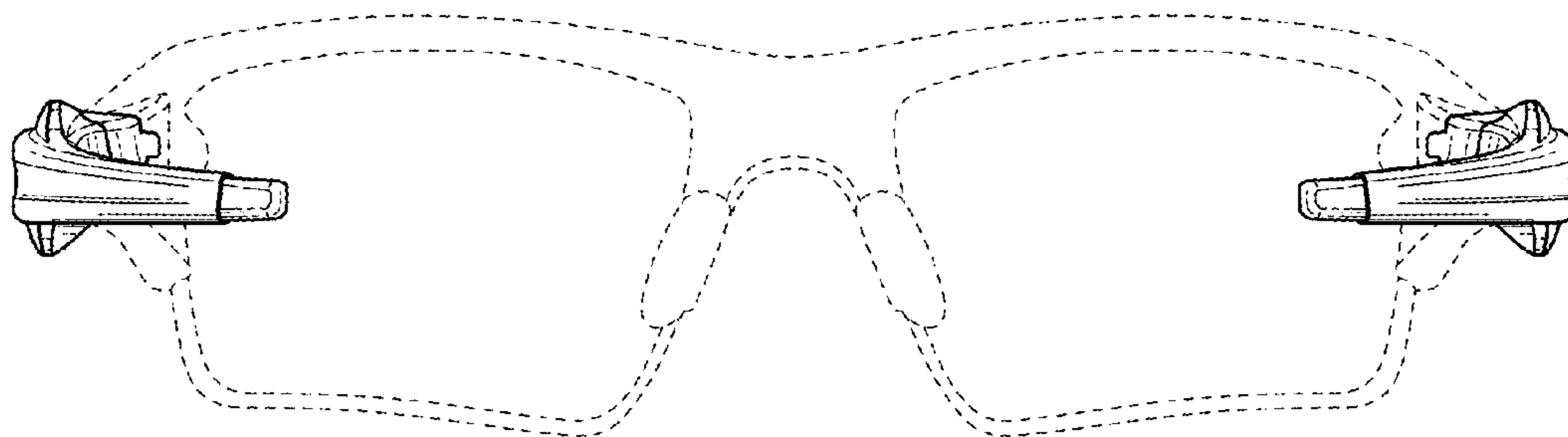


FIG. 3

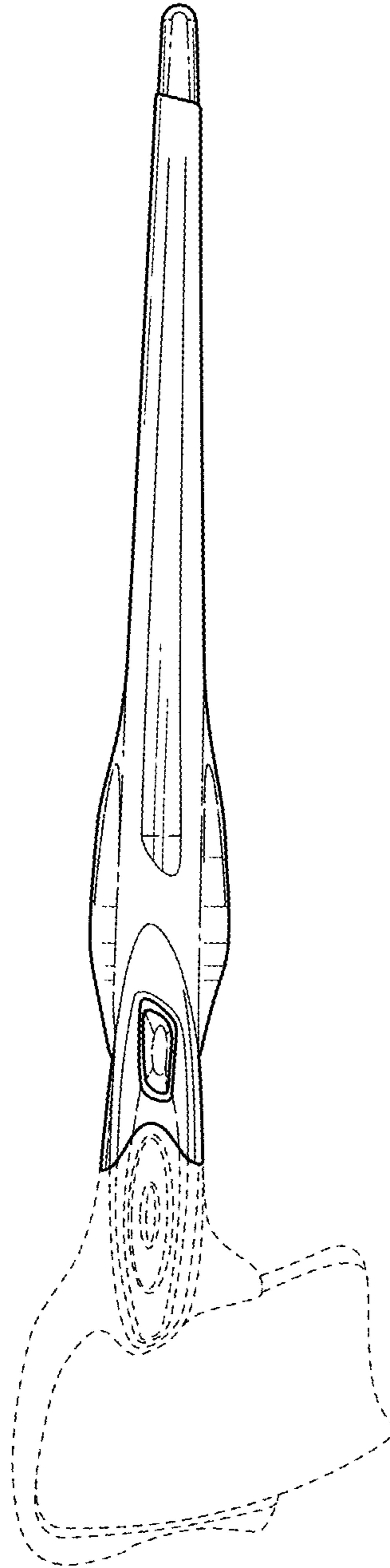


FIG. 4

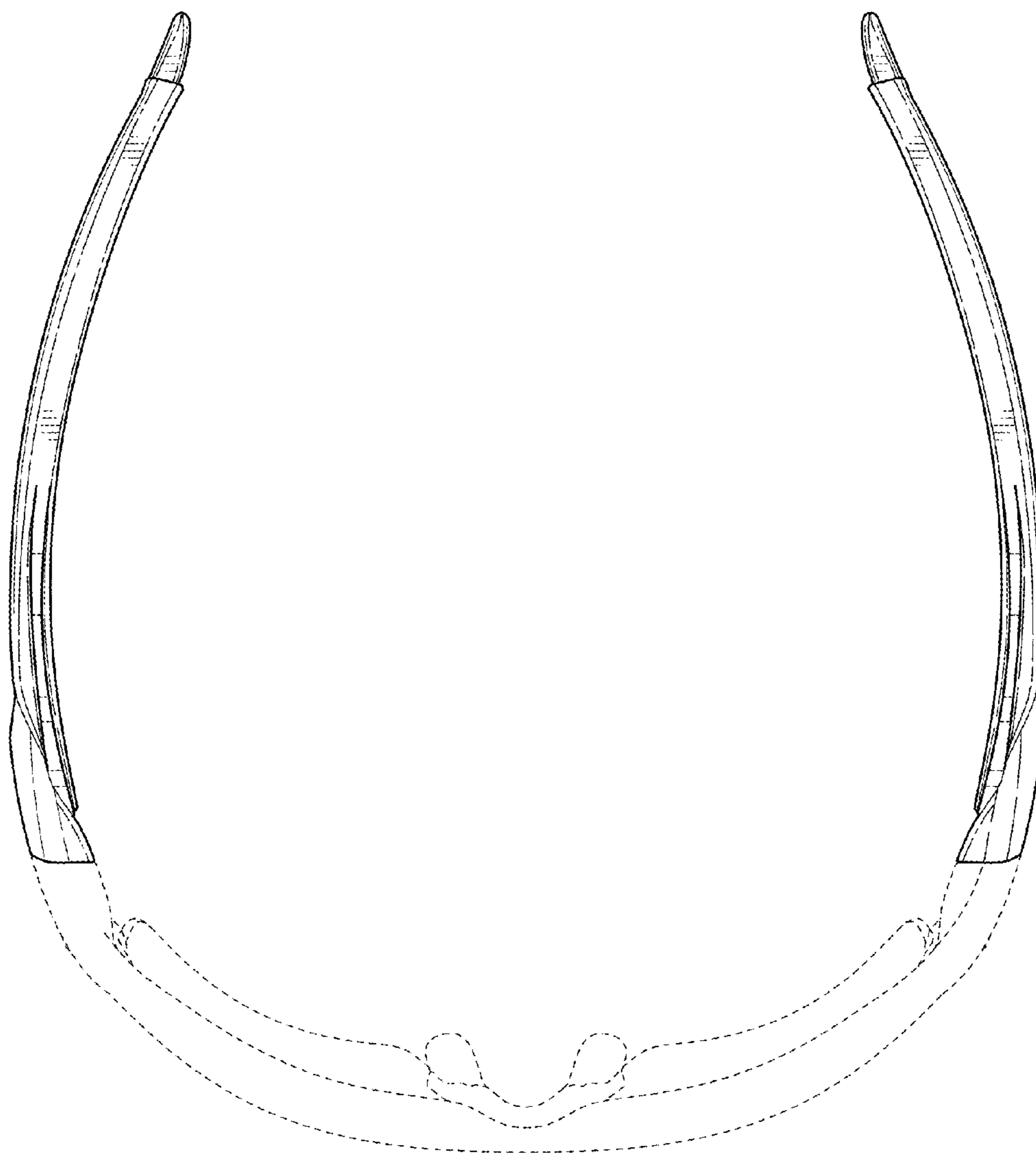


FIG. 5

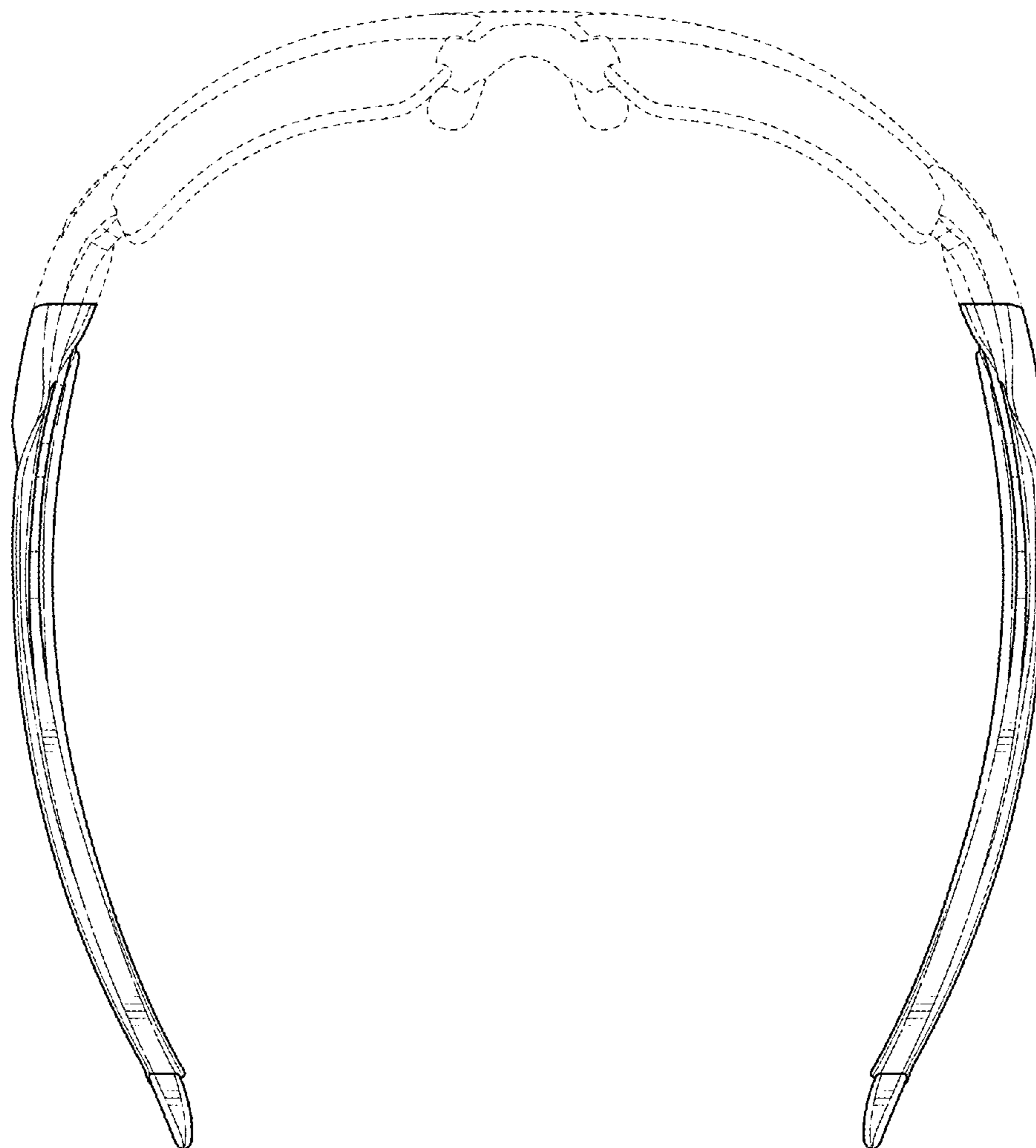


FIG. 6