



US00D727381S

(12) **United States Design Patent**
Thweatt, Jr.

(10) **Patent No.:** **US D727,381 S**
(45) **Date of Patent:** **** Apr. 21, 2015**

- (54) **CERAMIC SUPPORT RAIL**
- (71) Applicant: **Carlisle Thweatt, Jr.**, South Haven, MI (US)
- (72) Inventor: **Carlisle Thweatt, Jr.**, South Haven, MI (US)
- (73) Assignee: **Carlisle Thweatt, Jr.**, South Haven, MI (US)

4,458,141	A *	7/1984	Howard et al.	219/532
4,528,441	A *	7/1985	Seal et al.	219/532
4,531,017	A *	7/1985	Sherrill	174/138 J
4,559,412	A *	12/1985	Howard et al.	174/138 J
4,692,599	A *	9/1987	Howard et al.	219/532
D347,644	S *	6/1994	Bezdicek	D15/144
D367,844	S *	3/1996	Engelke	D13/131
D400,500	S *	11/1998	Kelly	D13/132
5,880,440	A *	3/1999	Whitfield et al.	219/536
D438,765	S *	3/2001	Weir	D8/17
7,075,043	B2 *	7/2006	Howard et al.	219/548
D569,699	S *	5/2008	Snick	D8/19

(**) Term: **14 Years**

* cited by examiner

(21) Appl. No.: **29/463,550**

Primary Examiner — Patricia Palasik

(22) Filed: **Dec. 30, 2013**

(51) **LOC (10) Cl.** **15-09**

(57) **CLAIM**

The ornamental design for a ceramic support rail, as shown and described.

(52) **U.S. Cl.**

USPC **D15/144.2**; D13/131

(58) **Field of Classification Search**

USPC D13/131; D15/144.2

See application file for complete search history.

DESCRIPTION

FIG. 1 is a perspective view of a ceramic rail support for supporting ceramic insulators in an electric heater, showing my new design,

FIG. 2 is a top side plane view thereof, the bottom side being a mirror image of the side shown.

FIG. 3 is a back side elevation view, the front side being a mirror image of the side shown; and,

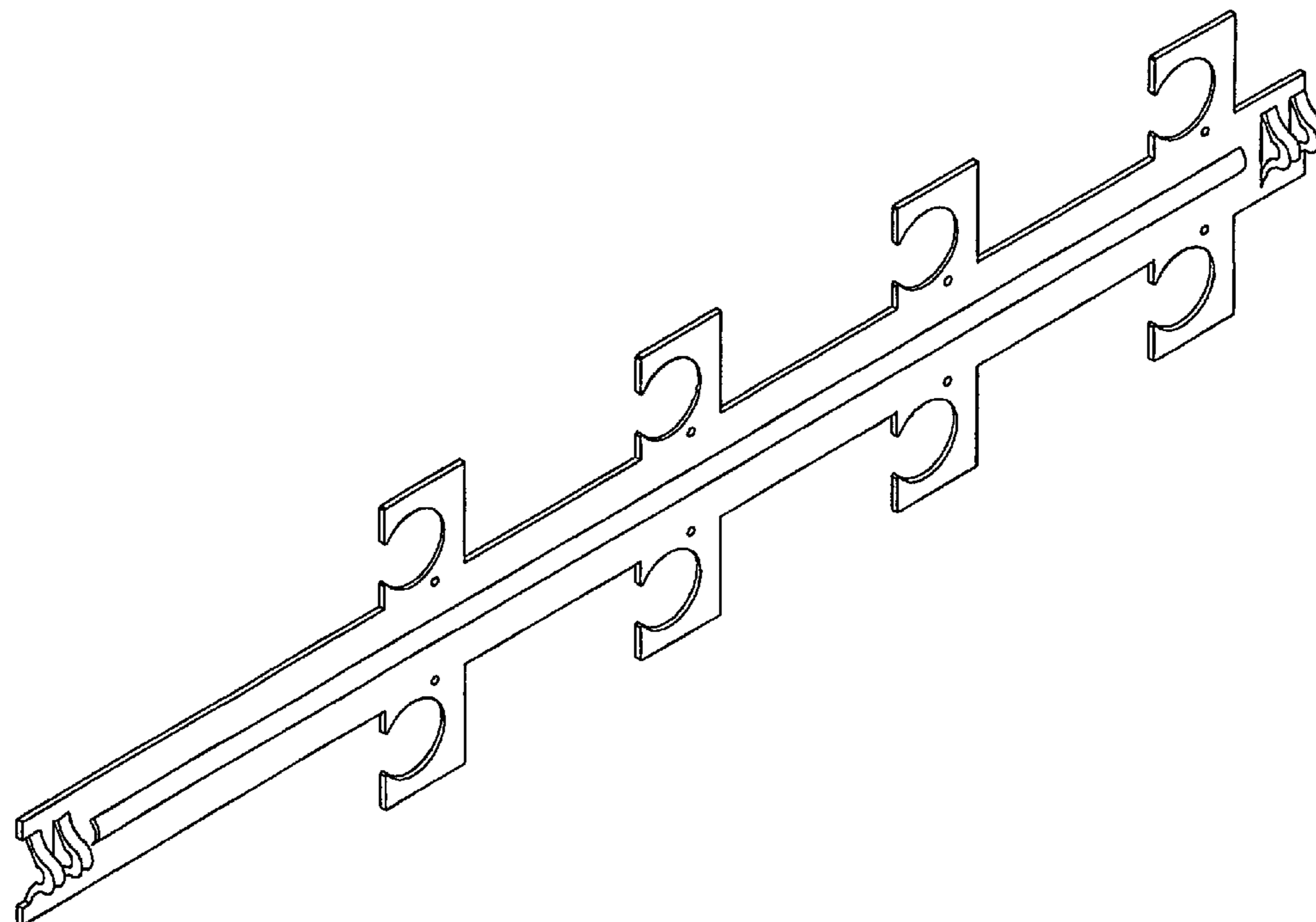
FIG. 4 is a right side elevation view, the left side view being a mirror image of the side shown.

(56) **References Cited**

U.S. PATENT DOCUMENTS

2,673,889	A *	3/1954	Metz	174/138 J
D199,694	S *	12/1964	Palmer	D15/140
D207,057	S *	2/1967	Belke	D8/395
3,935,376	A *	1/1976	Cooper et al.	174/138 J
3,992,609	A *	11/1976	Alexander	219/532
D248,943	S *	8/1978	King	D13/131
D258,877	S *	4/1981	King	D13/131

1 Claim, 2 Drawing Sheets



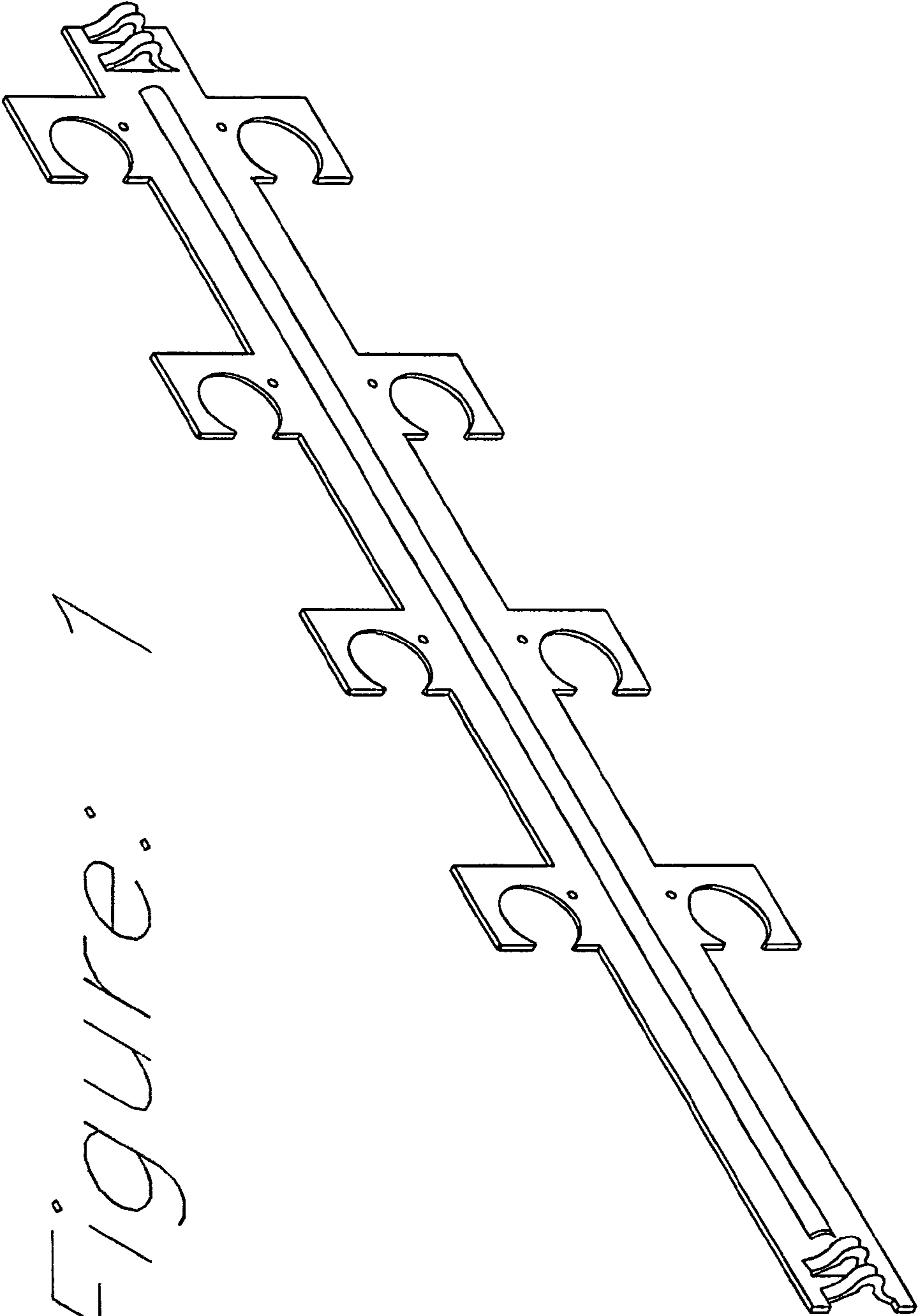


Figure: 1



FIGURE 3

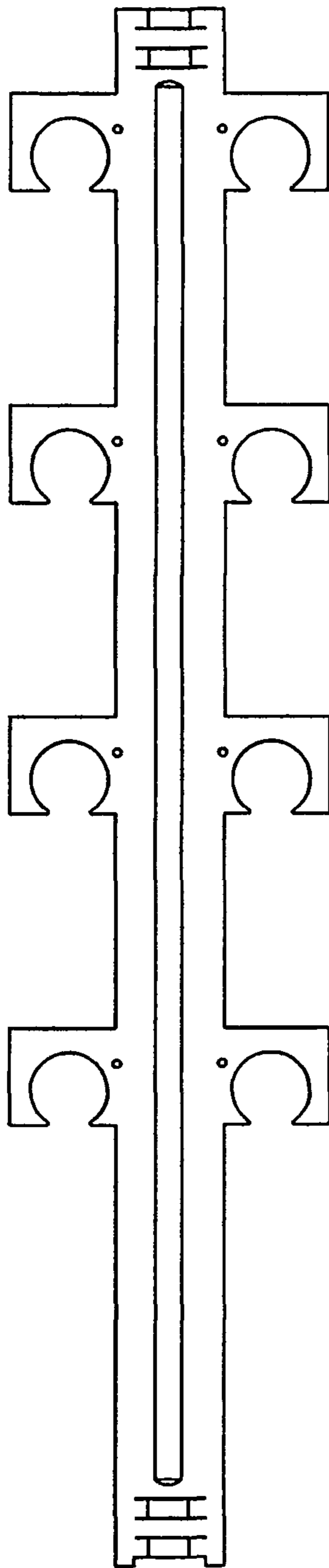


FIGURE 2



FIG. 4