

US00D727378S

(12) **United States Design Patent**
Jeon et al.

(10) **Patent No.:** **US D727,378 S**

(45) **Date of Patent:** **** Apr. 21, 2015**

(54) **REFRIGERATOR DISPENSER**

(56)

References Cited

(71) Applicant: **Samsung Electronics Co., Ltd.**,
Suwon-si, Gyeonggi-do (KR)

(72) Inventors: **Sang-Woon Jeon**, Namyangju-si (KR);
Se-Youn Park, Incheon (KR);
Jae-Moon Lee, Seoul (KR)

U.S. PATENT DOCUMENTS

D568,913	S	*	5/2008	Suh et al.	D15/89
D569,399	S	*	5/2008	Crookshanks et al.	D15/89
D582,443	S	*	12/2008	Kim et al.	D15/89
D589,988	S	*	4/2009	Martin et al.	D15/89
D672,376	S	*	12/2012	Ringemann et al.	D15/89
D697,537	S	*	1/2014	Seo et al.	D15/89
D709,106	S	*	7/2014	Jeon et al.	D15/89

(73) Assignee: **Samsung Electronics Co., Ltd.** (KR)

* cited by examiner

(**) Term: **14 Years**

Primary Examiner — Stella Reid

Assistant Examiner — Khawaja Anwar

(21) Appl. No.: **29/466,063**

(74) *Attorney, Agent, or Firm* — Cantor Colburn LLP

(22) Filed: **Sep. 4, 2013**

(57) **CLAIM**

We claim, the ornamental design for a refrigerator dispenser, as shown and described.

(30) **Foreign Application Priority Data**

DESCRIPTION

Mar. 5, 2013 (KR) 30-2013-0011116

(51) **LOC (10) Cl.** **15-07**

(52) **U.S. Cl.**
USPC **D15/89**

(58) **Field of Classification Search**
USPC D15/79-90; 312/400-408, 116;
62/3.1-3.64, 98, 236, 275, 293, 331,
62/344, 352, 371, 440, 467, 529, 531;
222/146.5, 145.6

FIG. 1 is a perspective view of a refrigerator dispenser, showing our new design;
FIG. 2 is a front elevation view thereof;
FIG. 3 is a rear elevation view thereof;
FIG. 4 is a side elevation view thereof;
FIG. 5 is a another side elevation view thereof;
FIG. 6 is a top plan view thereof;
FIG. 7 is a bottom plan view thereof;
FIG. 8 is another perspective view thereof; and,
FIG. 9 is a perspective view thereof shown installed in an unclaimed environment.
The broken lines show unclaimed environment only and form no part of the claimed design.

See application file for complete search history.

1 Claim, 6 Drawing Sheets

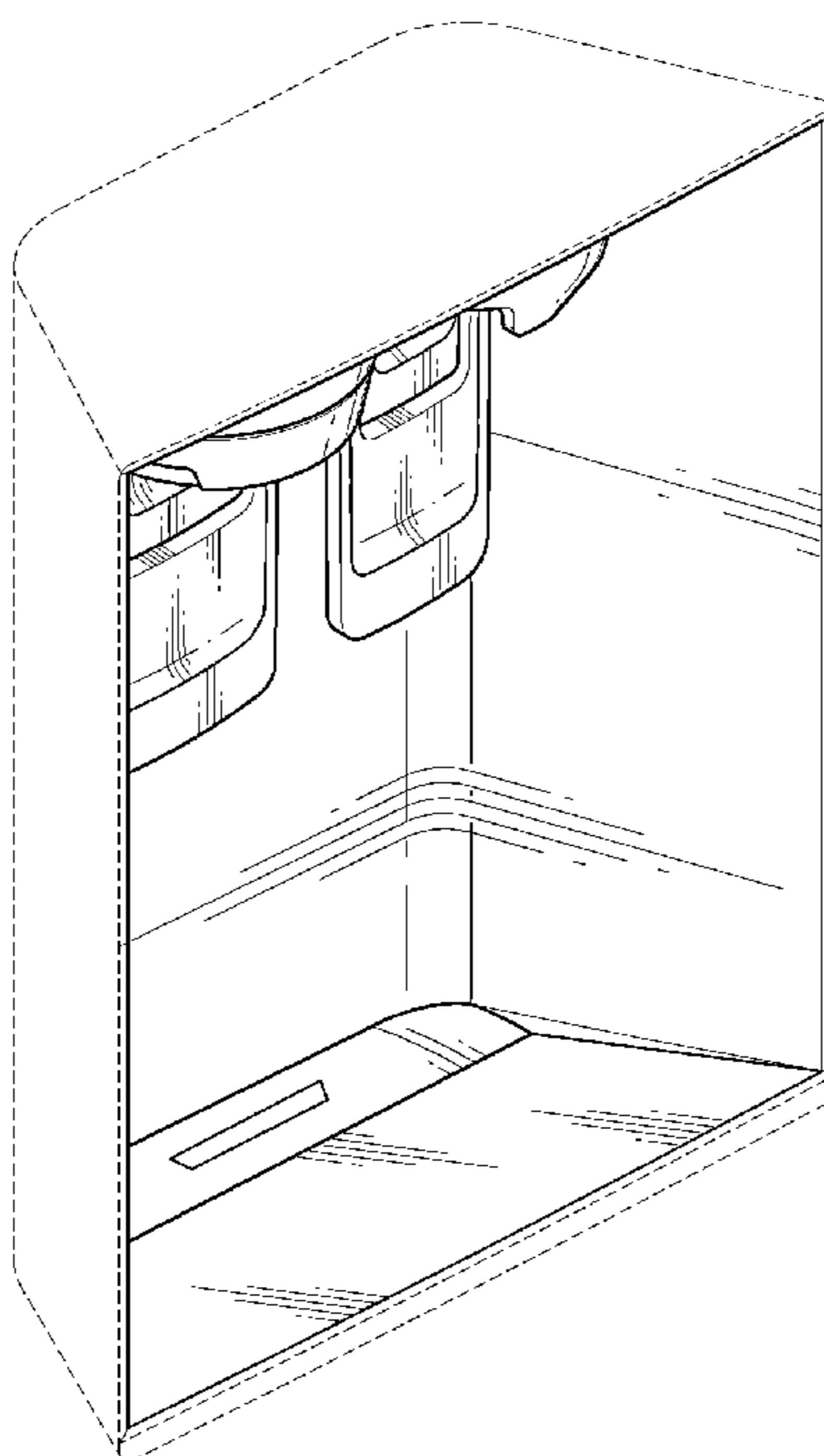


FIG. 1

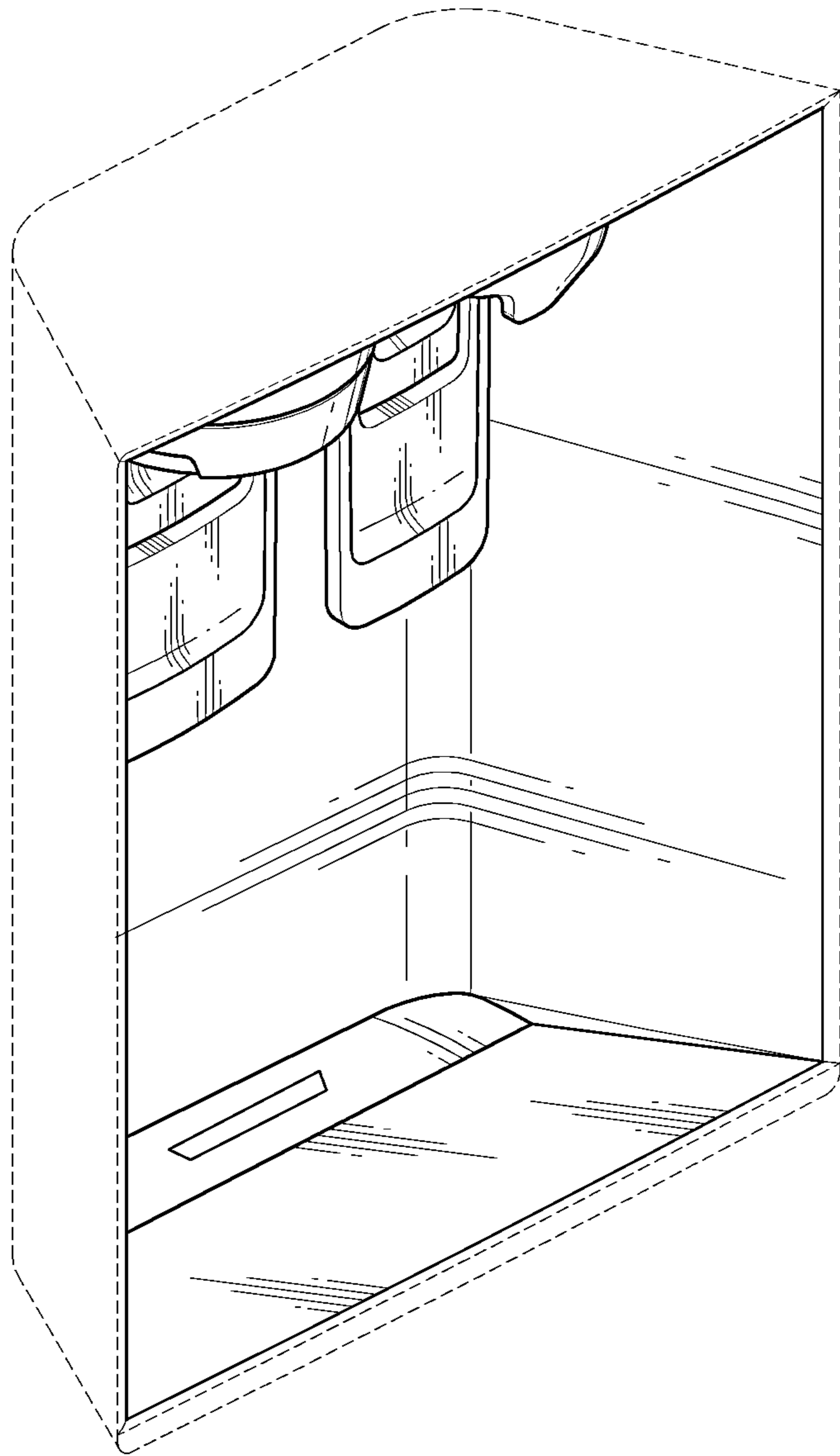


FIG.2

FIG.3


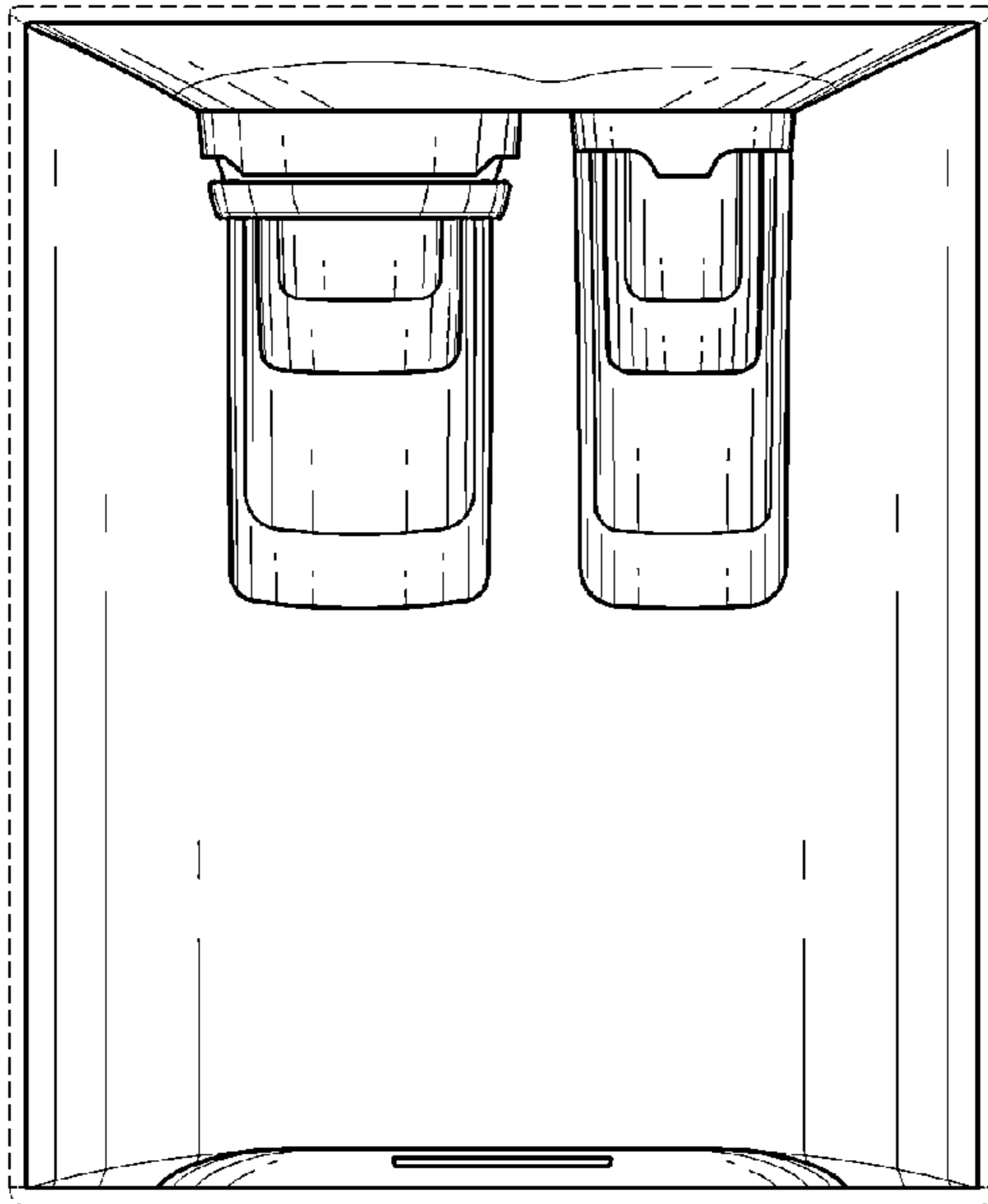


FIG. 4

FIG. 5





FIG. 6




FIG. 7

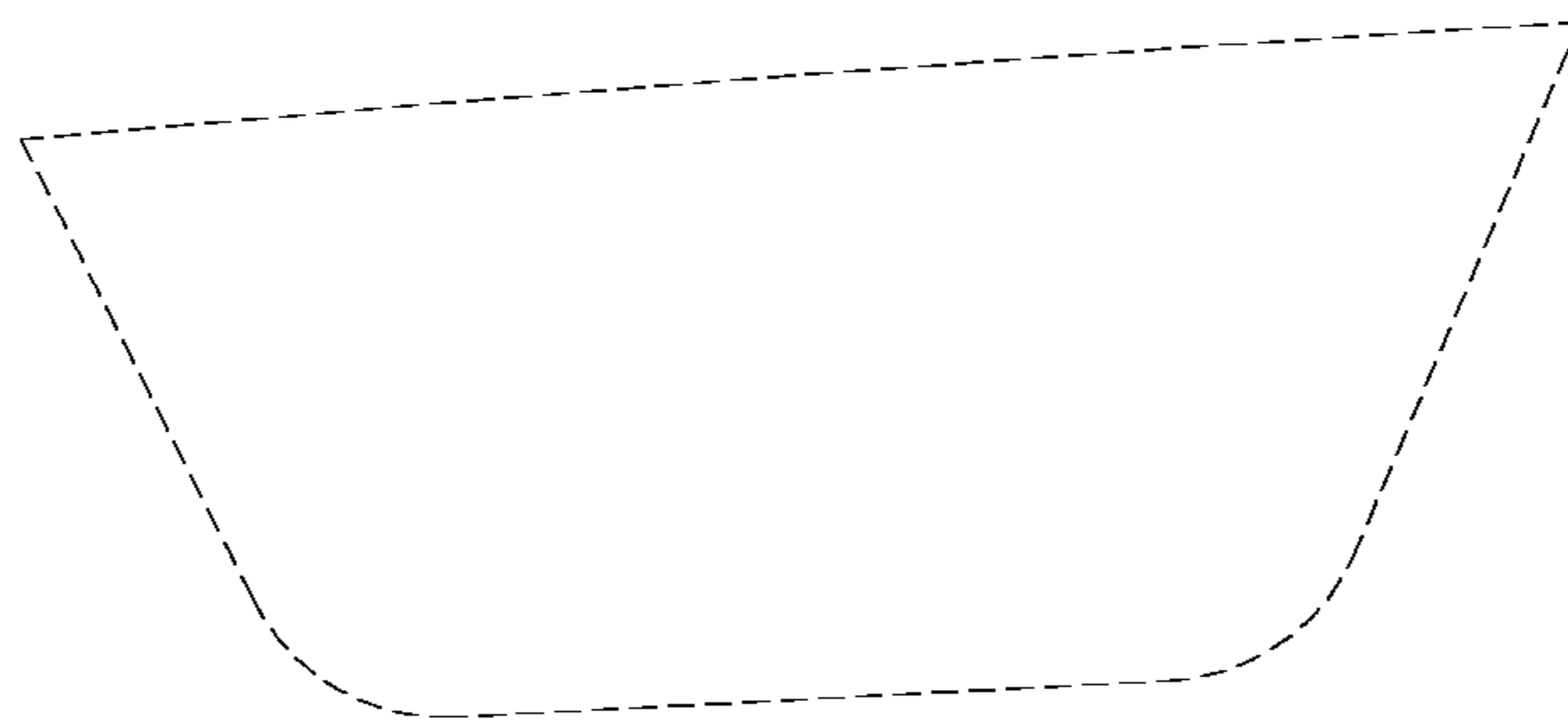


FIG. 8

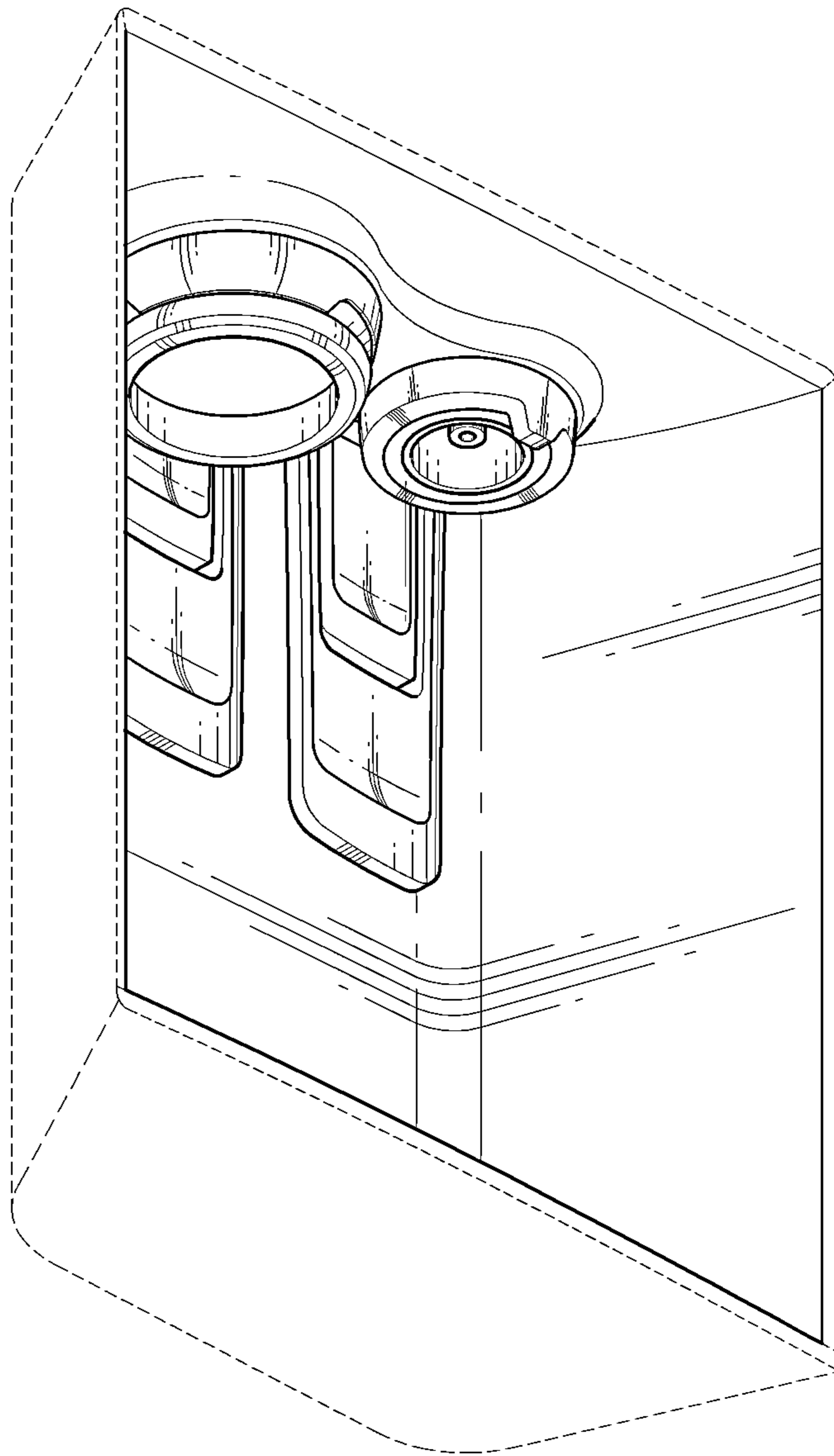


FIG. 9

