

US00D727376S

(12) **United States Design Patent**
Lee et al.

(10) **Patent No.:** **US D727,376 S**
(45) **Date of Patent:** **** Apr. 21, 2015**

(54) **DECORATIVE PANEL**

(56) **References Cited**

(71) Applicant: **Samsung Electronics Co., Ltd.**,
Suwon-si (KR)

U.S. PATENT DOCUMENTS

(72) Inventors: **Hea-Me Lee**, Seoul (KR); **Ji-Dam Hong**, Seoul (KR)

D125,360 S *	2/1941	Zavell	D5/62
D125,362 S *	2/1941	Zavell	D5/59
D126,883 S *	4/1941	Gurry	D5/62
D163,167 S *	5/1951	Couch	D5/62
D341,028 S *	11/1993	Huang	D5/37
D497,484 S *	10/2004	Delaney	D5/58
D526,791 S *	8/2006	Delaney	D5/53
D629,127 S *	12/2010	Lim et al.	D25/138

(73) Assignee: **Samsung Electronics Co., Ltd.**,
Suwon-si (KR)

* cited by examiner

(**) Term: **14 Years**

Primary Examiner — Stella Reid

(21) Appl. No.: **29/454,694**

Assistant Examiner — Khawaja Anwar

(22) Filed: **May 13, 2013**

(74) *Attorney, Agent, or Firm* — NSIP Law

(30) **Foreign Application Priority Data**

(57) **CLAIM**

The ornamental design for a decorative panel, as shown and described.

Nov. 13, 2012 (KR) 30-2012-0054244

DESCRIPTION

(51) **LOC (10) Cl.** **15-07**

FIG. 1 is a front perspective view of a decorative panel, showing our new design;

(52) **U.S. Cl.**
USPC **D15/89**

FIG. 2 is a front view thereof;

(58) **Field of Classification Search**
USPC D5/4, 7, 41, 43, 47, 53, 55, 56, 57, 58,
D5/59, 60, 62, 63, 99, 37; D6/612, 617;
D19/1, 5; D25/138, 163, 150, 110;
2/900; 15/208; 112/401, 416, 439;
139/383 B, 383 R; 428/32, 66.5, 85,
428/151, 152, 187, 542.6; 442/408; D3/5,
D3/11

FIG. 3 is a rear view thereof;

FIG. 4 is a left-side view thereof;

FIG. 5 is a right-side view thereof;

FIG. 6 is a top plan view thereof;

FIG. 7 is a bottom plan view thereof; and,

FIG. 8 is a partially enlarged front view of the portion, I-I', II-II', III-III', and IV-IV', in FIG. 2.

The broken lines are for environmental purpose only and form no part of the claimed design. The dot-dot-dash broken lines outlining portions of the claimed design that are illustrated in enlargements form no part of the claimed design.

See application file for complete search history.

1 Claim, 6 Drawing Sheets




FIG. 1




FIG. 2

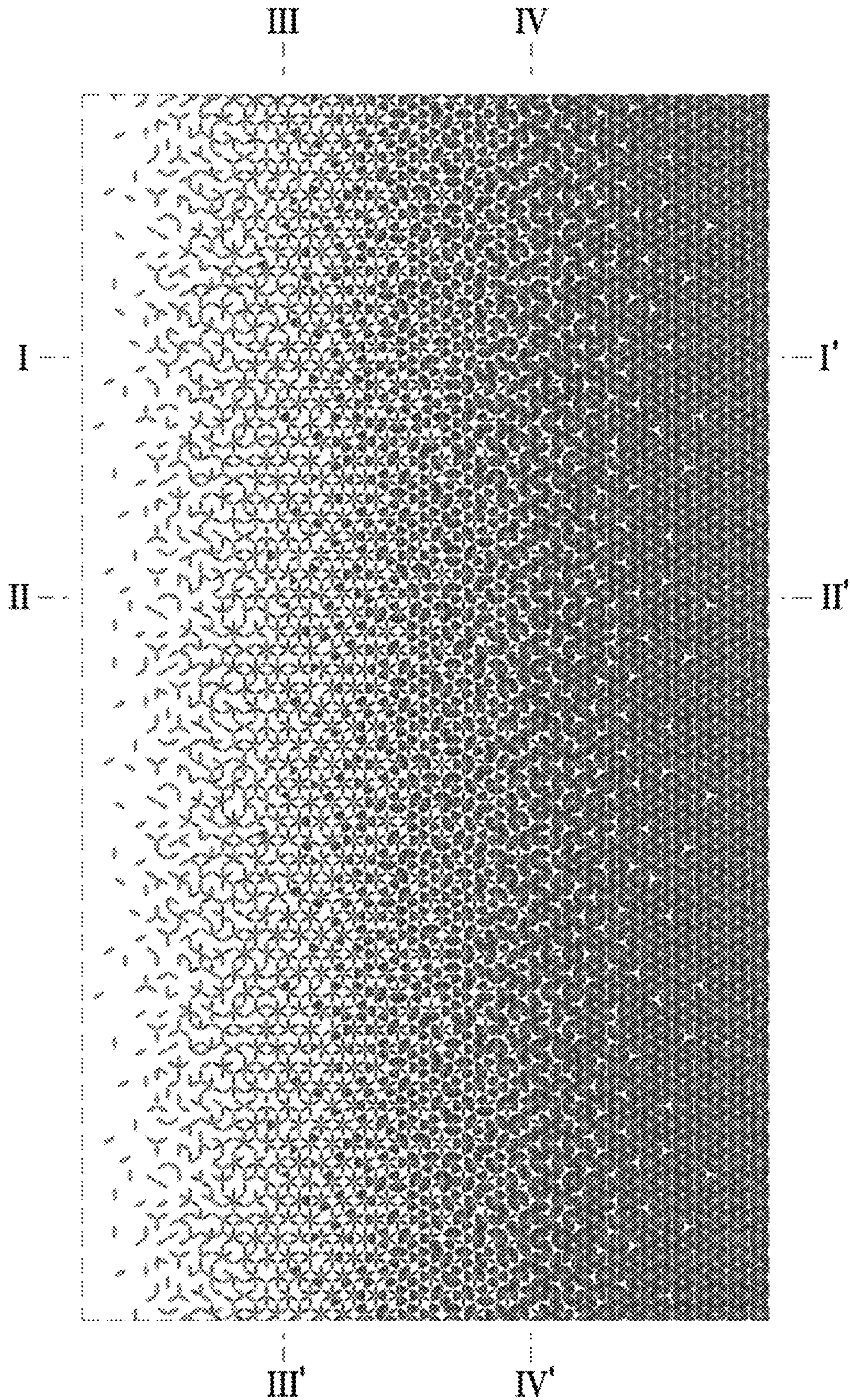


FIG. 3




FIG. 4

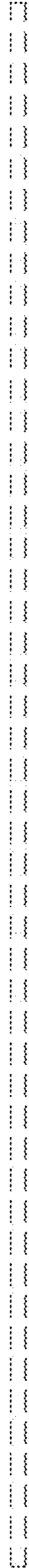


FIG. 5

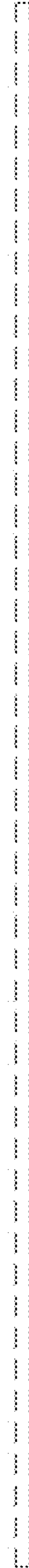


FIG. 6

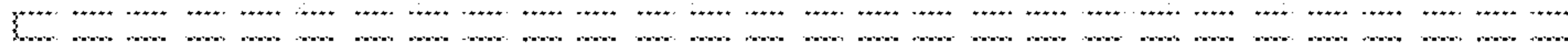


FIG. 7

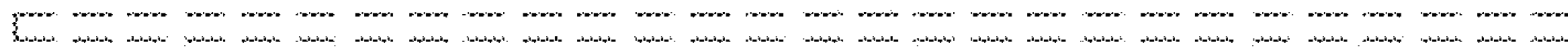


FIG. 8

