



US00D727358S

(12) **United States Design Patent**  
**Park**

(10) **Patent No.:** **US D727,358 S**

(45) **Date of Patent:** **\*\* Apr. 21, 2015**

(54) **DISPLAY SCREEN OR PORTION THEREOF WITH TRANSITIONAL GRAPHICAL USER INTERFACE**

D670,737 S \* 11/2012 Phelan ..... D14/492  
D670,738 S \* 11/2012 Phelan ..... D14/492  
D687,444 S \* 8/2013 Jang et al. .... D14/482  
D709,916 S \* 7/2014 Jang et al. .... D14/492

(75) Inventor: **Sang-Hyun Park**, Seoul (KR)

(Continued)

(73) Assignee: **Samsung Electronics Co., Ltd.**,  
Suwon-si (KR)

*Primary Examiner* — Eric Goodman

*Assistant Examiner* — John Reickel

(74) *Attorney, Agent, or Firm* — NSIP Law

(\*\*) Term: **14 Years**

(21) Appl. No.: **29/426,383**

(57) **CLAIM**

I claim the ornamental design for a display screen or portion thereof with transitional graphical user interface, as shown and described.

(22) Filed: **Jul. 5, 2012**

(30) **Foreign Application Priority Data**

**DESCRIPTION**

Jan. 6, 2012 (KR) ..... 30-2012-0000927

(51) **LOC (10) Cl.** ..... **14-04**

(52) **U.S. Cl.**  
USPC ..... **D14/494**

(58) **Field of Classification Search**  
USPC ..... D14/485–495; 715/700–866  
See application file for complete search history.

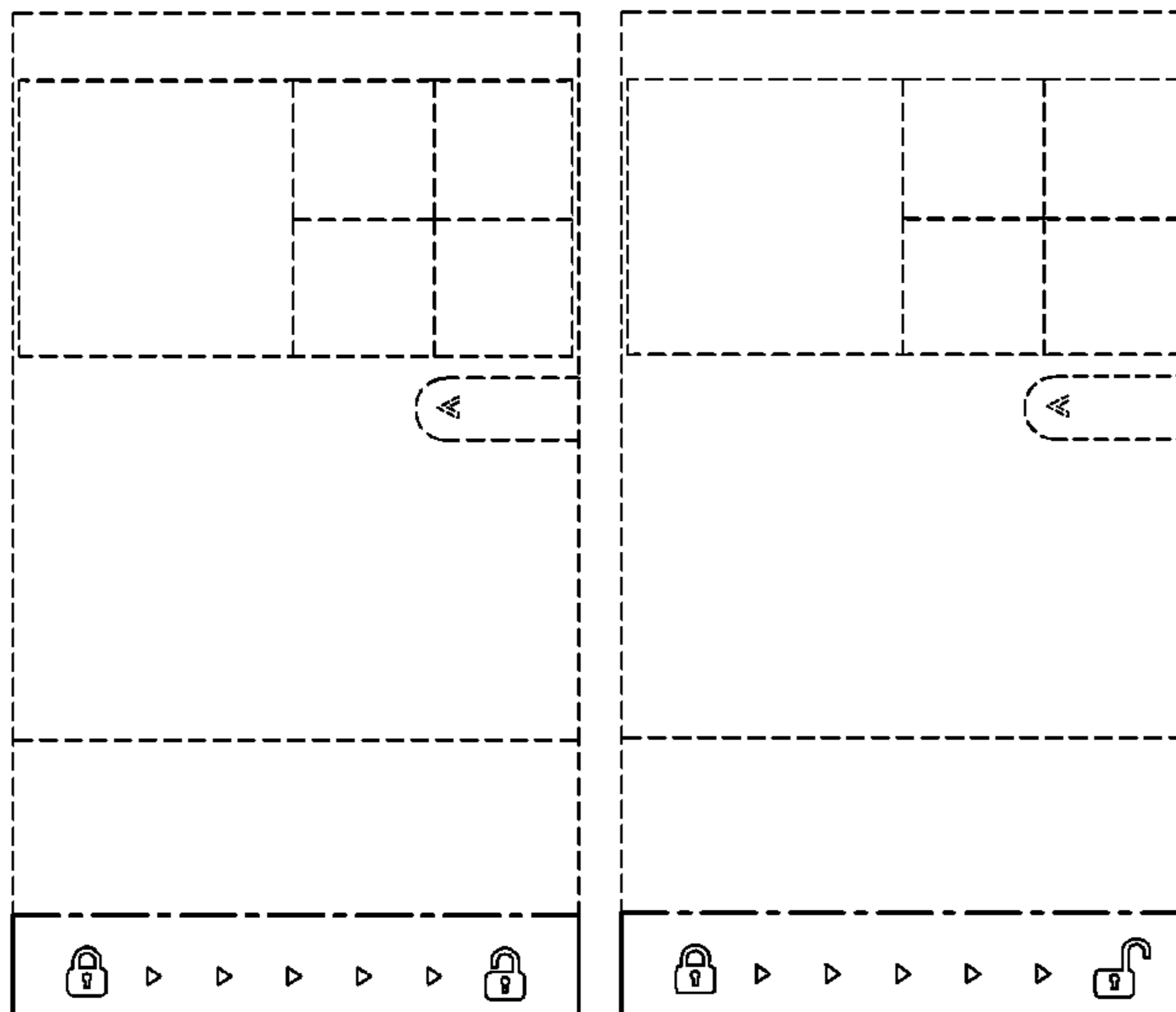
FIG. 1 is a front view of a first image in a sequence for a display screen or portion thereof with transitional graphical user interface, showing my new design; FIG. 2 is a front view of a second image thereof; FIG. 3 is a front view of a third image thereof; FIG. 4 is a front view of a fourth image thereof; FIG. 5 is a front view of the transitional graphical user interface of FIG. 1 in which a device is provided in broken lines to illustrate an example environment; FIG. 6 is a front view of a second image thereof; FIG. 7 is a front view of a third image thereof; and, FIG. 8 is a front view of a fourth image thereof. The appearance of the transitional image sequentially transitions between the images shown in FIGS. 1 through 4, and between the images shown in FIGS. 5 through 8. The subject matter of this patent includes a process or period in which an image changes into another image. This process or period forms no part of the claimed design. The broken line drawing of the device, and the symbol and other images is included for the purpose of illustrating environmental structure and portions of the article, respectively, and forms no part of the claimed design.

(56) **References Cited**

U.S. PATENT DOCUMENTS

D390,548 S \* 2/1998 Maekawa et al. .... D14/488  
D402,645 S \* 12/1998 Garguilo ..... D14/492  
D422,985 S \* 4/2000 Bright ..... D14/492  
D442,971 S \* 5/2001 Ginocchio ..... D14/489  
D471,226 S \* 3/2003 Gray ..... D18/27  
D549,729 S \* 8/2007 Jewitt et al. .... D14/492  
D608,368 S \* 1/2010 Bamford ..... D14/486  
D615,552 S \* 5/2010 Baugher et al. .... D14/493  
D615,553 S \* 5/2010 Baugher et al. .... D14/493  
D615,991 S \* 5/2010 Baugher et al. .... D14/493  
D615,992 S \* 5/2010 Baugher et al. .... D14/493  
7,774,719 B2 \* 8/2010 Taylor ..... 715/838  
D624,928 S \* 10/2010 Agnetta et al. .... D14/487  
D640,273 S \* 6/2011 Arnold et al. .... D14/487  
D664,430 S \* 7/2012 Kelly et al. .... D9/434

**1 Claim, 8 Drawing Sheets**



(56)

**References Cited**

U.S. PATENT DOCUMENTS

2009/0241072	A1 *	9/2009	Chaudhri et al. ....	715/863	2013/0042202	A1 *	2/2013	Mikami et al. ....	715/781
2010/0127998	A1 *	5/2010	Hyun .....	345/173	2013/0080960	A1 *	3/2013	McRae et al. ....	715/772
2011/0105193	A1 *	5/2011	Lee et al. ....	455/566	2013/0091468	A1 *	4/2013	Xie .....	715/835
					2013/0326421	A1 *	12/2013	Jo .....	715/841

\* cited by examiner

FIG.1

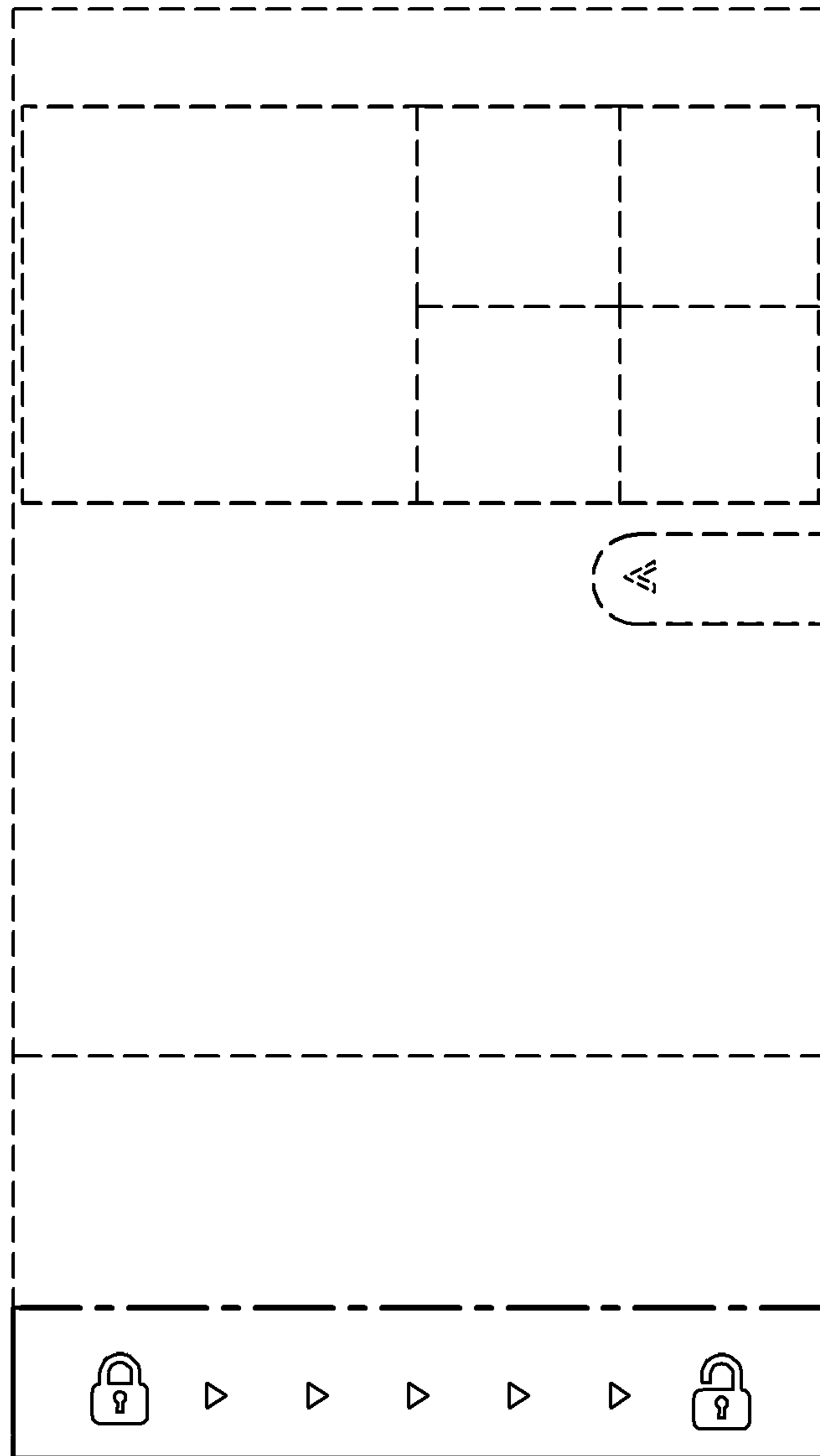


FIG.2

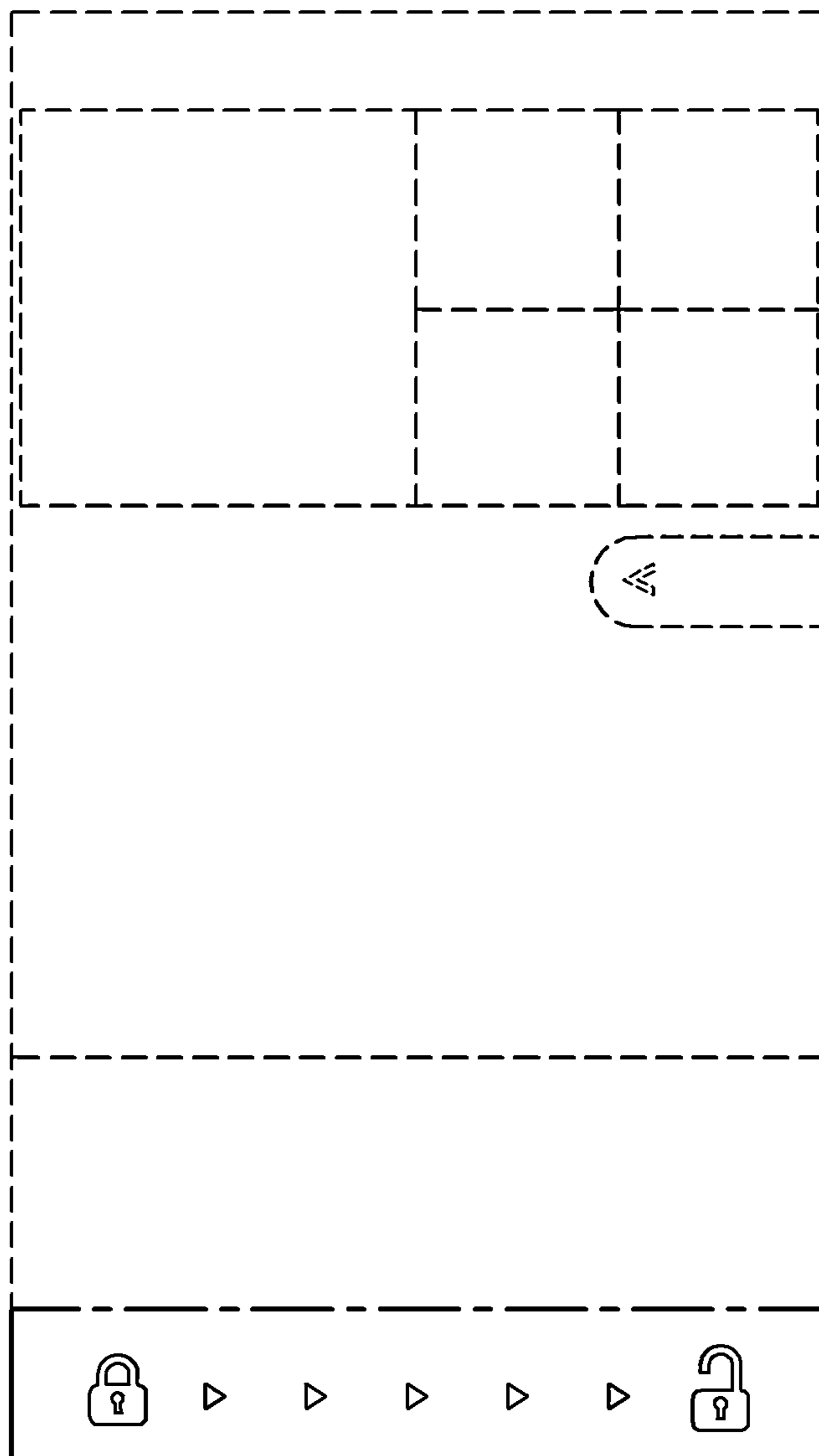


FIG.3

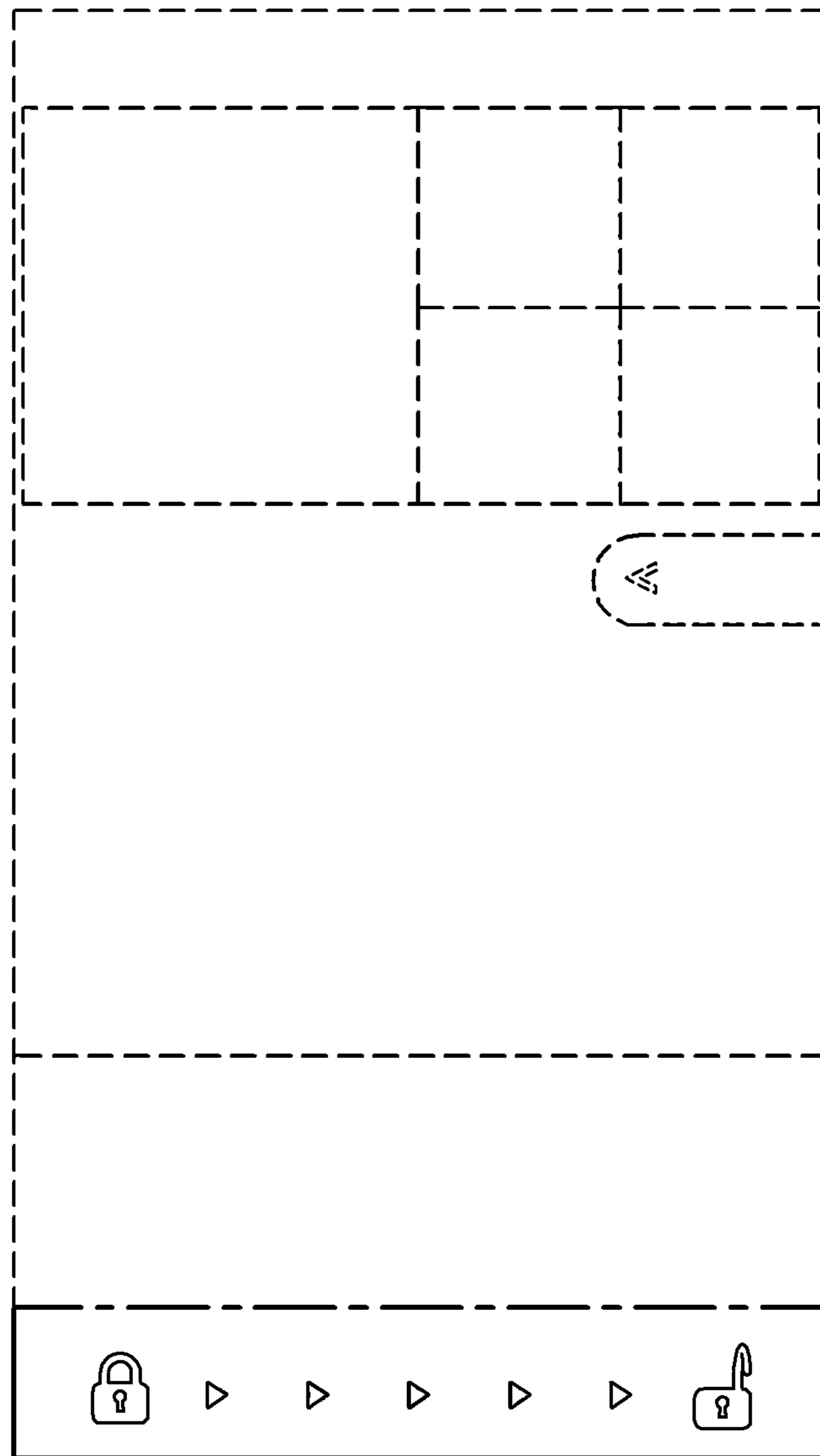


FIG.4

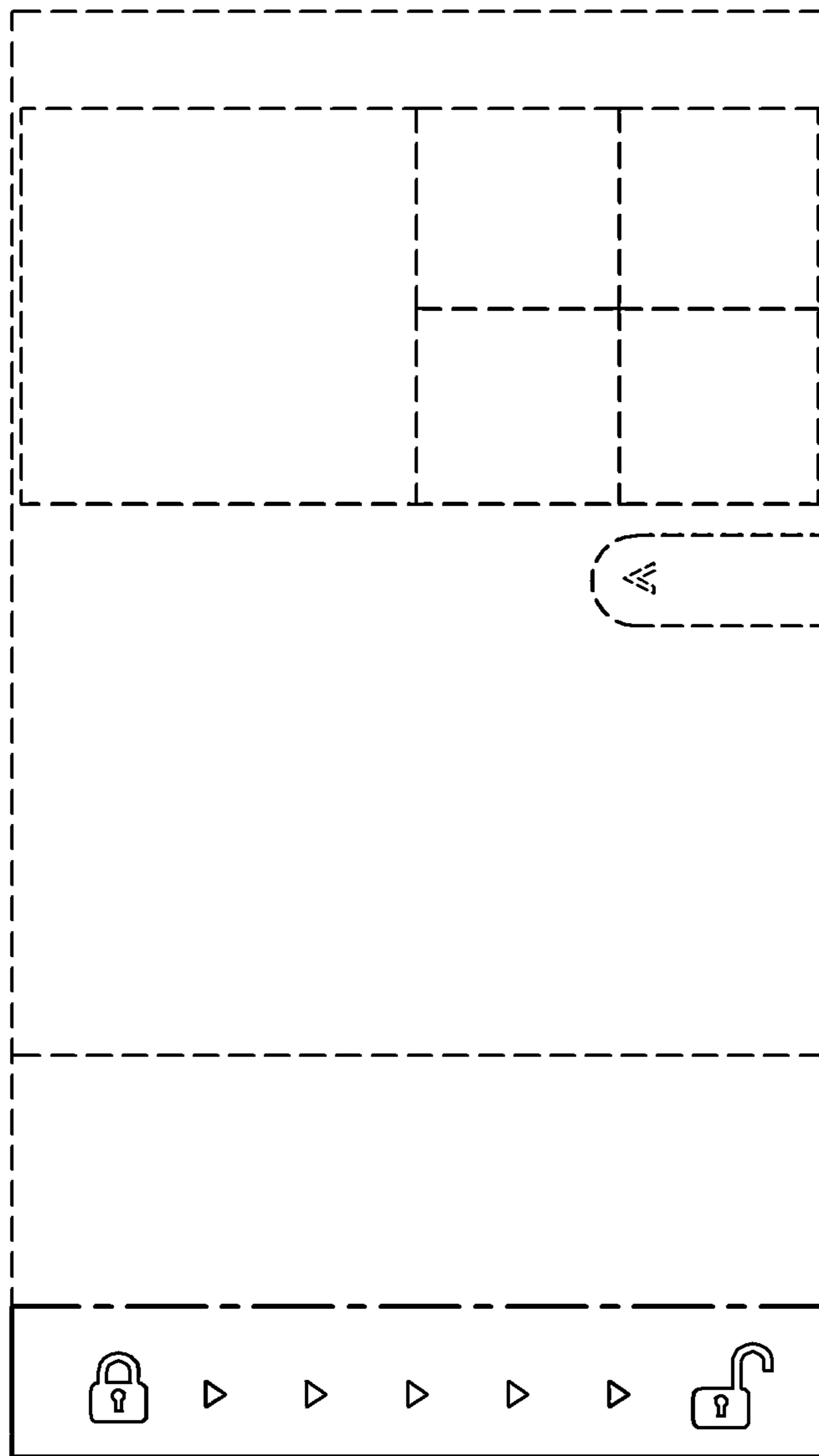


FIG.5

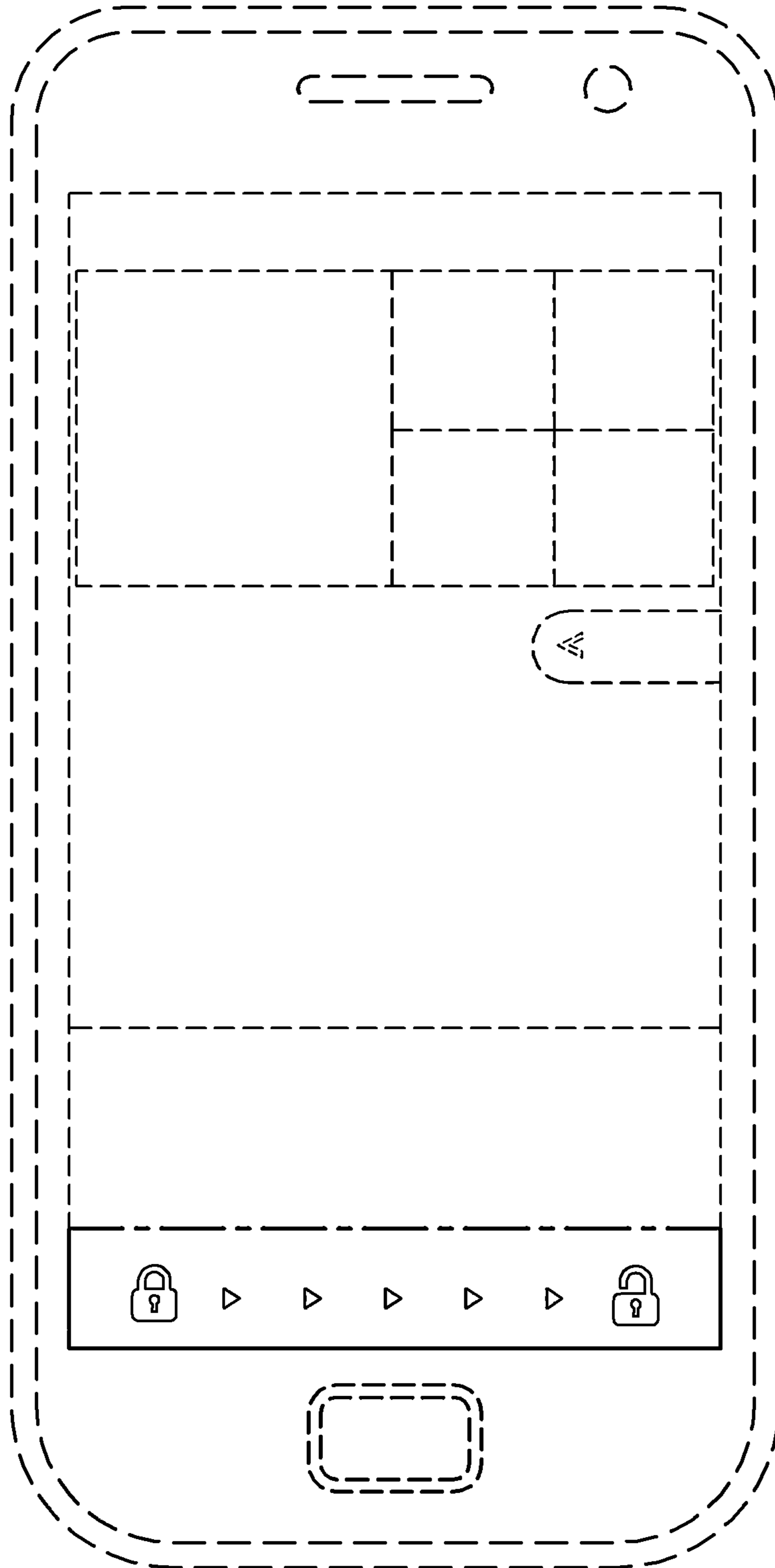


FIG.6

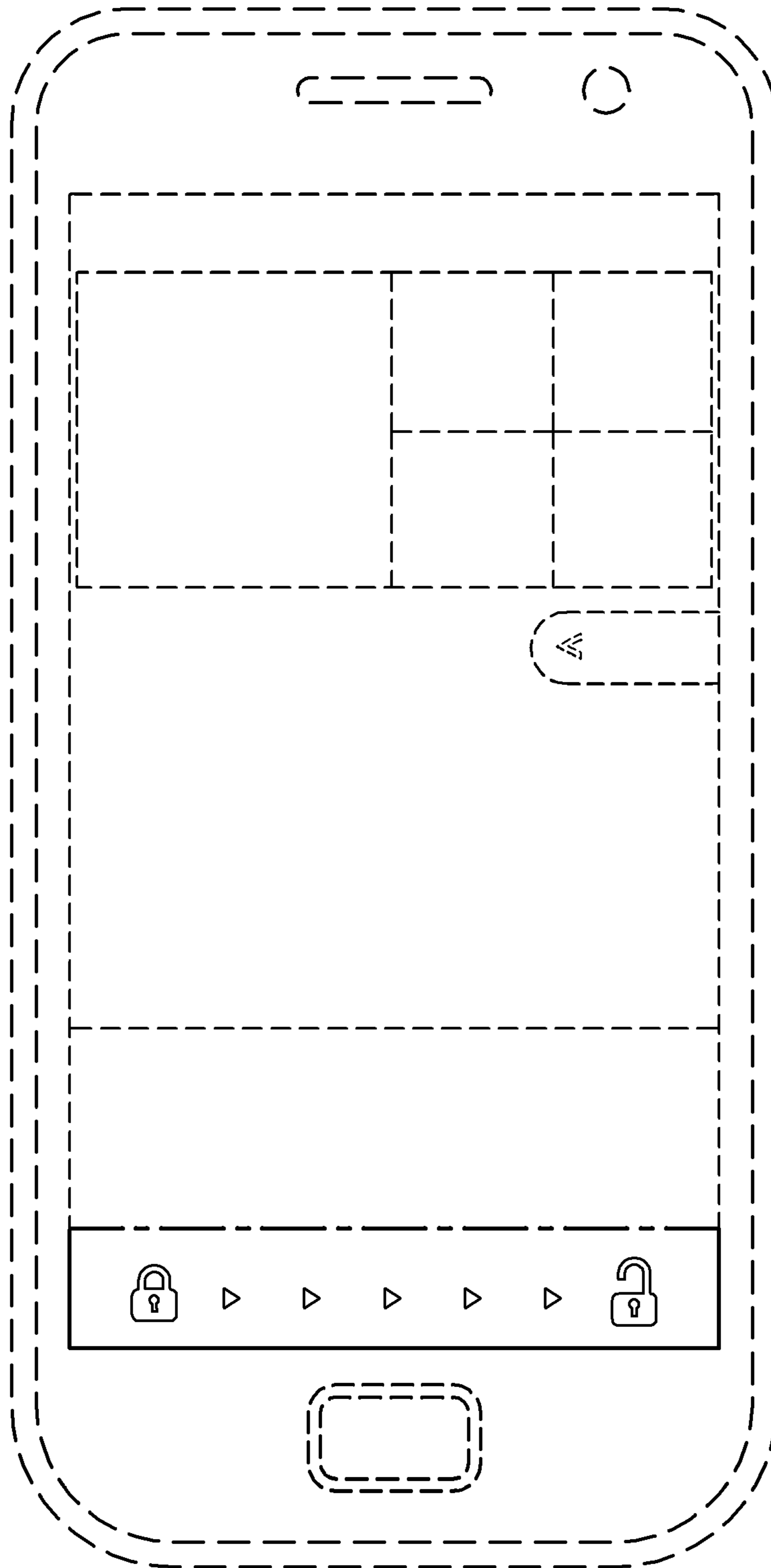




FIG.7

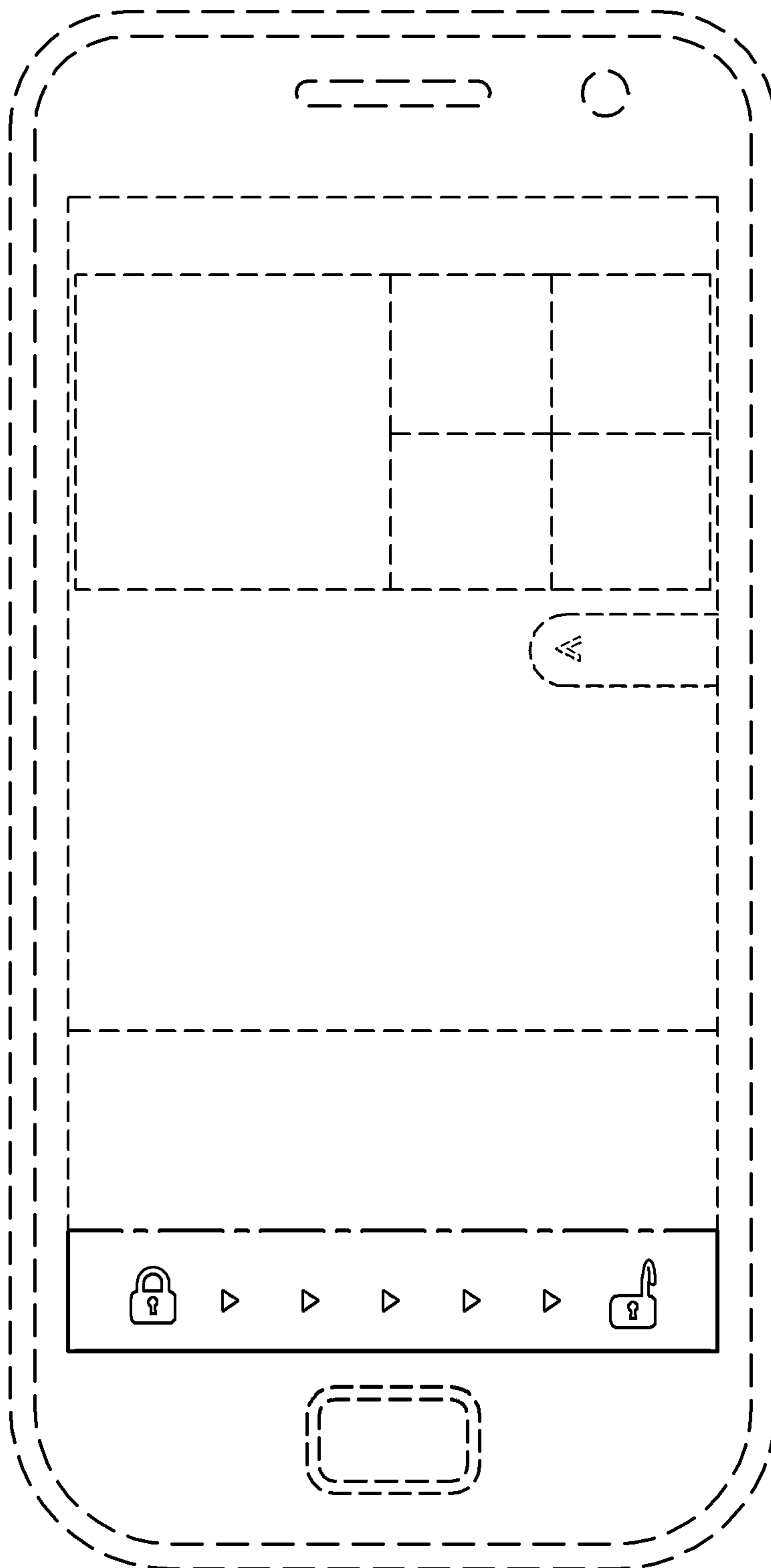


FIG.8

