



US00D727350S

(12) **United States Design Patent**
Ray et al.

(10) **Patent No.:** **US D727,350 S**
(45) **Date of Patent:** **** Apr. 21, 2015**

(54) **DISPLAY SCREEN WITH TRANSITIONAL GRAPHICAL USER INTERFACE**

(71) Applicant: **Google Inc.**, Mountain View, CA (US)

(72) Inventors: **Jonathan William Ray**, Mountain View, CA (US); **Justin Lewis**, Mountain View, CA (US)

(73) Assignee: **Google Inc.**, Mountain View, CA (US)

(**) Term: **14 Years**

(21) Appl. No.: **29/453,466**

(22) Filed: **Apr. 29, 2013**

(51) **LOC (10) Cl.** **14-04**

(52) **U.S. Cl.**
USPC **D14/488**

(58) **Field of Classification Search**
CPC G06F 3/048
USPC D14/485-495; 715/700, 726, 788, 825,
715/828, 836, 861, 864, 977
See application file for complete search history.

(56) **References Cited**

U.S. PATENT DOCUMENTS

D450,059	S	*	11/2001	Itou	D14/489
D529,509	S	*	10/2006	Stabb	D14/485
D555,661	S	*	11/2007	Kim	D14/486
D557,275	S	*	12/2007	De Mar et al.	D14/487
D570,865	S	*	6/2008	Sadler	D14/487
D586,821	S	*	2/2009	Koh	D14/486
7,493,566	B2	*	2/2009	Nakajima et al.	715/750
D590,412	S	*	4/2009	Saft et al.	D14/486
D599,363	S	*	9/2009	Mays	D14/485
D613,299	S	*	4/2010	Owen et al.	D14/486
D625,323	S	*	10/2010	Matsushima et al.	D14/487

D638,025	S	*	5/2011	Saft et al.	D14/486
D643,044	S	*	8/2011	Ording	D14/486
7,996,045	B1	*	8/2011	Bauer et al.	455/566
D668,666	S	*	10/2012	Anzures et al.	D14/486
2005/0246664	A1	*	11/2005	Michelman et al.	715/856
2010/0077334	A1	*	3/2010	Yang et al.	715/769
2011/0066943	A1	*	3/2011	Brillon et al.	715/716
2012/0192112	A1	*	7/2012	Garrison et al.	715/825

* cited by examiner

Primary Examiner — Ian Simmons

Assistant Examiner — Richelle G Shelton

(74) *Attorney, Agent, or Firm* — Leason Ellis LLP

(57) **CLAIM**

The ornamental design for a display screen with transitional graphical user interface, as shown and described.



DESCRIPTION

FIG. 1 is a front view of a first image in a sequence of the display screen with transitional graphical user interface; FIG. 2 is a front view of a second image in the sequence; and, FIG. 3 is a front view of a third image in the sequence.

The subject matter in this patent includes a process or period during which an image sequentially transitions between the images shown in FIGS. 1-3. This process or period forms no part of the claimed design.

The broken lines including the showing of the display screen of a communications terminal surrounding the illustrated design, all text, the call-out for the interactive component having the text "MENU," and the corners of the interactive component so-illustrated are included for the purpose of illustrating the environment and form no part of the claimed design.

1 Claim, 3 Drawing Sheets






Fig. 1

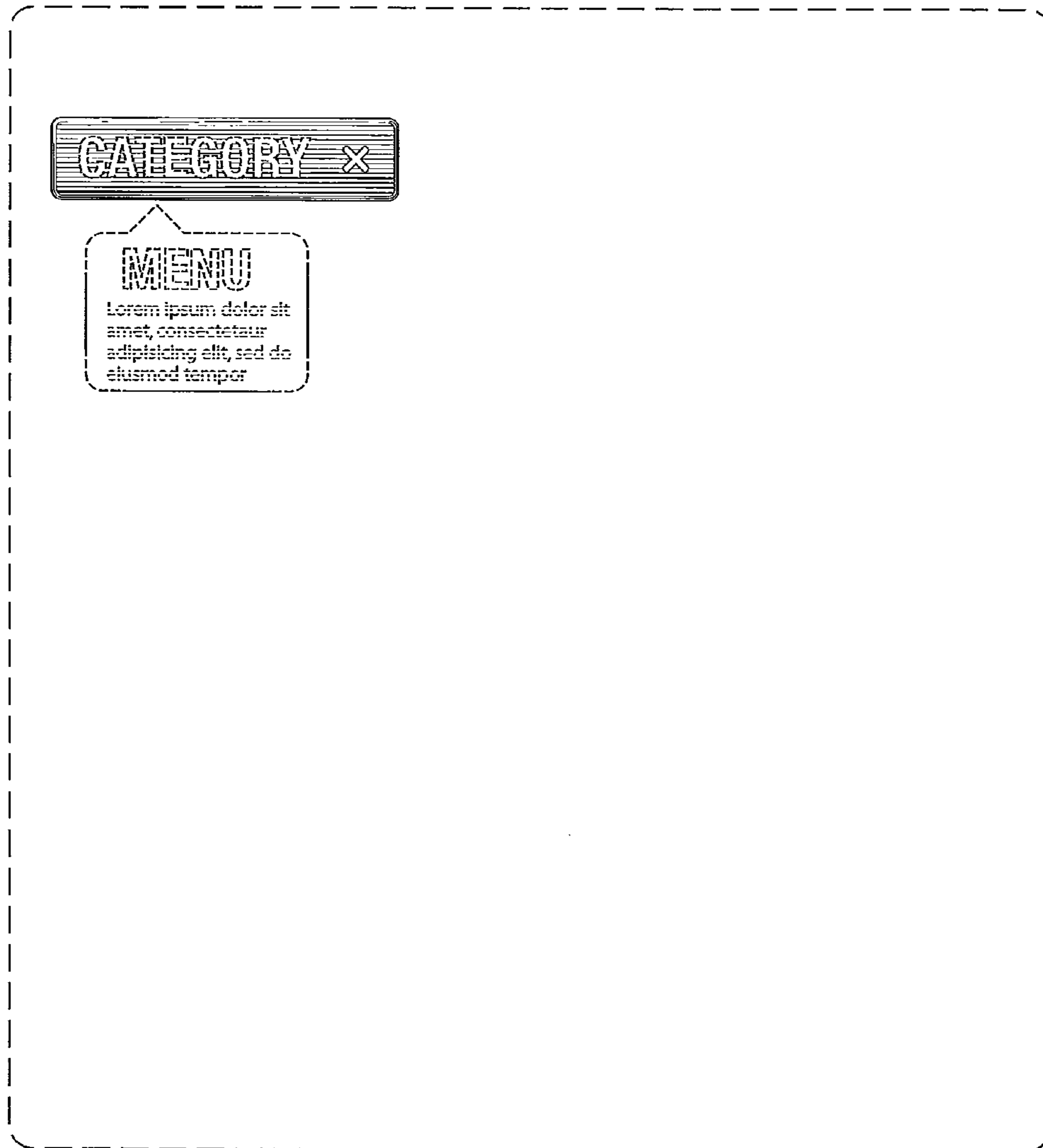


Fig. 2

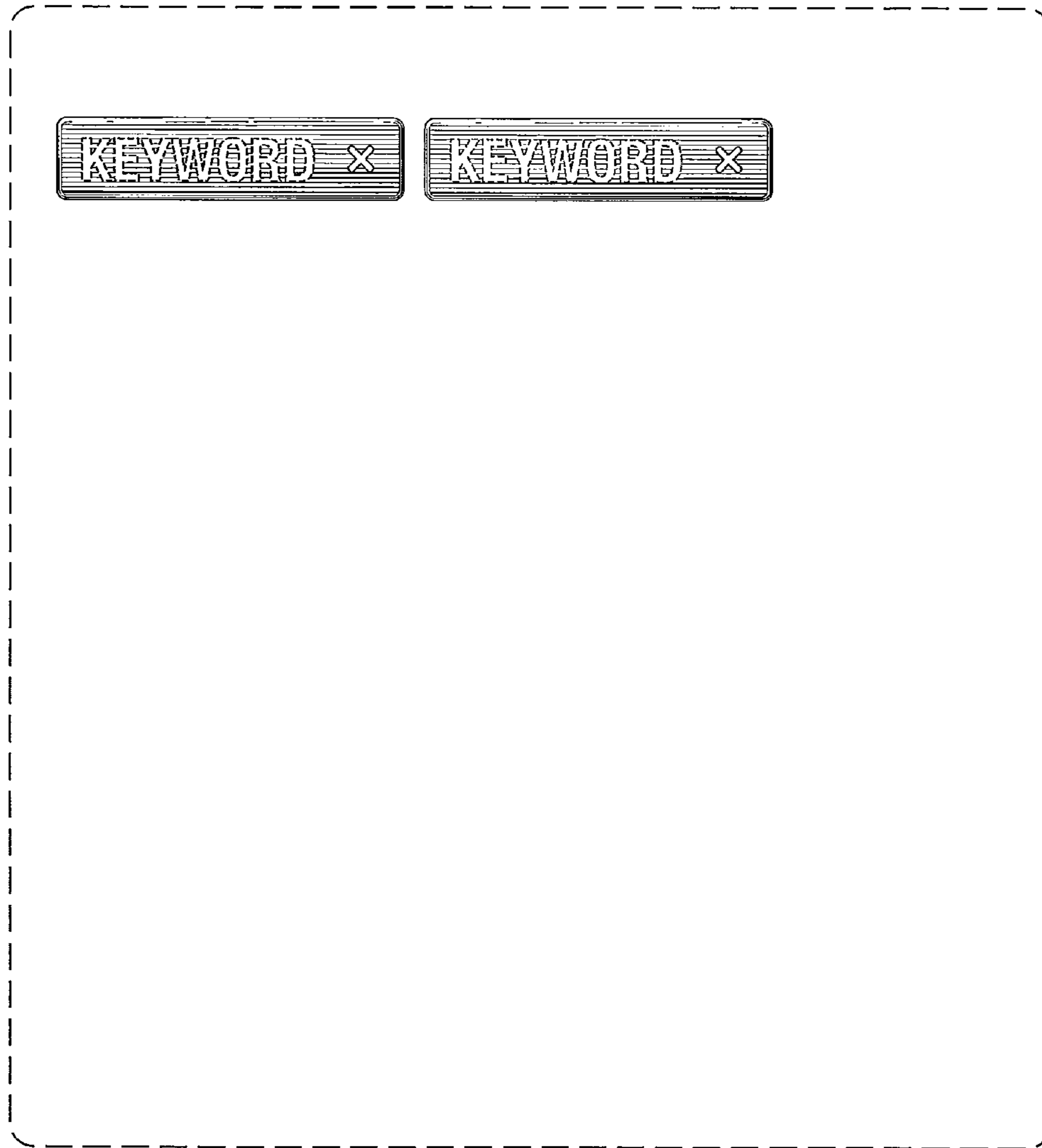


Fig. 3