



US00D727331S

(12) **United States Design Patent**
Curran-Blaney et al.

(10) **Patent No.:** **US D727,331 S**
(45) **Date of Patent:** **** Apr. 21, 2015**

(54) **ELECTRONIC DEVICE COVER**

(71) Applicant: **BlackBerry Limited**, Waterloo (CA)

(72) Inventors: **Caitlin Curran-Blaney**, London (GB);
Joseph Michael Hofer, Kitchener (CA);
Alison Phillips, Toronto (CA);
Charlotte Marilyn Poon, Ottawa (CA)

(73) Assignee: **BlackBerry Limited**, Waterloo, Ontario (CA)

(**) Term: **14 Years**

(21) Appl. No.: **29/497,437**

(22) Filed: **Jul. 24, 2014**

(51) **LOC (10) Cl.** **14-02**

(52) **U.S. Cl.**
USPC **D14/440**

(58) **Field of Classification Search**

CPC ... G06F 1/1601; G06F 1/1626; G06F 1/1633;
G06F 1/1675; G06F 1/1679; G02F 1/1306;
G02F 1/133; G02F 1/133308; G02F 1/153;
G02F 1/1533; G02F 2001/133317; H04M
1/185; H04M 1/0252; H04B 1/3888
USPC D14/250, 251, 253, 240, 217, 496, 440,
D14/203.3, 203.4, 203.5, 203.8, 341, 318;
D3/218, 215, 201, 294, 289, 900;
220/4.02; 248/309.1; 361/679.56;
379/426, 433.11, 455; 455/575.1,
455/575.8, 457.1; 190/100; 206/305, 320,
206/45.2; D21/469; 312/240

See application file for complete search history.

(56) **References Cited**

U.S. PATENT DOCUMENTS

2,354,782 A * 8/1944 Stradling et al. 281/16
4,703,160 A * 10/1987 Narishima et al. 235/1 D
4,718,550 A * 1/1988 Johnson 206/387.13
D466,356 S * 12/2002 Marsilio D6/632
D469,438 S * 1/2003 Corrales D14/432
D471,008 S * 3/2003 Dubone D3/247

D478,623 S * 8/2003 Wilburn D19/26
6,646,672 B2 * 11/2003 Feierbach 348/14.02
D546,878 S * 7/2007 Bharna D19/26
7,318,521 B2 * 1/2008 Lau 206/45.24
D581,865 S * 12/2008 Koza D13/102
D584,314 S * 1/2009 Davis et al. D14/440
7,542,052 B2 * 6/2009 Solomon et al. 345/659
D609,226 S * 2/2010 Hofer et al. D14/248
8,016,107 B2 * 9/2011 Emsky 206/320
D646,266 S * 10/2011 Kim et al. D14/250
D648,529 S * 11/2011 Brown D3/269
D654,069 S * 2/2012 Kwon et al. D14/250
8,132,670 B1 * 3/2012 Chen 206/320
D659,139 S * 5/2012 Gengler D14/392
D662,100 S * 6/2012 Van Den Nieuwenhuizen
et al. D14/440

(Continued)

Primary Examiner — Cynthia Underwood

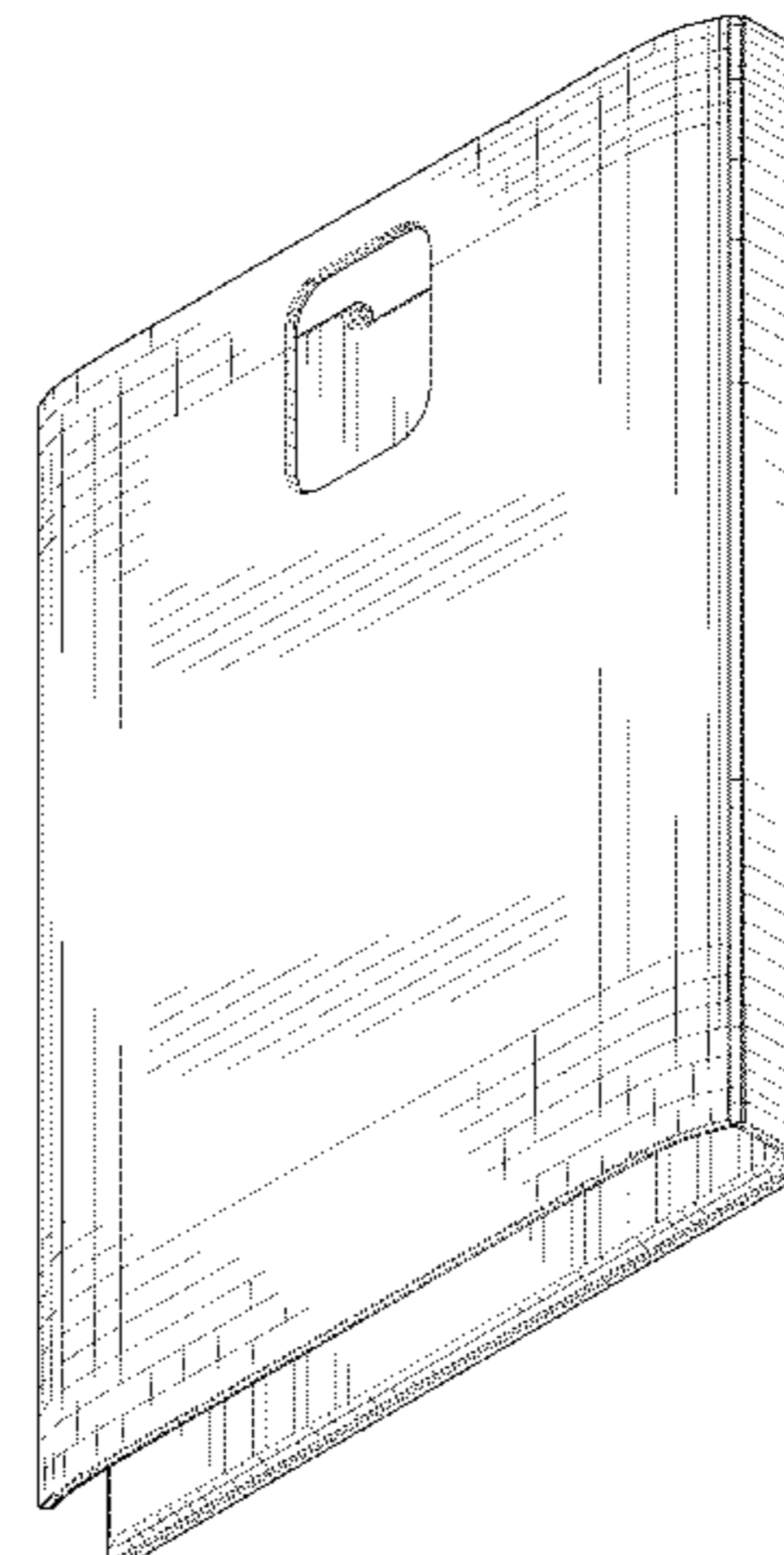
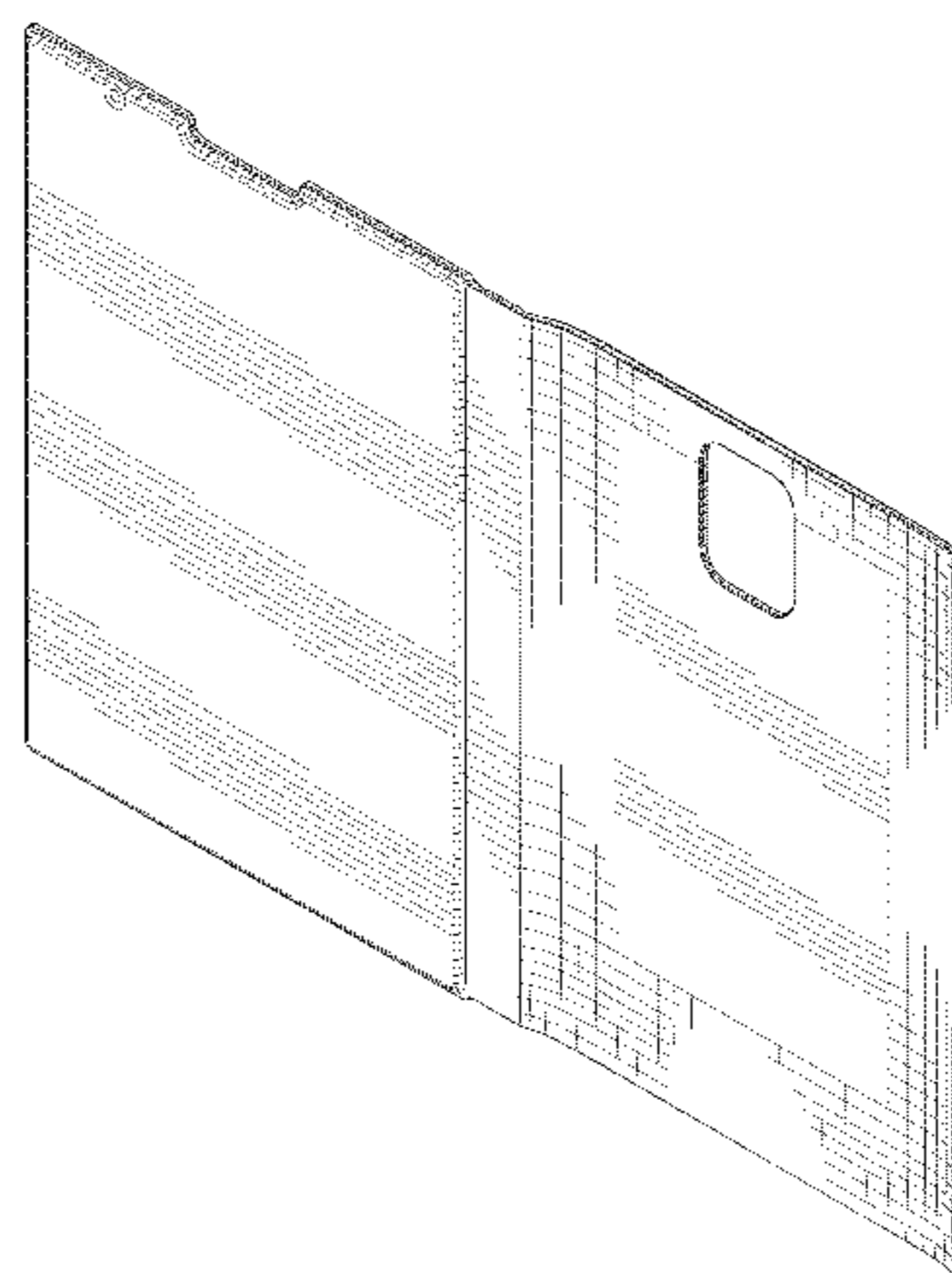
(57) **CLAIM**

The ornamental design for an electronic device cover, as shown and described.

DESCRIPTION

FIG. 1 is a perspective view of an electronic device cover in an open configuration, showing the interior;
FIG. 2 is another perspective view showing the exterior thereof;
FIG. 3 is an elevation view showing the exterior thereof;
FIG. 4 is another elevation view showing the interior thereof;
FIG. 5 is a side elevation view thereof;
FIG. 6 is another side elevation view thereof;
FIG. 7 is a plan view thereof;
FIG. 8 is another plan view thereof;
FIG. 9 is a front perspective view of the electronic device cover in a closed configuration;
FIG. 10 is a rear perspective view thereof;
FIG. 11 is a front elevation view thereof;
FIG. 12 is a rear elevation view thereof;
FIG. 13 is a side elevation view thereof;
FIG. 14 is another side elevation view thereof;
FIG. 15 is a plan view thereof; and,
FIG. 16 is another plan view thereof.

1 Claim, 12 Drawing Sheets



(56)

References Cited

U.S. PATENT DOCUMENTS

D662,503	S *	6/2012	Akana et al.	D14/439
D663,304	S *	7/2012	Akana et al.	D14/440
8,230,992	B2 *	7/2012	Law et al.	206/320
D665,809	S *	8/2012	Wang et al.	D14/439
8,235,208	B2 *	8/2012	Sirichai et al.	206/320
8,245,843	B1 *	8/2012	Wu	206/320
D669,480	S *	10/2012	Piedra et al.	D14/440
D672,353	S *	12/2012	Liu	D14/440
D694,245	S *	11/2013	Sanz	D14/440
D696,256	S *	12/2013	Piedra et al.	D14/440
2009/0194209	A1 *	8/2009	De Filippis et al.	150/107
2010/0289390	A1 *	11/2010	Kenney	312/223.1
2012/0037523	A1 *	2/2012	Diebel et al.	206/320
2012/0043231	A1 *	2/2012	Perrier et al.	206/216
2012/0170212	A1 *	7/2012	Gallouzi et al.	361/679.56
2012/0194448	A1 *	8/2012	Rothkopf	345/173
2012/0212896	A1 *	8/2012	Schulz	361/679.02

* cited by examiner

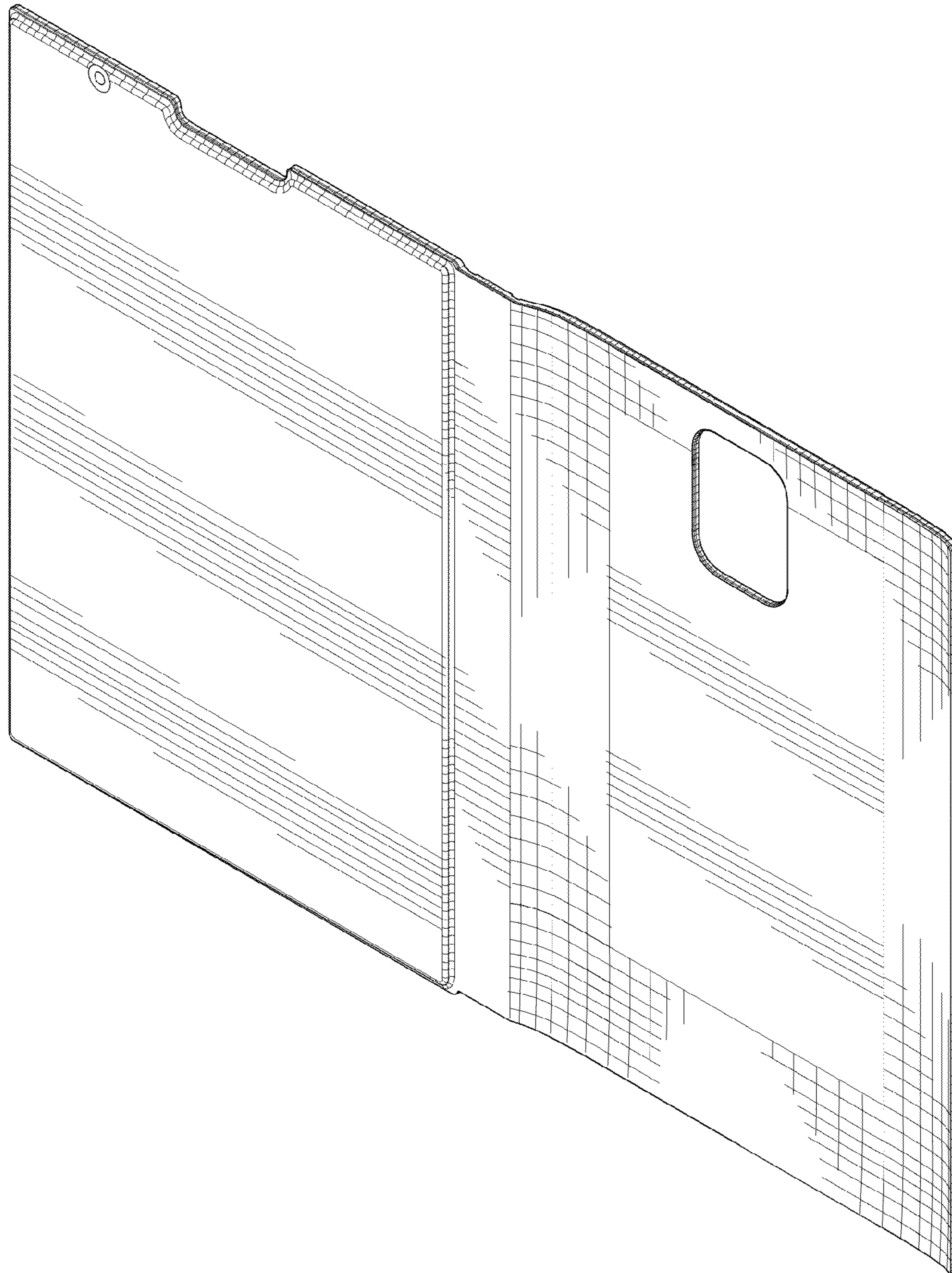


FIG.1

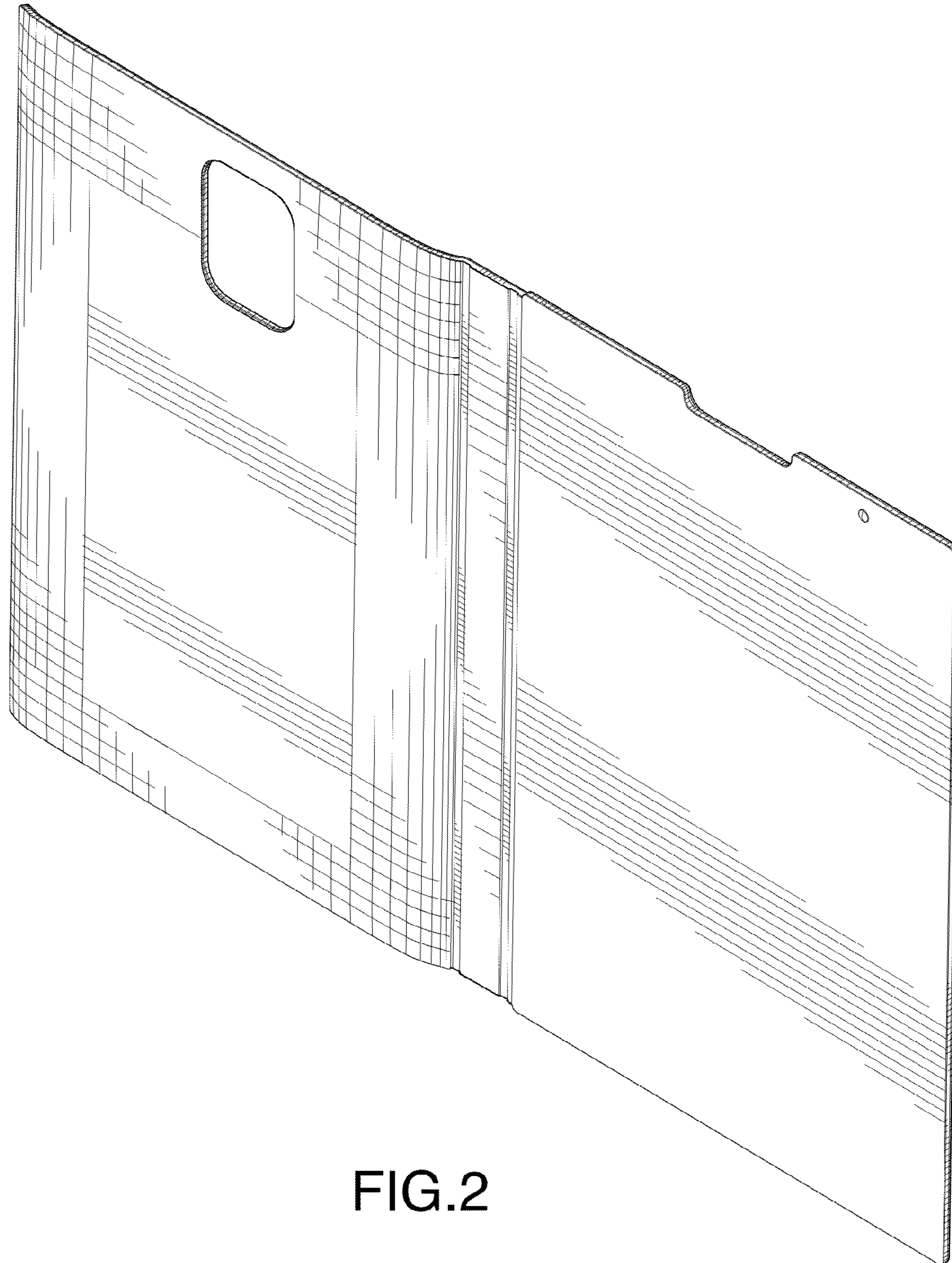


FIG.2

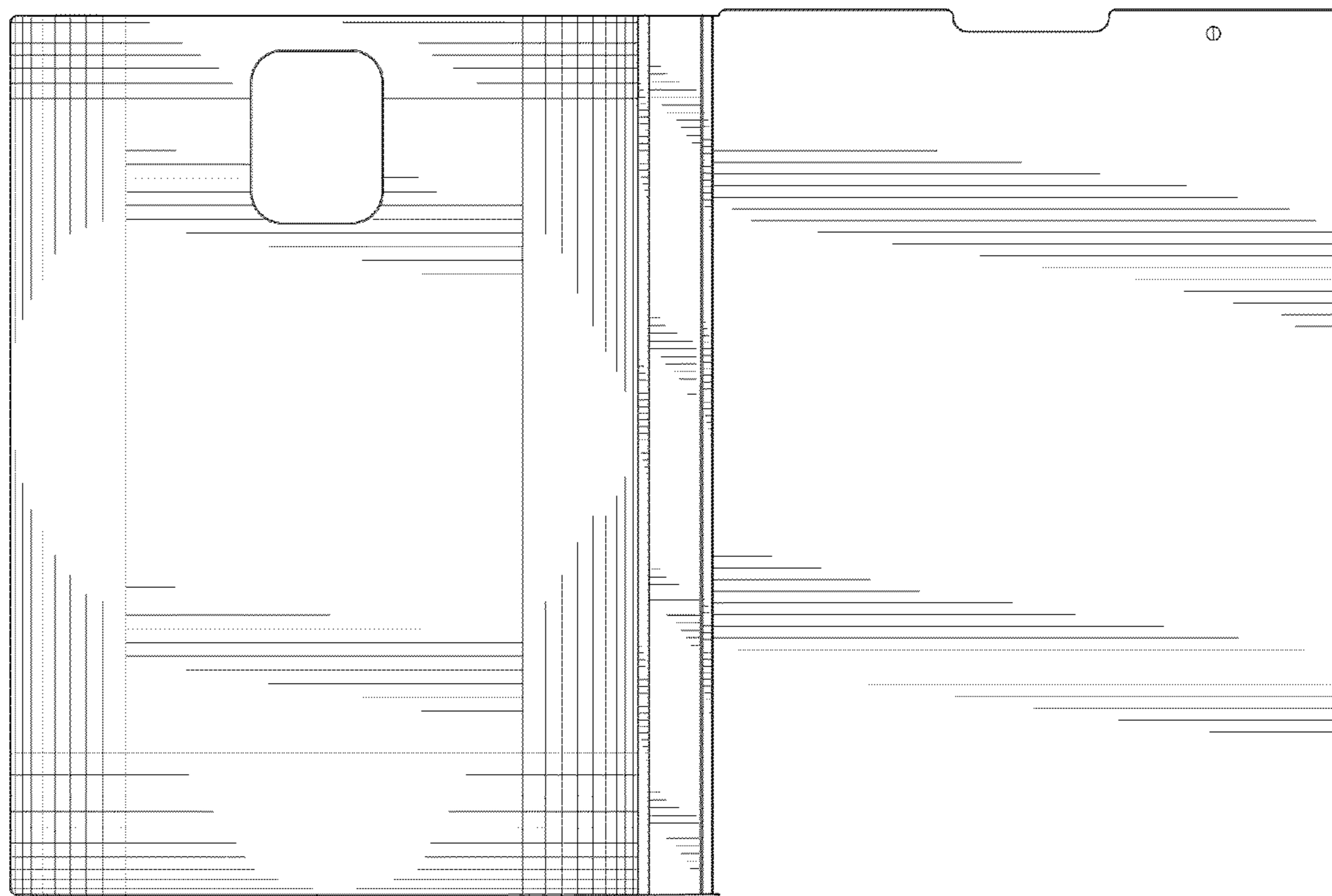


FIG.3

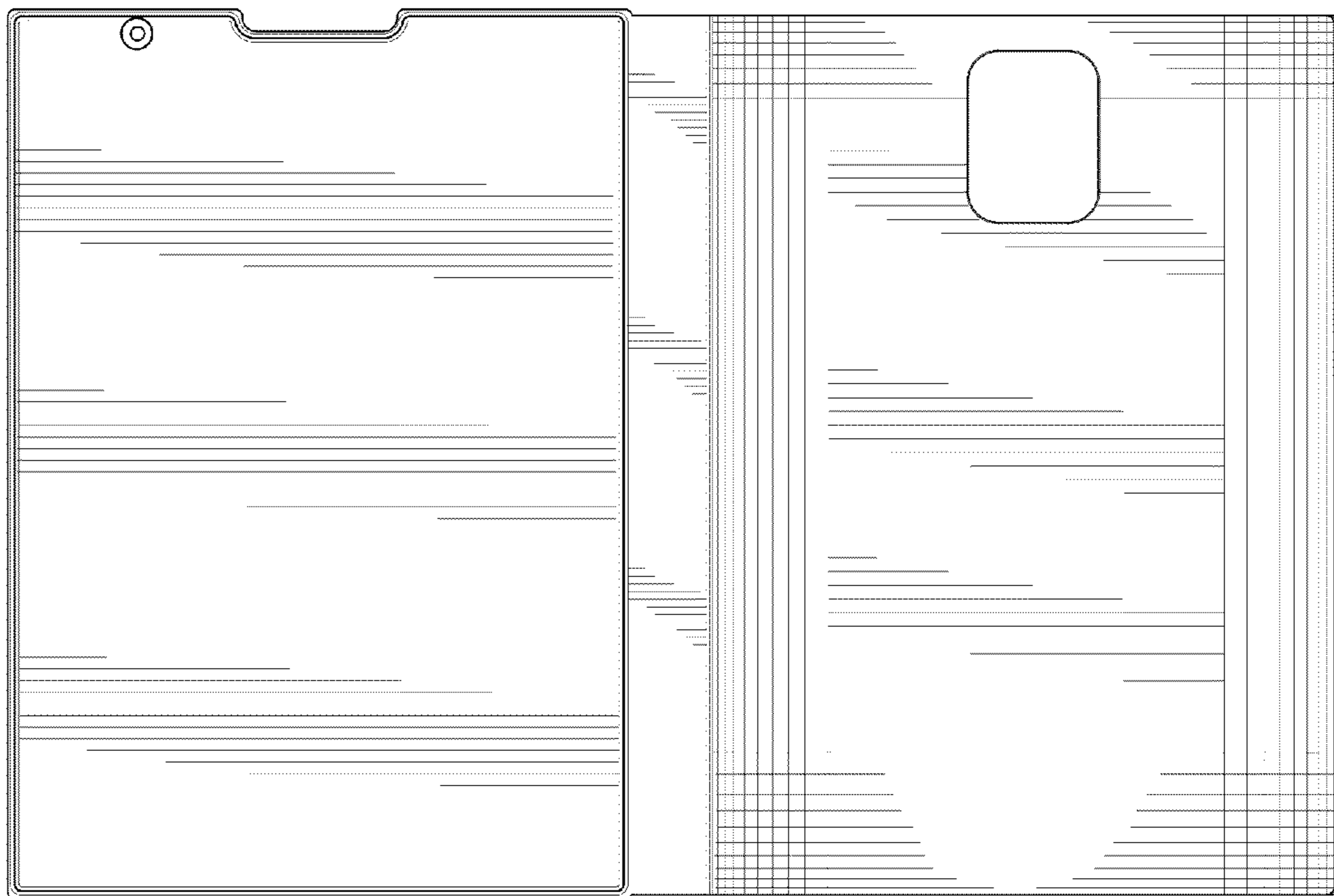


FIG.4



FIG.5



FIG.6

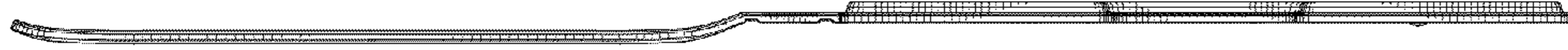


FIG. 7



FIG. 8

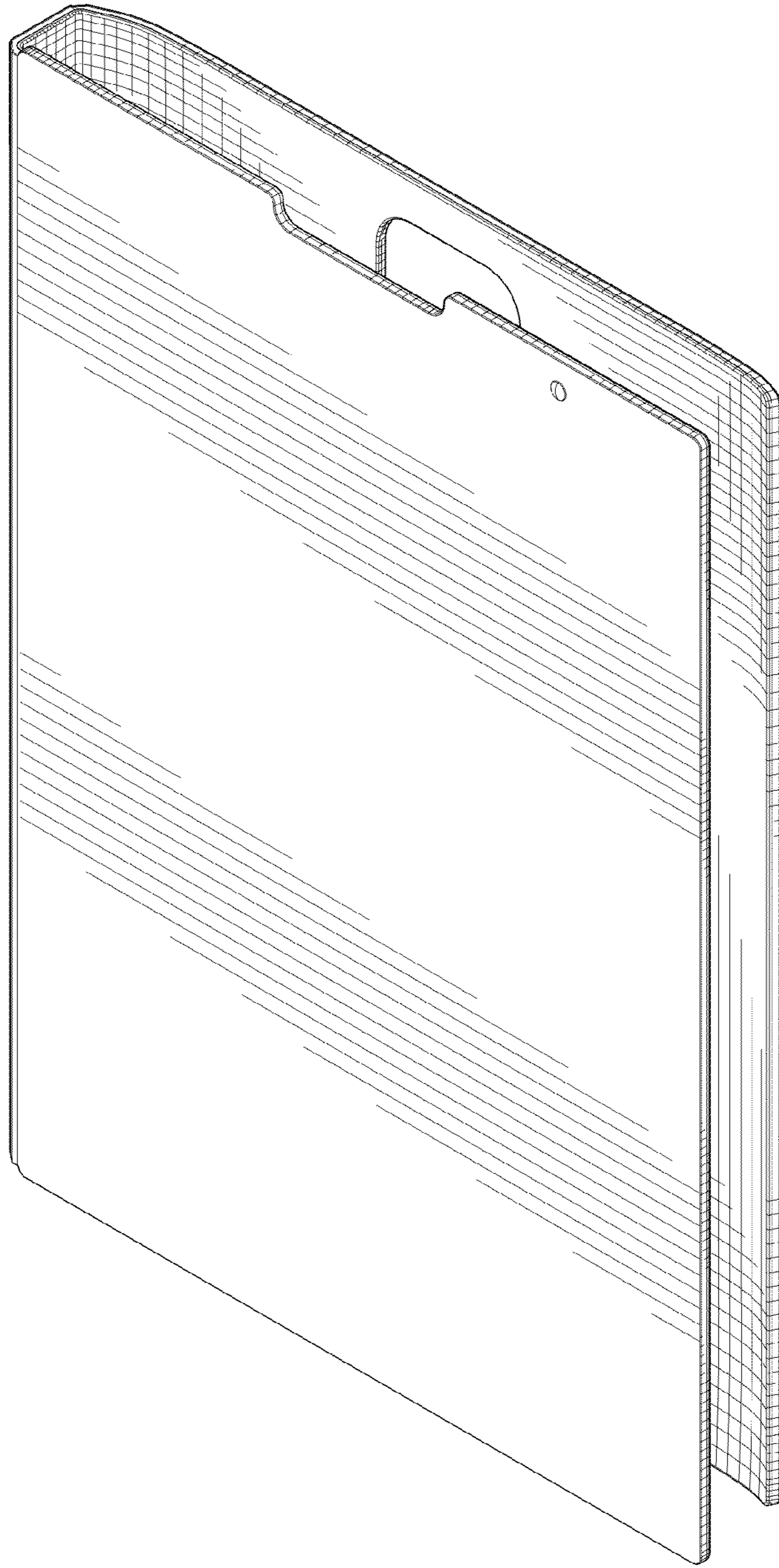


FIG.9

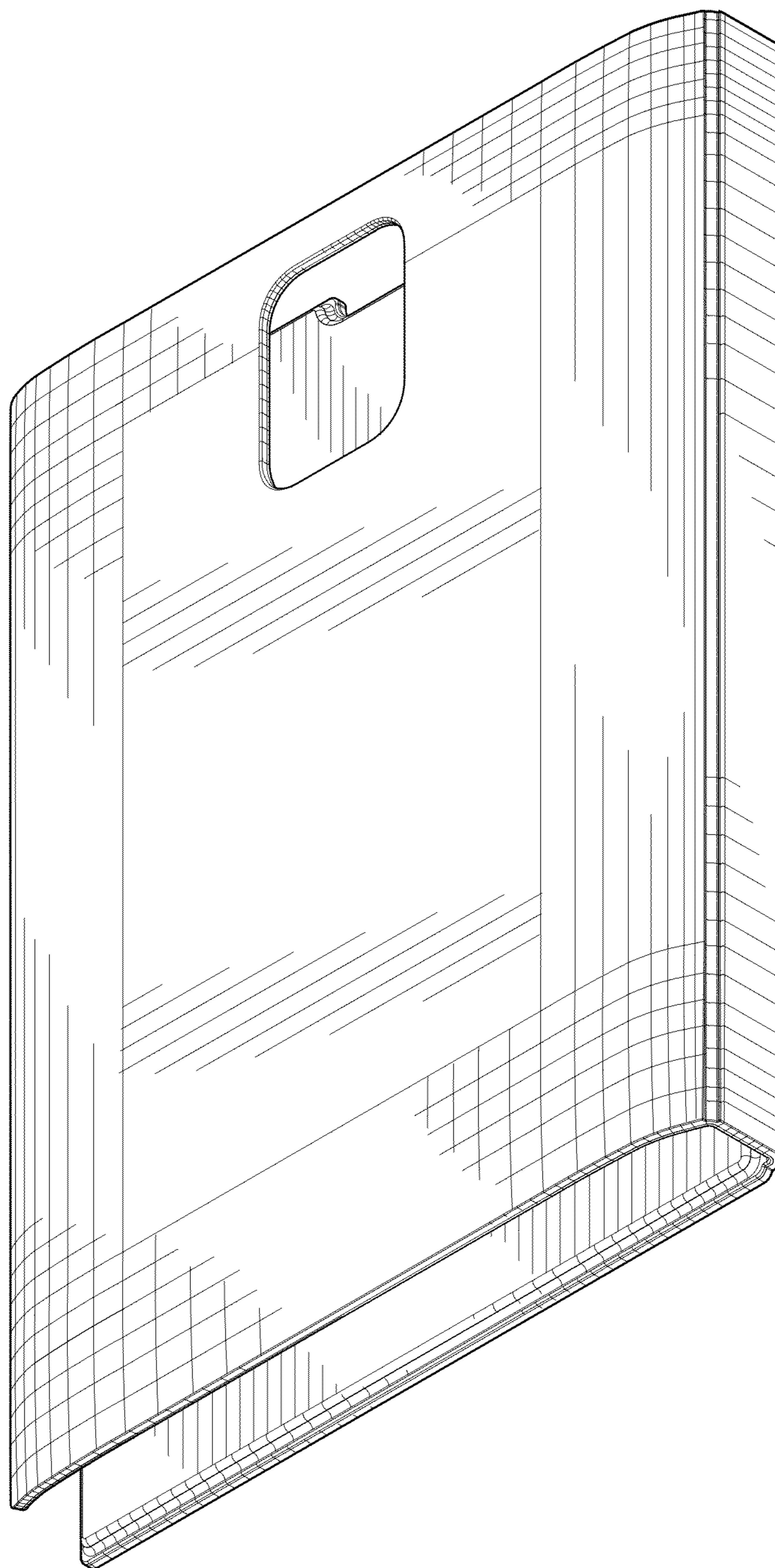


FIG.10




FIG.11

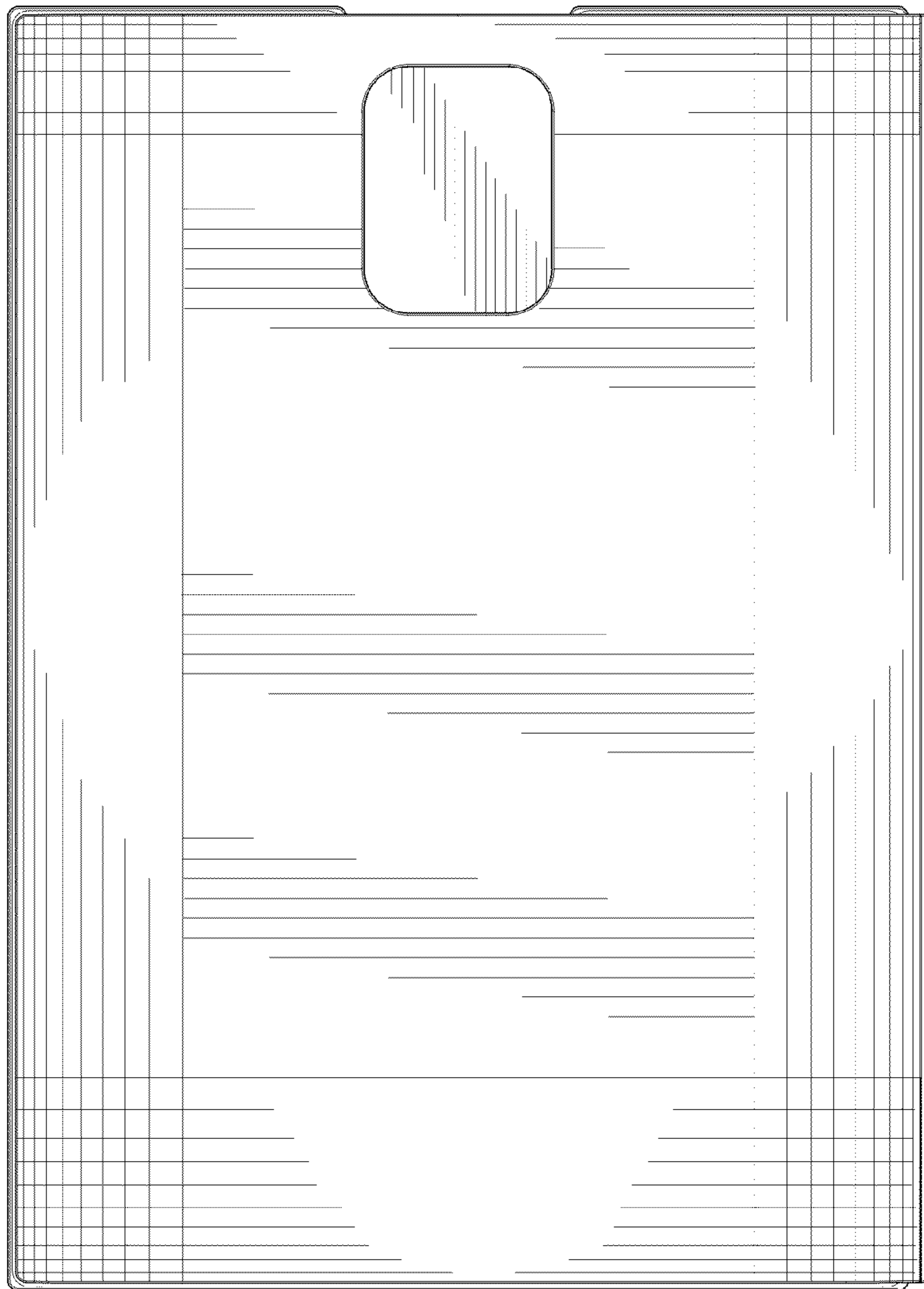


FIG.12

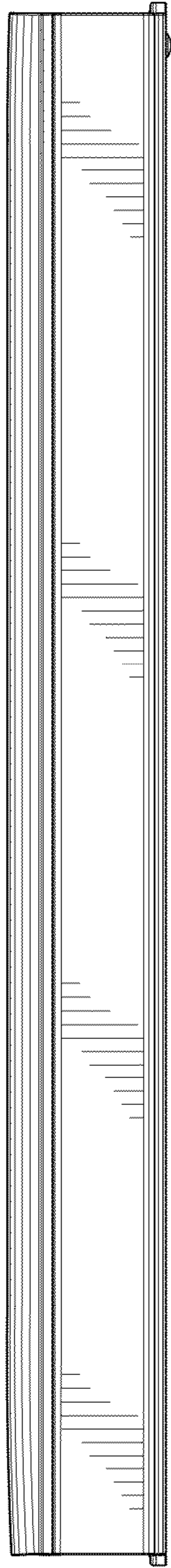


FIG. 13

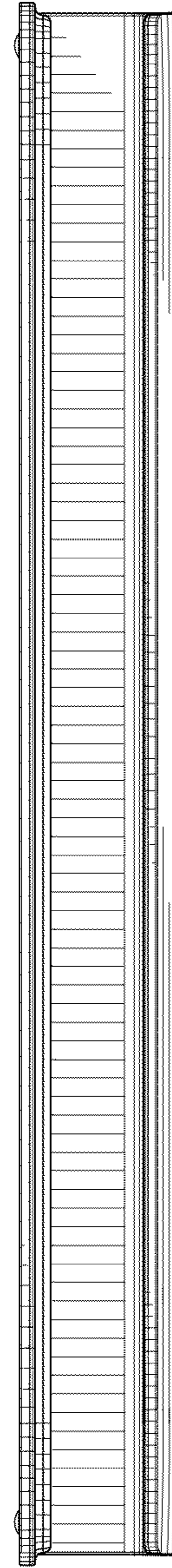


FIG. 14

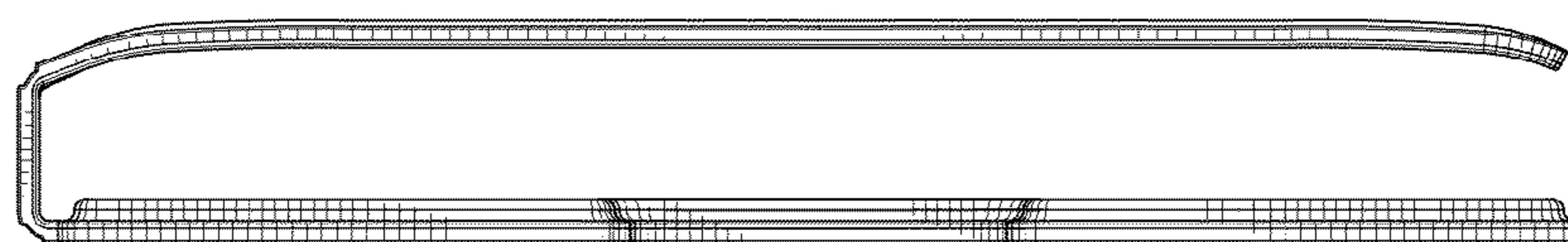


FIG.15




FIG.16