



US00D727319S

(12) **United States Design Patent**  
**Kim et al.**

(10) **Patent No.:** **US D727,319 S**  
(45) **Date of Patent:** **\*\* Apr. 21, 2015**

(54) **WEARABLE DISPLAY DEVICE**

(71) Applicant: **Samsung Electronics Co., Ltd.**,  
Suwon-si (KR)

(72) Inventors: **Inshik Kim**, Seongnam-si (KR);  
**Chungha Kim**, Seoul (KR); **Eunha Choi**, Seoul (KR)

(73) Assignee: **Samsung Electronics Co., Ltd.** (KR)

(\*\*) Term: **14 Years**

(21) Appl. No.: **29/506,849**

(22) Filed: **Oct. 21, 2014**

(30) **Foreign Application Priority Data**

Apr. 21, 2014 (KR) ..... 30-2014-0020017

(51) **LOC (10) Cl.** ..... **14-02**

(52) **U.S. Cl.**  
USPC ..... **D14/372**

(58) **Field of Classification Search**  
CPC ..... G02B 27/017; G02B 27/0158; G02B  
27/0161; G02B 27/0181; G02B 27/0185;  
G02B 27/0189  
USPC ..... D14/372, 496, 432, 371, 125, 126, 129,  
D14/299; D16/300-342; 351/158, 153, 144;  
345/7-9, 905; 455/344; 348/115, 53,  
348/121, 739

See application file for complete search history.

(56) **References Cited**

U.S. PATENT DOCUMENTS

D334,557 S \* 4/1993 Hunter et al. .... D14/372  
D337,320 S \* 7/1993 Hunter et al. .... D14/372  
D402,651 S \* 12/1998 Depay et al. .... D14/372  
D429,253 S \* 8/2000 Robertson et al. .... D14/496  
D436,960 S \* 1/2001 Budd et al. .... D14/372  
6,747,611 B1 \* 6/2004 Budd et al. .... 345/7  
D512,985 S \* 12/2005 Travers et al. .... D14/206  
D521,493 S \* 5/2006 Wai ..... D14/205

D533,893 S \* 12/2006 Canavan et al. .... D16/330  
D565,082 S \* 3/2008 McClure et al. .... D16/309  
D659,739 S \* 5/2012 Olsson et al. .... D16/300  
D659,740 S \* 5/2012 Olsson et al. .... D16/300  
D660,341 S \* 5/2012 Olsson et al. .... D16/300  
D662,964 S \* 7/2012 Olsson et al. .... D16/300  
D664,184 S \* 7/2012 Olsson et al. .... D16/309  
D664,586 S \* 7/2012 Olsson ..... D16/300  
D665,008 S \* 8/2012 Olsson et al. .... D16/309  
D671,589 S \* 11/2012 Olsson ..... D16/300  
D688,727 S \* 8/2013 Olsson ..... D16/300  
D691,602 S \* 10/2013 Sugihara et al. .... D14/300  
D692,424 S \* 10/2013 Pombo et al. .... D14/372  
D696,712 S \* 12/2013 Armstrong et al. .... D16/300  
D697,962 S \* 1/2014 Olsson ..... D16/300  
D701,506 S \* 3/2014 Pombo ..... D14/372  
D703,724 S \* 4/2014 Olsson ..... D16/300  
D708,181 S \* 7/2014 Olsson et al. .... D14/372  
D711,373 S \* 8/2014 Lee et al. .... D14/372  
D711,375 S \* 8/2014 Lee et al. .... D14/372  
D711,376 S \* 8/2014 Lee et al. .... D14/372  
D715,295 S \* 10/2014 Lee et al. .... D14/372  
D716,299 S \* 10/2014 Olsson et al. .... D14/372

\* cited by examiner

*Primary Examiner* — Austin Murphy

(74) *Attorney, Agent, or Firm* — Cantor Colburn LLP

(57) **CLAIM**

The ornamental design for a wearable display device, as shown and described.

**DESCRIPTION**

FIG. 1 is a perspective view of a wearable display device showing our new design;  
FIG. 2 is a front elevation view thereof;  
FIG. 3 is a rear elevation view thereof;  
FIG. 4 is a left-side elevation view thereof;  
FIG. 5 is a right-side elevation view thereof;  
FIG. 6 is a top plan view thereof; and,  
FIG. 7 is a bottom plan view thereof.  
The broken lines show portions of the wearable display device which form no part of the claimed design.

**1 Claim, 7 Drawing Sheets**

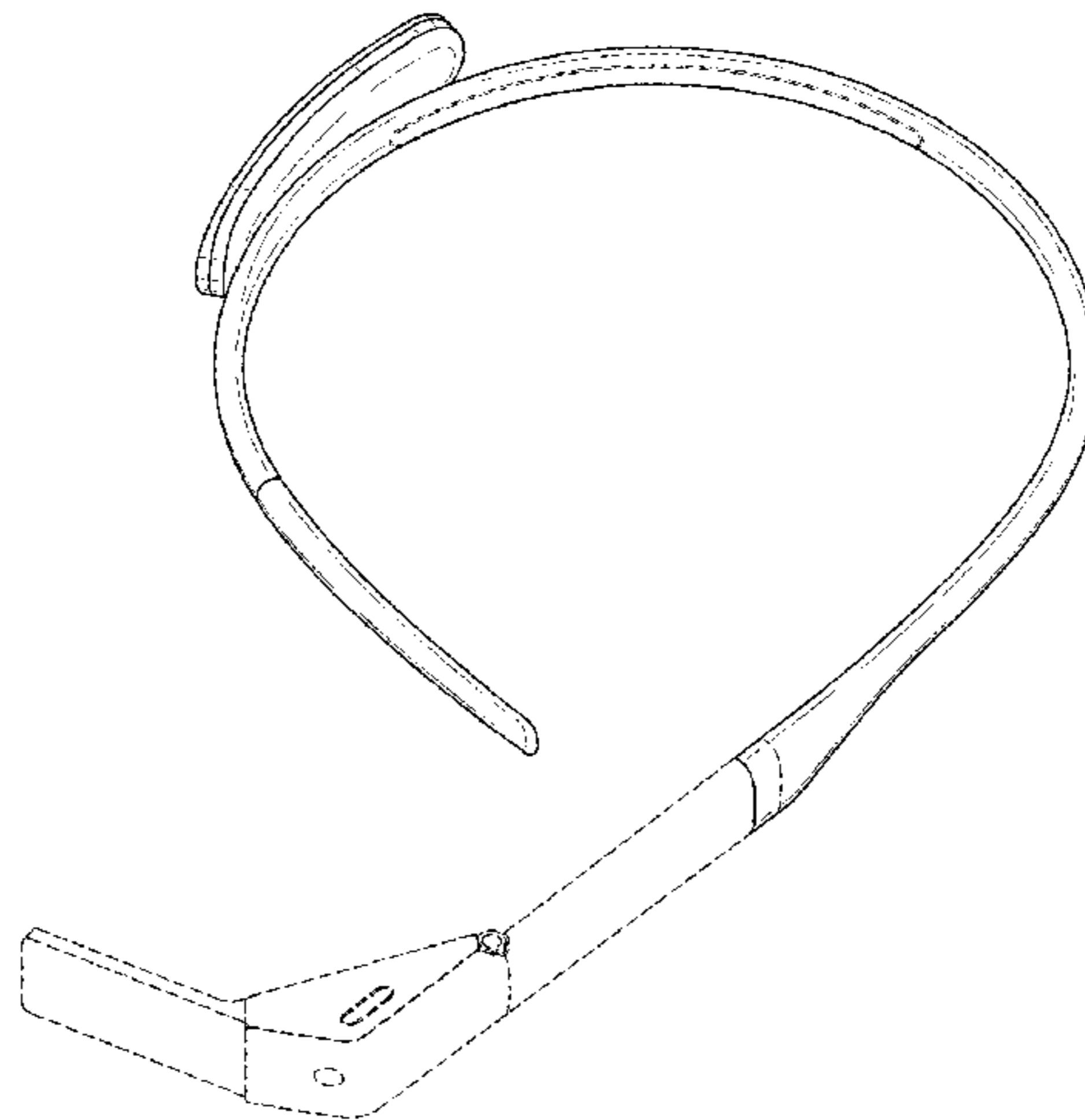


FIG. 1

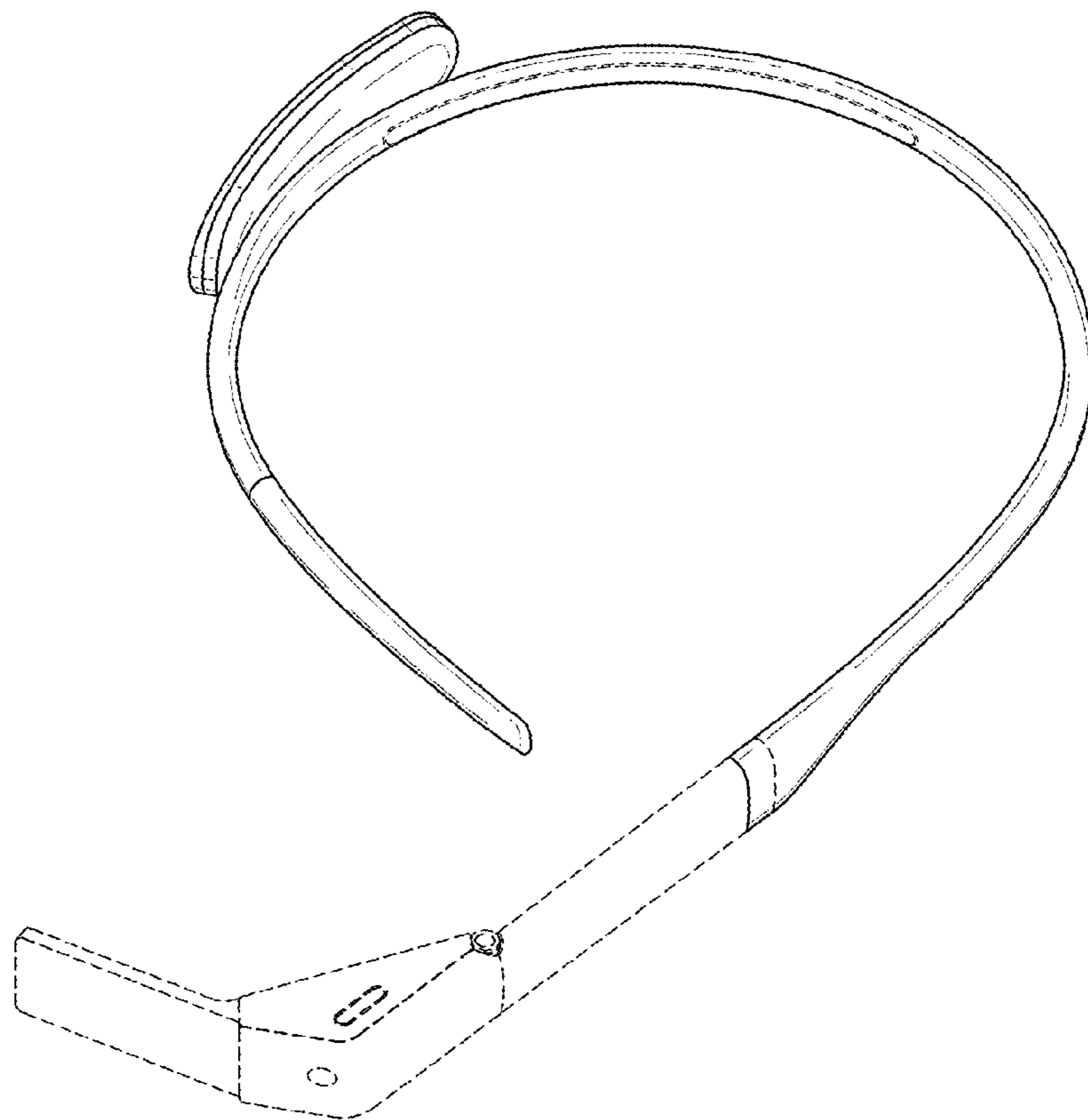


FIG. 2

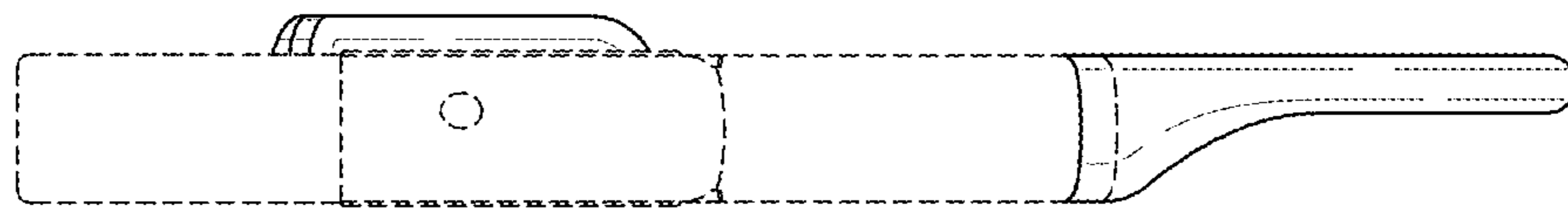


FIG. 3

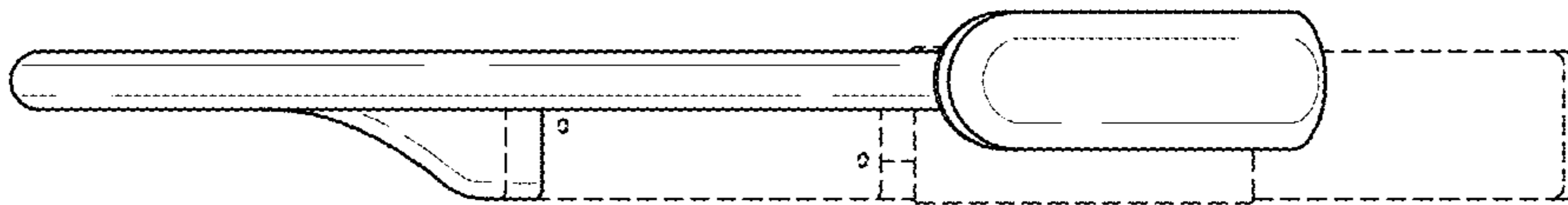


FIG. 4

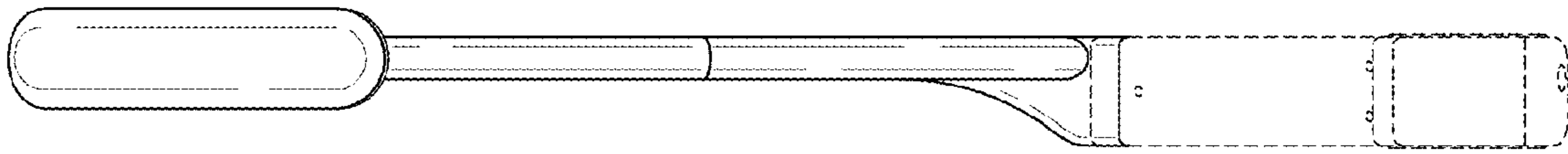


FIG. 5

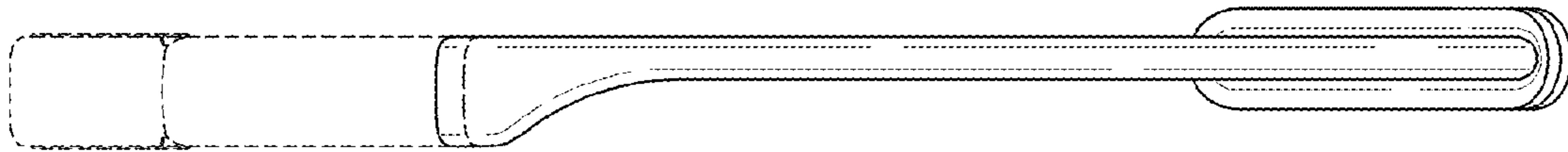


FIG. 6

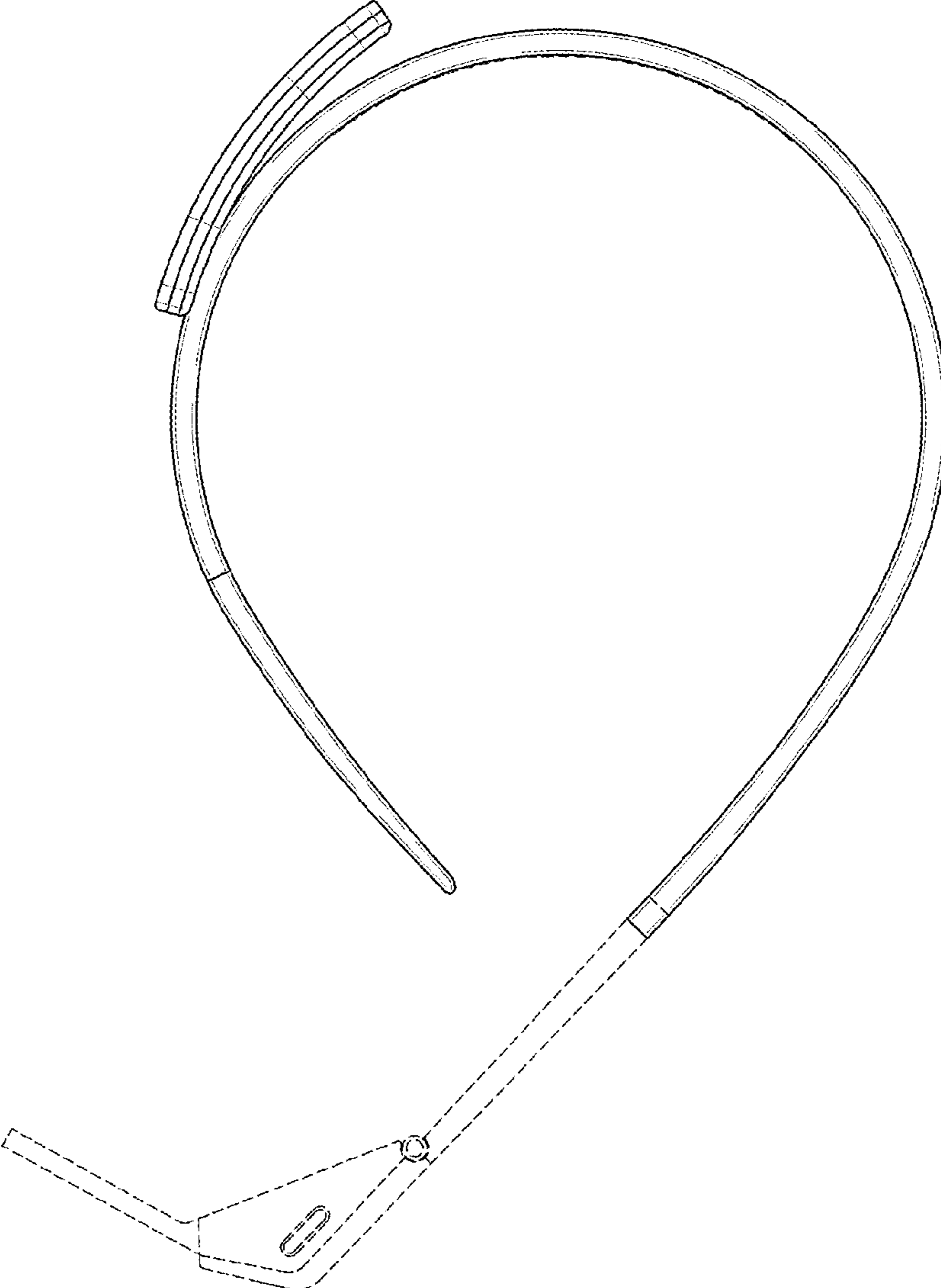


FIG. 7

