



US00D727311S

(12) **United States Design Patent**
Senatori

(10) **Patent No.:** **US D727,311 S**
(45) **Date of Patent:** **** Apr. 21, 2015**

(54) **COMPUTING DEVICE**

(71) Applicant: **Hewlett-Packard Development Company, L.P.**, Houston, TX (US)

(72) Inventor: **Mark D. Senatori**, The Woodlands, TX (US)

(73) Assignee: **Hewlett-Packard Development Company, L.P.**, Houston, TX (US)

(**) Term: **14 Years**

(21) Appl. No.: **29/466,719**

(22) Filed: **Sep. 11, 2013**

(51) **LOC (10) Cl.** **14-02**

(52) **U.S. Cl.**
USPC **D14/315**

(58) **Field of Classification Search**
USPC D14/315-327, 331; D18/1, 2, 7, 11;
235/145 A, 145 R; 341/22, 23; 345/104,
345/156, 168, 169, 173; 361/679.06,
361/679.08, 679.09, 679.11, 679.26,
361/679.27; 379/433.12, 433.13
See application file for complete search history.

(56) **References Cited**

U.S. PATENT DOCUMENTS

D558,753 S * 1/2008 Andre et al. D14/315
D600,240 S * 9/2009 Solomon et al. D14/315

D639,295 S * 6/2011 Andre et al. D14/318
8,085,533 B2 * 12/2011 Zhao et al. 361/679.58
D678,873 S * 3/2013 Lee et al. D14/318
2005/0041378 A1 * 2/2005 Hamada et al. 361/680
2011/0255727 A1 * 10/2011 Azuchi 381/333

* cited by examiner

Primary Examiner — Freda S Nunn

(74) *Attorney, Agent, or Firm* — Rathe Lindenbaum LLP

(57) **CLAIM**

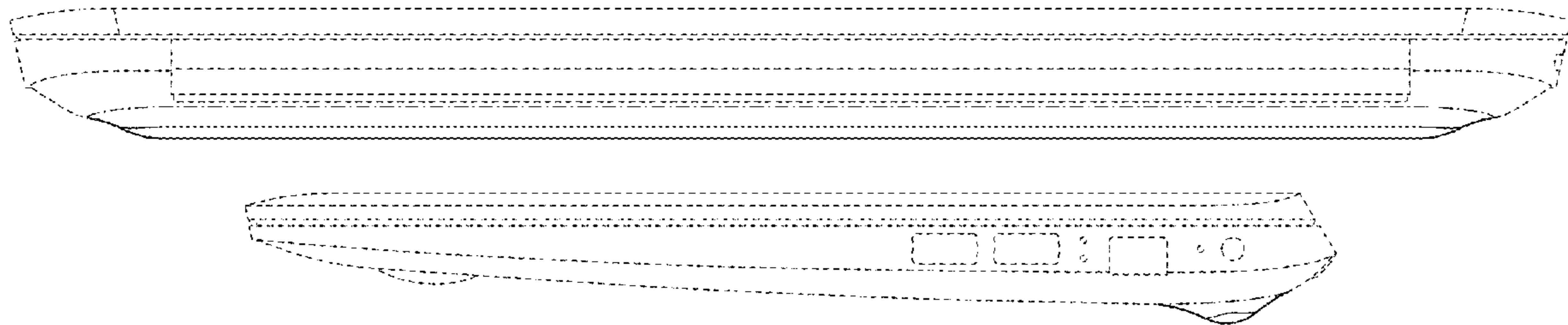
I claim the ornamental design for a computing device, as shown and described.

DESCRIPTION

FIG. 1 is a front perspective view of a computing device in an open state;
FIG. 2 is a front view thereof;
FIG. 3 is a rear view thereof;
FIG. 4 is a right side view thereof;
FIG. 5 is a left side view thereof;
FIG. 6 is a top view thereof;
FIG. 7 is a bottom view thereof; and,
FIG. 8 is a rear perspective view thereof with the computing device in a closed state.

Broken lines shown in the drawings illustrate portions of the keyboard and form no part of the claimed design. The short-dash long-dash broken lines are boundary lines and form no part of the claimed design.

1 Claim, 6 Drawing Sheets



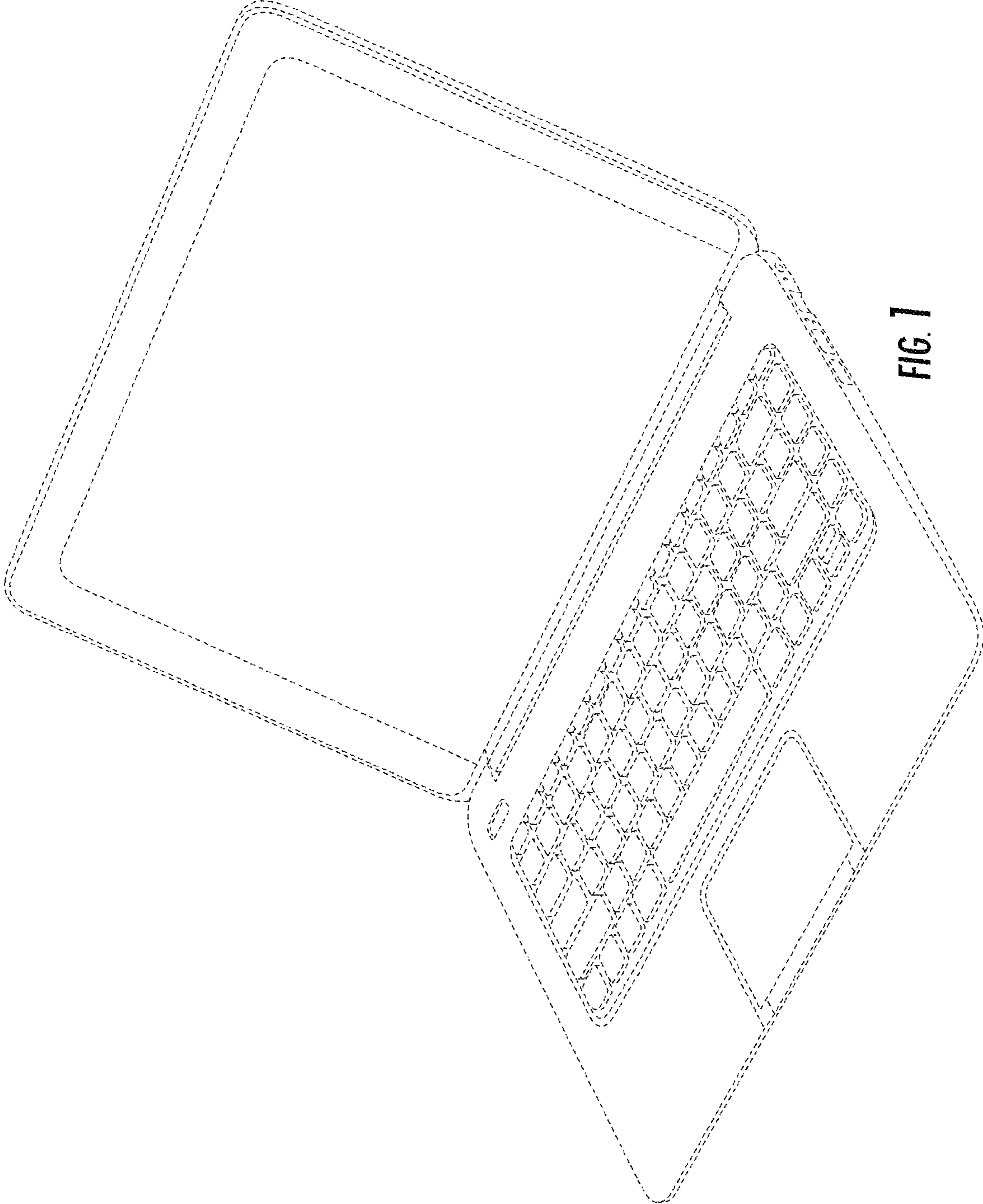


FIG. 1




FIG. 2




FIG. 3

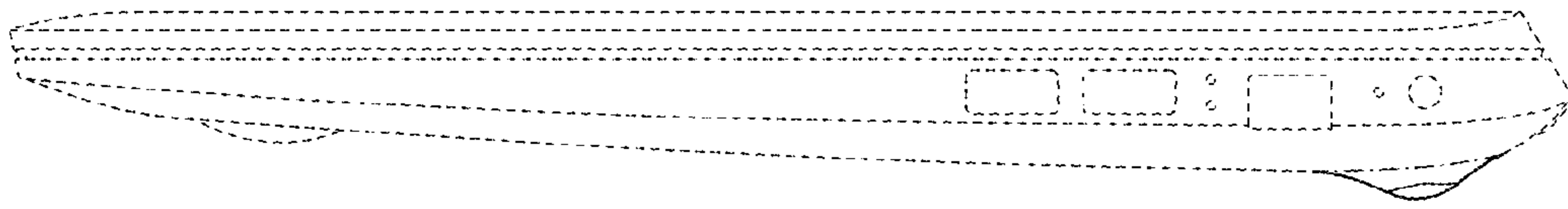


FIG. 4




FIG. 5




FIG. 6




FIG. 7

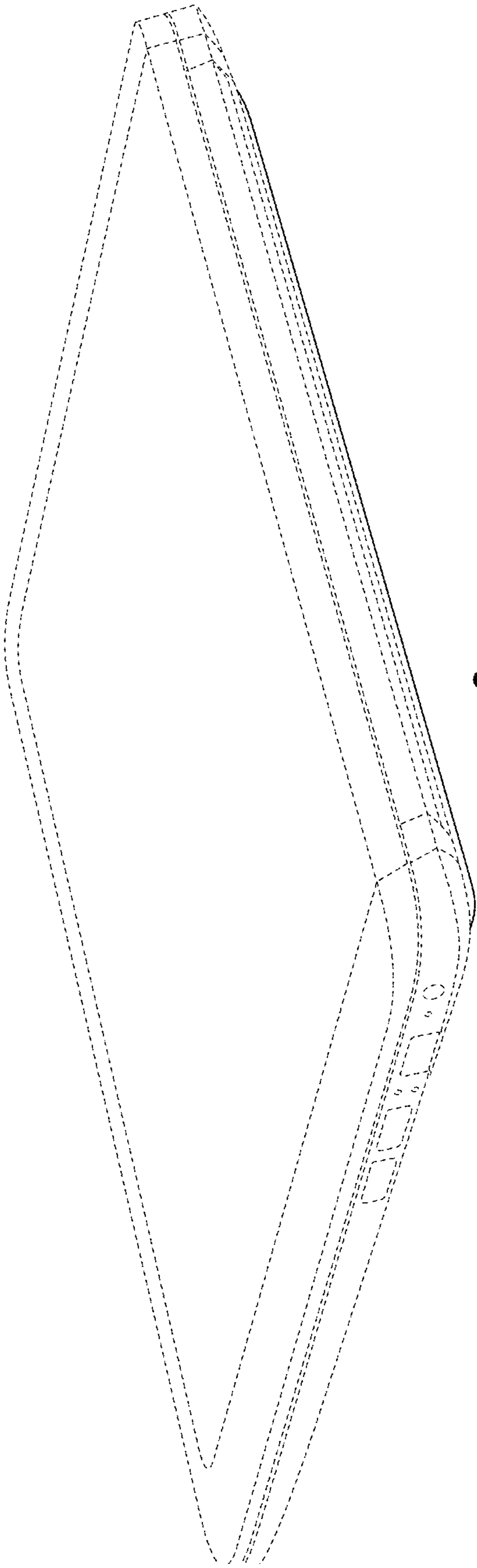


FIG. 8