



US00D727303S

(12) **United States Design Patent**
Sin

(10) **Patent No.:** **US D727,303 S**
(45) **Date of Patent:** **** Apr. 21, 2015**

(54) **MOBILE TERMINAL**

(71) Applicant: **Samsung Electronics Co., Ltd.**,
Suwon-si, Gyeonggi-do (KR)

(72) Inventor: **Sun-Ho Sin**, Seoul (KR)

(73) Assignee: **Samsung Electronics Co., Ltd.**,
Suwon-si (KR)

(**) Term: **14 Years**

(21) Appl. No.: **29/451,342**

(22) Filed: **Apr. 1, 2013**

(30) **Foreign Application Priority Data**

Oct. 23, 2012 (KR) 30-2012-0050266

(51) **LOC (10) Cl.** **14-03**

(52) **U.S. Cl.**
USPC **D14/248**

(58) **Field of Classification Search**

CPC H04R 2499/11; H04R 1/2811; H04R 1/00
USPC ... D14/138 G, 138 AD, 138 R, 138 AC, 496,
D14/248, 218, 439, 434, 250, 191, 138 C,
D14/138 AA, 138 AB, 203.1–203.8, 238.1,
D14/247, 137, 341–347, 440; D18/7;
D21/517, 333; D10/433.01, 433.04;
D13/168, 107–108, 119; 455/575.1,
455/556.2, 575.3, 575.4; 361/679.3,
361/679.56; 379/433.01, 433.04

See application file for complete search history.

(56) **References Cited**

U.S. PATENT DOCUMENTS

D652,404 S *	1/2012	Okada et al.	D14/138 G
D655,287 S *	3/2012	de Jong et al.	D14/341
D663,297 S *	7/2012	de Jong et al.	D14/341
D670,693 S *	11/2012	Li	D14/341
D672,739 S *	12/2012	Sin	D14/138 G
D678,327 S *	3/2013	Lee et al.	D14/496
D685,740 S *	7/2013	Moore et al.	D13/119
D687,806 S *	8/2013	Hachiya	D14/138 G
D691,601 S *	10/2013	Murchison et al.	D14/250
D692,418 S *	10/2013	Fahrendorff et al.	D14/250
D702,661 S *	4/2014	Oh et al.	D14/138 G
D716,783 S *	11/2014	Loncar et al.	D14/250

* cited by examiner

Primary Examiner — Carla Jobe Wright

Assistant Examiner — Holly E Thurman

(74) *Attorney, Agent, or Firm* — NSIP Law

(57) **CLAIM**

The ornamental design for a mobile terminal, as shown and described.

DESCRIPTION

FIG. 1 is a front perspective view of a mobile terminal; FIG. 2 is a front view of the mobile terminal of FIG. 1; FIG. 3 is a rear view of the mobile terminal of FIG. 1; FIG. 4 is a left-side view of the mobile terminal of FIG. 1; FIG. 5 is a right-side view of the mobile terminal of FIG. 1; FIG. 6 is a top plan view of the mobile terminal of FIG. 1; and, FIG. 7 is a bottom plan view of the mobile terminal of FIG. 1. The broken lines shown in the drawings depict unclaimed environmental structure only and form no part of the claimed design.

1 Claim, 5 Drawing Sheets

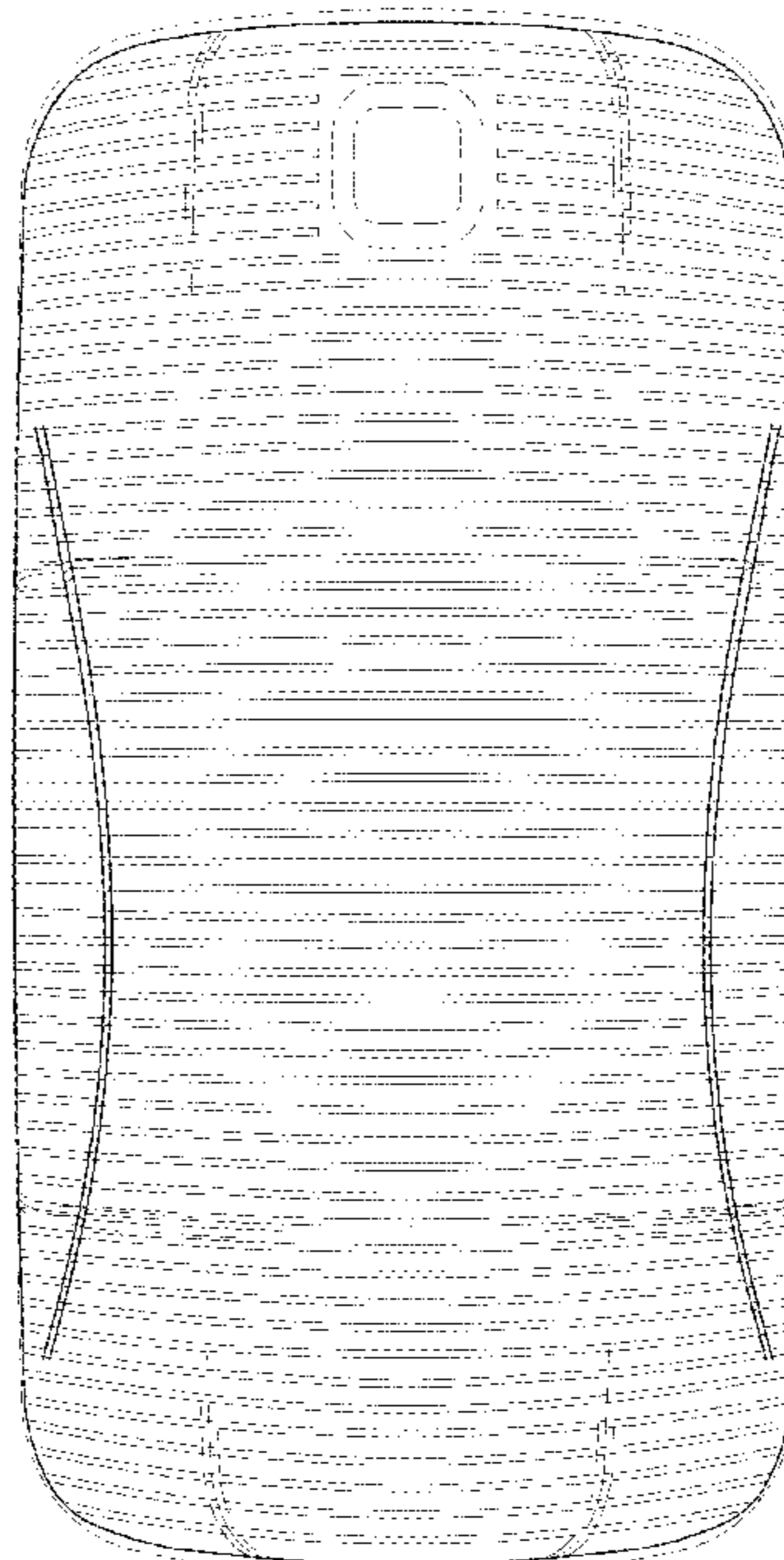



FIG. 1




FIG. 2




FIG. 3




FIG. 4




FIG. 5

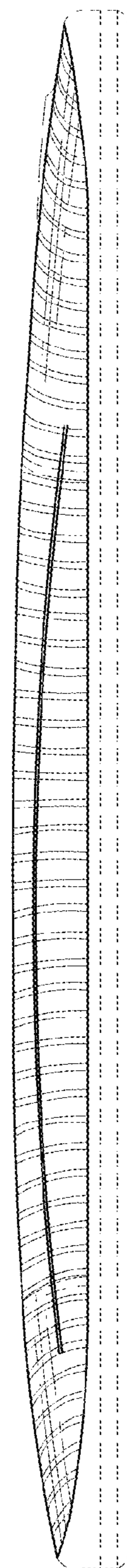


FIG. 6




FIG. 7

