



US00D727284S

(12) **United States Design Patent**  
**Dubs**

(10) **Patent No.:** **US D727,284 S**

(45) **Date of Patent:** **\*\* Apr. 21, 2015**

(54) **HEADPHONE DEVICE**

(71) Applicant: **Eric Jeremy Dubs**, Chappaqua, NY  
(US)

(72) Inventor: **Eric Jeremy Dubs**, Chappaqua, NY  
(US)

(73) Assignee: **Eric J. Dubs**, Chappaqua, NY (US)

(\*\*) Term: **14 Years**

(21) Appl. No.: **29/482,882**

(22) Filed: **Feb. 23, 2014**

(51) **LOC (10) Cl.** ..... **14-01**

(52) **U.S. Cl.**  
USPC ..... **D14/205**

(58) **Field of Classification Search**  
CPC ..... H04R 1/10  
USPC ..... D14/205, 206, 223; 181/129, 130, 135;  
379/430, 431; 381/380, 381; 455/90.3,  
455/575.1

See application file for complete search history.

(56) **References Cited**

**U.S. PATENT DOCUMENTS**

D102,655	S *	1/1937	Nicholides	.....	D24/174
3,440,365	A *	4/1969	Hazell et al.	.....	379/430
4,713,843	A *	12/1987	Duncan	.....	2/209
5,210,792	A *	5/1993	Kajihara	.....	379/430
D346,598	S *	5/1994	McCay et al.	.....	D14/137
D402,659	S *	12/1998	Suzuki	.....	D14/215
D427,994	S *	7/2000	Pirelli	.....	D14/223
D453,015	S *	1/2002	Yuyama	.....	D14/205

6,386,314	B1 *	5/2002	Sheehan et al.	.....	181/129
D482,022	S *	11/2003	Nakano	.....	D14/223
D505,411	S *	5/2005	Sakai	.....	D14/192
D514,095	S *	1/2006	Wilson et al.	.....	D14/223
D588,111	S *	3/2009	Komiyama	.....	D14/223
D591,263	S *	4/2009	Shimizu	.....	D14/205
D599,781	S *	9/2009	Lee et al.	.....	D14/205
D603,380	S *	11/2009	Hutchieson	.....	D14/223
D625,709	S *	10/2010	Yamamoto	.....	D14/223
D626,117	S *	10/2010	Lowry	.....	D14/223
D635,124	S *	3/2011	Morimoto	.....	D14/205
D643,414	S *	8/2011	Lee et al.	.....	D14/223
D654,172	S *	2/2012	Naumann et al.	.....	D24/174
D659,116	S *	5/2012	Iseki	.....	D14/205
8,208,672	B2 *	6/2012	Nageno et al.	.....	381/374
D667,815	S *	9/2012	Chiu et al.	.....	D14/206
D668,244	S *	10/2012	Matsumura	.....	D14/223
D705,509	S *	5/2014	Liu et al.	.....	D32/35
D710,325	S *	8/2014	Behar et al.	.....	D14/205

\* cited by examiner

*Primary Examiner* — Paula Greene

(57) **CLAIM**

The ornamental design for a headphone device, as shown and described.

**DESCRIPTION**

FIG. 1 is a perspective view showing the headphone device according to the present disclosure

FIG. 2. illustrates a right, perspective view thereof;

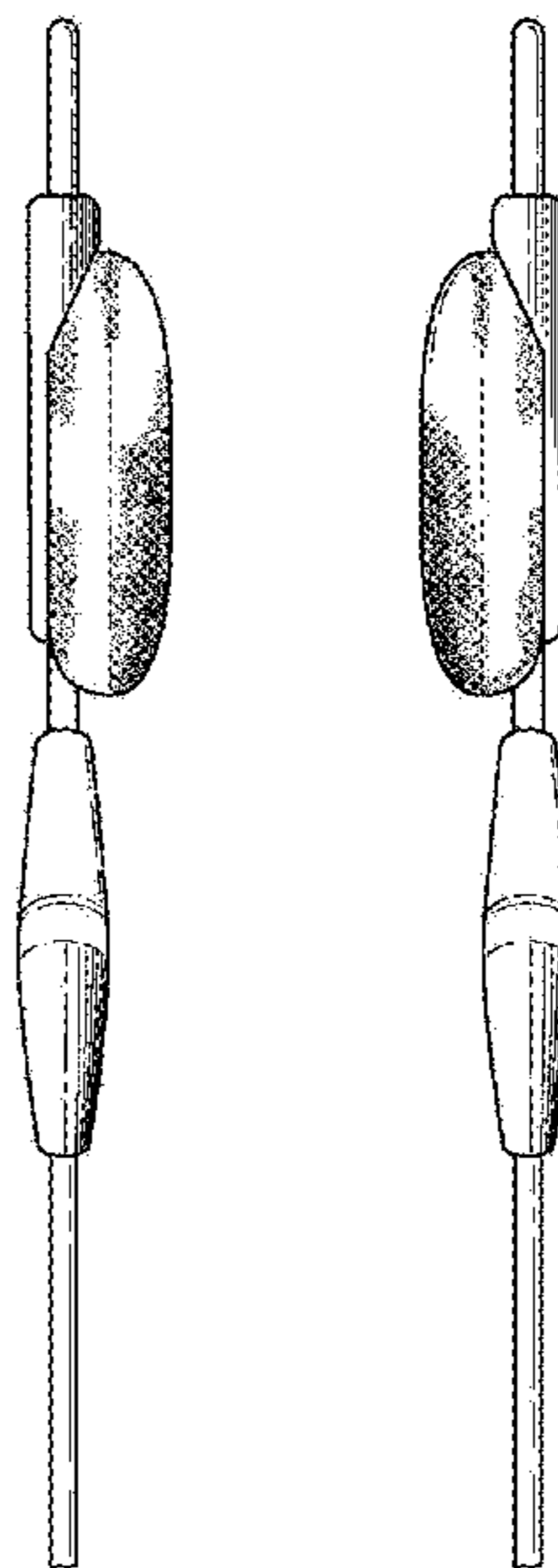
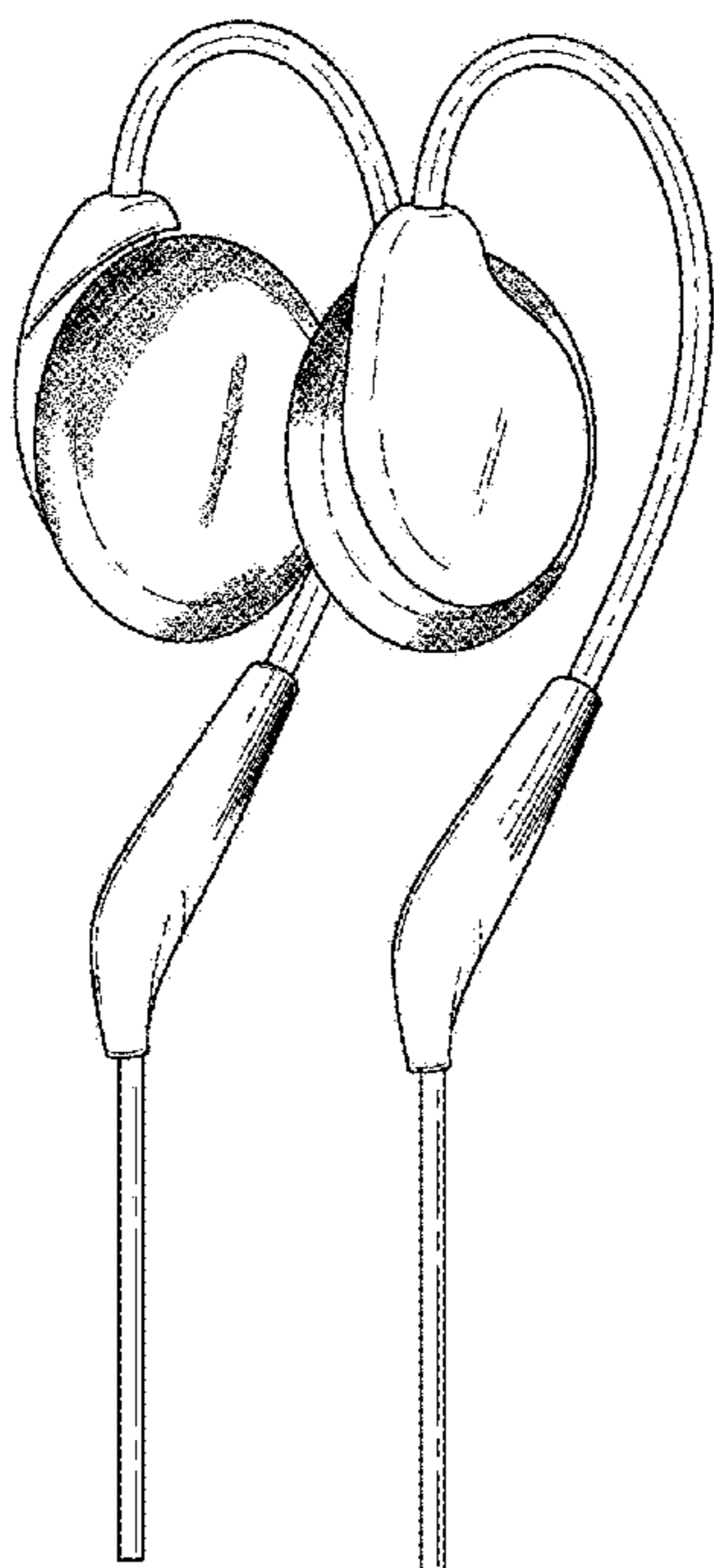
FIG. 3. illustrates a left, perspective view thereof;

FIG. 4 illustrates a back and front view thereof;

FIG. 5 illustrates a top view thereof; and,

FIG. 6 illustrates a bottom view thereof.

**1 Claim, 3 Drawing Sheets**



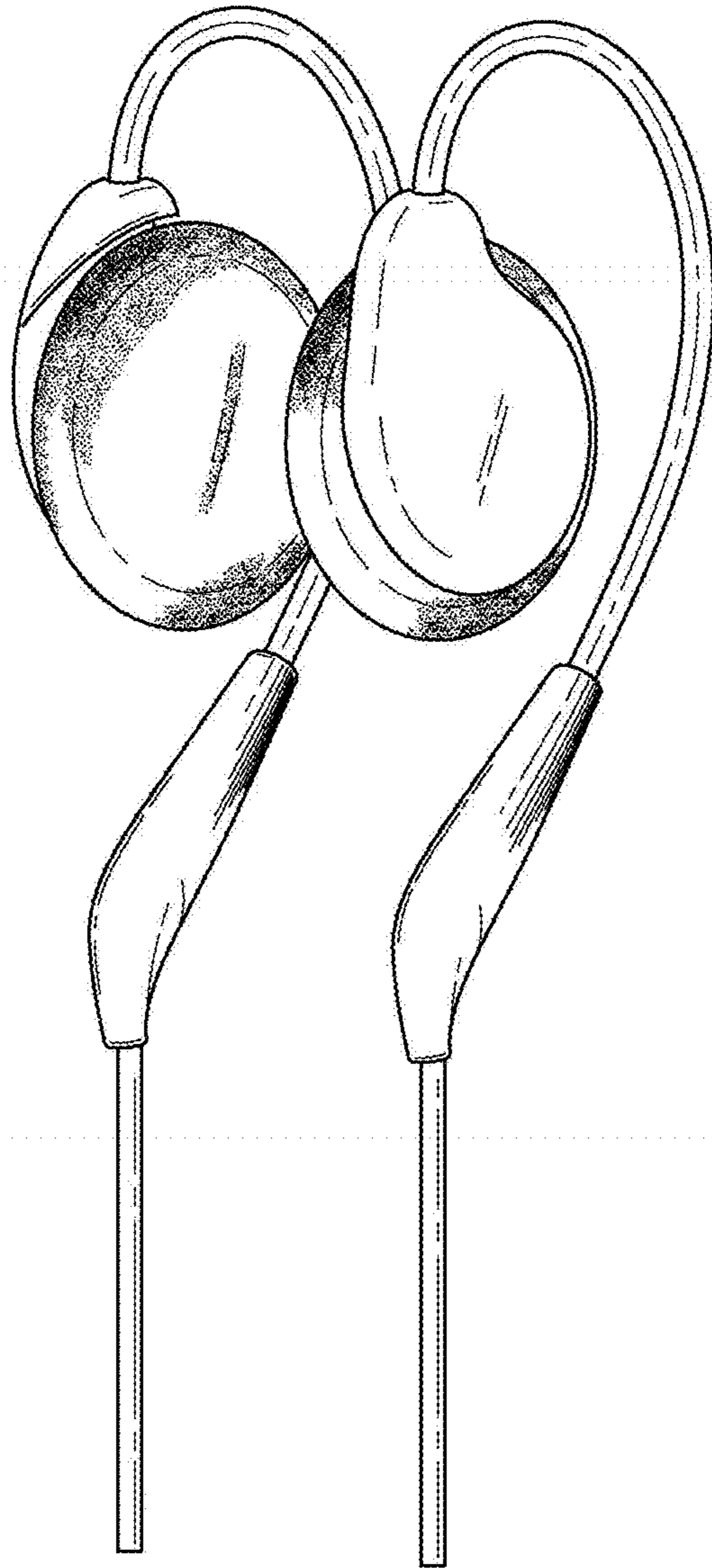


FIG. 1




FIG. 2

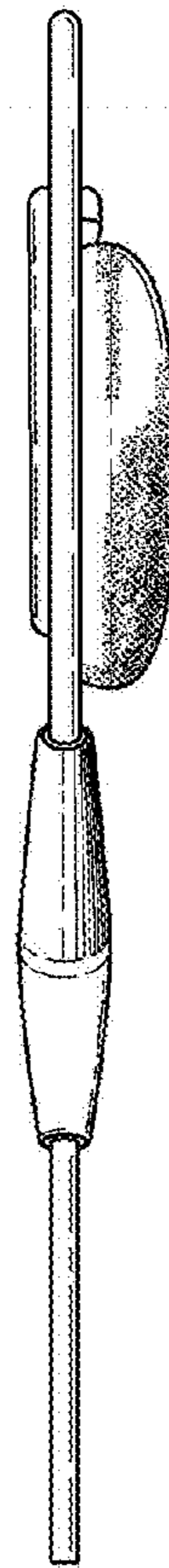
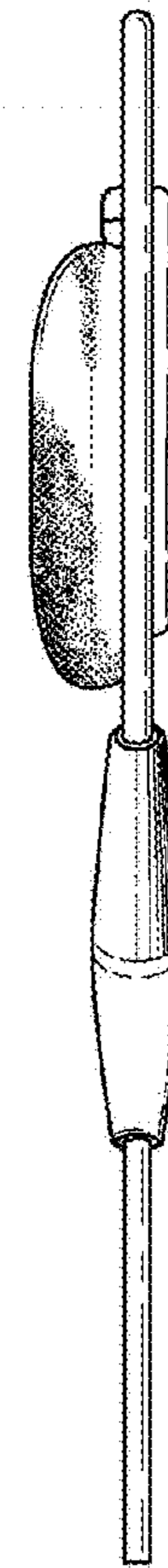


FIG. 3



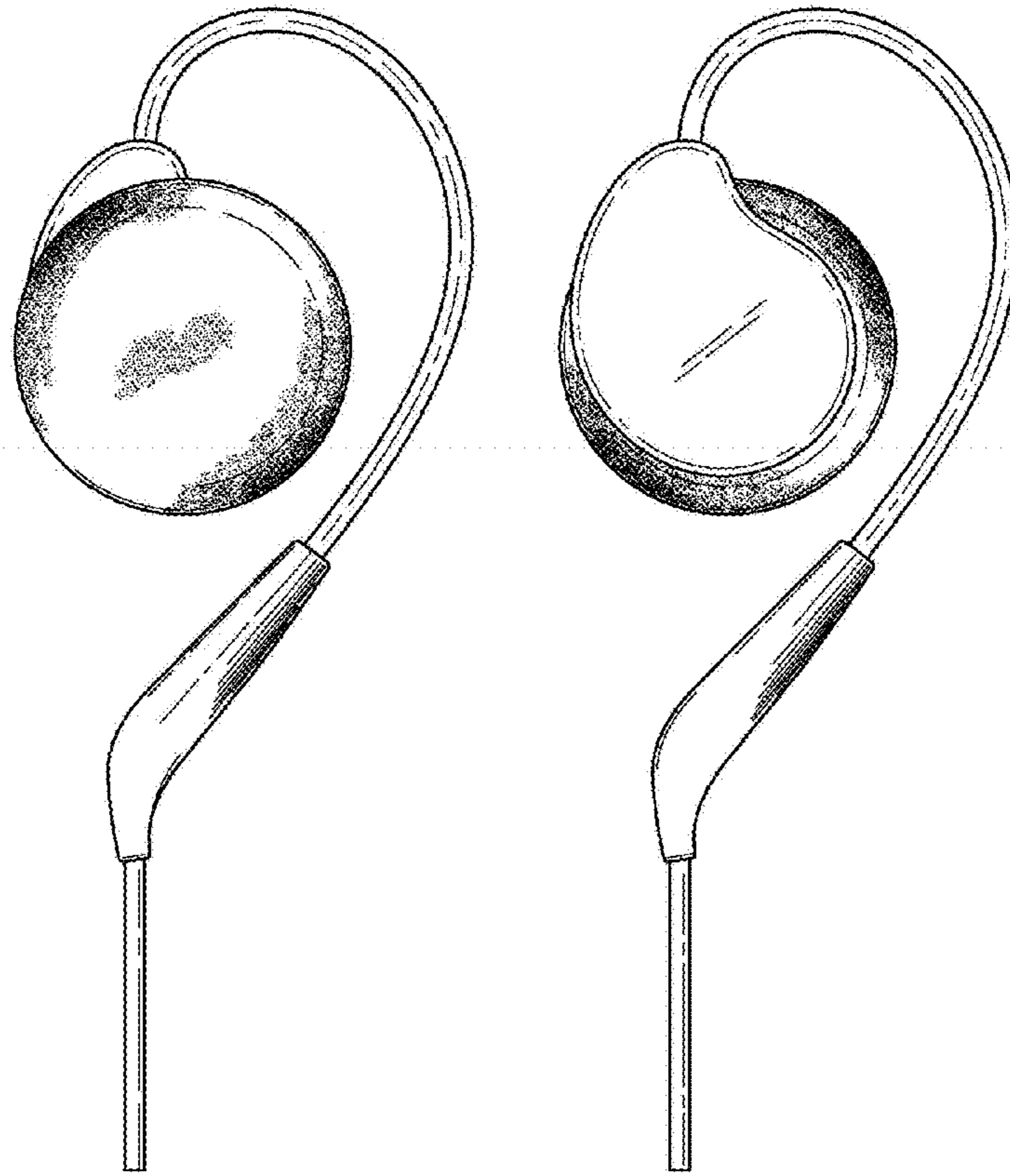


FIG. 4

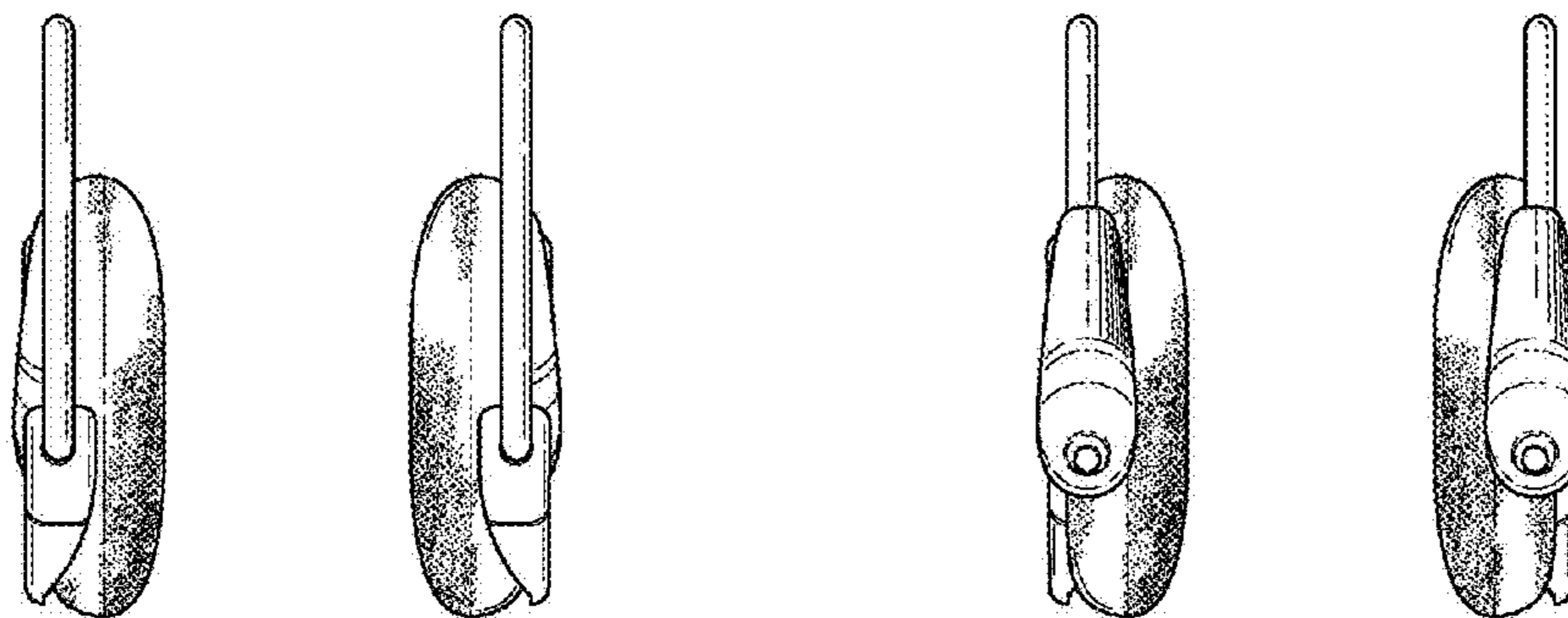


FIG. 5

FIG. 6