



US00D727283S

(12) **United States Design Patent**  
**Dryden et al.**

(10) **Patent No.:** **US D727,283 S**  
(45) **Date of Patent:** **\*\* Apr. 21, 2015**

(54) **FABRIC PATTERN FOR HEADPHONE  
SCRIMS**

(71) Applicant: **Bose Corporation**, Framingham, MA  
(US)

(72) Inventors: **Joshua Kevin Dryden**, Marlborough,  
MA (US); **Adam A. Carr**,  
Southborough, MA (US); **Kevin M.  
Krauss**, Sudbury, MA (US); **Nathan  
David Schaal**, Cambridge, MA (US);  
**Mitchell Joseph Silva**, Groton, MA  
(US)

(73) Assignee: **Bose Corporation**, Framingham, MA  
(US)

(\*\*) Term: **14 Years**

(21) Appl. No.: **29/482,028**

(22) Filed: **Feb. 13, 2014**

(51) **LOC (10) Cl.** ..... **14-01**

(52) **U.S. Cl.**  
USPC ..... **D14/205**

(58) **Field of Classification Search**

CPC ..... H04R 25/00  
USPC ..... D14/204, 205, 210, 214, 215, 216, 217,  
D14/221; 181/129, 130, 199, 210, 284;  
379/430, 431; 381/380, 381; 455/90.3,  
455/575.1; D21/334, 343, 344, 348;  
D26/138, 139, 154; 359/485.06,  
359/485.02; 396/150, 200; 362/217.1, 19,  
362/225; D25/126; 356/221

See application file for complete search history.

(56) **References Cited**

**U.S. PATENT DOCUMENTS**

D28,317 S \* 2/1898 Rachleff ..... D21/348  
598,969 A \* 2/1898 Anderton ..... 273/261  
943,435 A \* 12/1909 Maris ..... 273/288  
971,369 A \* 9/1910 Genest et al. .... 428/45  
1,241,886 A \* 10/1917 Rowe ..... 362/339

1,373,448 A \* 4/1921 Precinauskas ..... 273/261  
1,610,423 A \* 12/1926 Cawley ..... 353/20  
1,623,881 A \* 4/1927 Mayer ..... 273/264  
D73,030 S \* 7/1927 Gosling ..... D14/215  
2,707,228 A \* 4/1955 Philipson ..... 362/208  
D182,794 S \* 5/1958 Eames ..... D14/214  
3,294,964 A \* 12/1966 Schwartz ..... 362/19  
D211,592 S \* 7/1968 Schultz ..... D21/334  
D224,548 S \* 8/1972 Tyler et al. .... D21/348  
D228,389 S \* 9/1973 Schneider ..... D14/214  
D231,746 S \* 6/1974 Aluppa ..... D21/348  
D233,055 S \* 10/1974 Keller ..... D21/362  
4,339,136 A \* 7/1982 Gittings ..... 273/242

(Continued)

*Primary Examiner* — Paula Greene

(57) **CLAIM**

The ornamental design for a fabric pattern for headphone  
scrims, substantially as shown and described.

**DESCRIPTION**

FIG. 1 is a perspective view of a first set of headphones  
bearing a fabric pattern on the headphone scrim as seen from  
the front, top, and right side;

FIG. 2 is front view thereof;

FIG. 3 is a back view thereof;

FIG. 4 is a left side view thereof;

FIG. 5 is a right side view thereof;

FIG. 6 is a top end view thereof;

FIG. 7 is a bottom end view thereof.

FIG. 8 is a perspective view of a second set of headphones  
bearing the fabric pattern on the headphone scrim as seen  
from the front, top, and right side;

FIG. 9 is right side view thereof;

FIG. 10 is a front view thereof;

FIG. 11 is a left side view thereof;

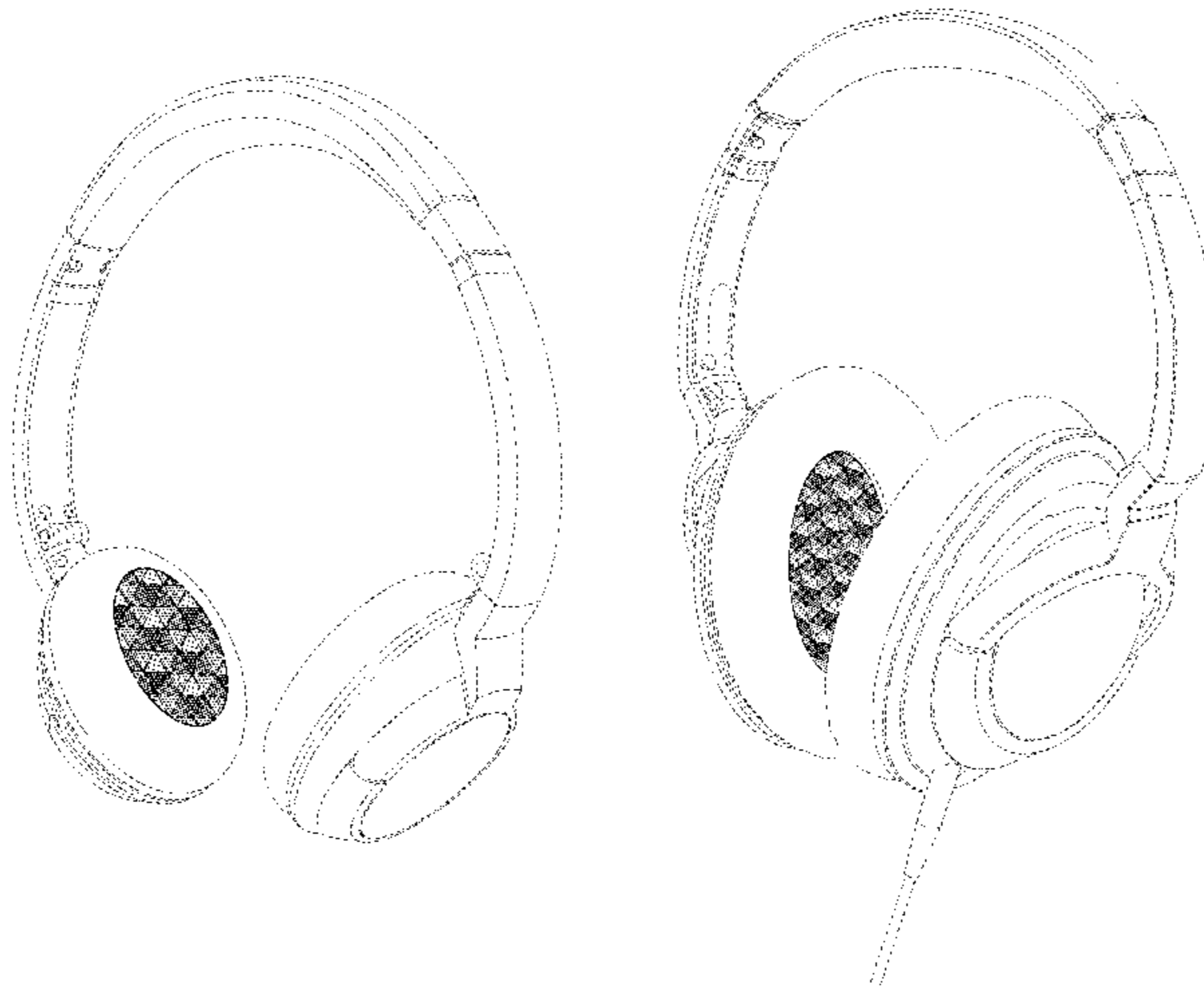
FIG. 12 is a back view thereof;

FIG. 13 is a top end view thereof; and,

FIG. 14 is a bottom end view thereof.

The dotted line portions of the drawings represent environ-  
mental structure only and do not form part of the claimed  
design.

**1 Claim, 11 Drawing Sheets**



(56)

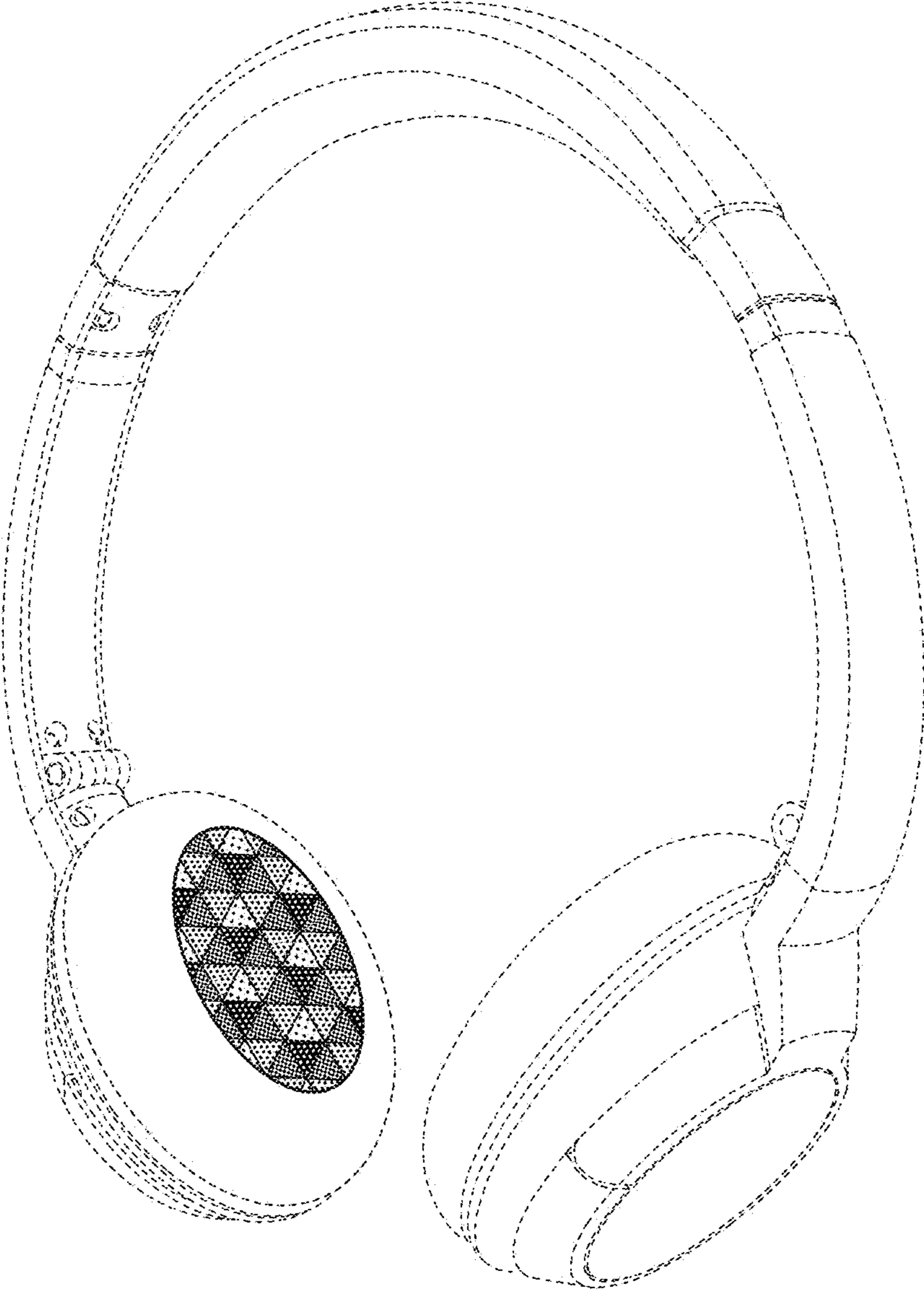
**References Cited**

U.S. PATENT DOCUMENTS


D298,342 S \* 11/1988 Haddad ..... D21/348  
5,014,995 A \* 5/1991 Woodward ..... 273/261  
5,086,789 A \* 2/1992 Tichy ..... 128/866  
D384,195 S \* 9/1997 Brooks et al. .... D2/970

6,935,458 B2 \* 8/2005 Owens ..... 181/205  
D642,554 S 8/2011 Schaal et al.  
D662,080 S 6/2012 Carr et al.  
D678,244 S \* 3/2013 Behar et al. .... D14/214  
D688,414 S \* 8/2013 Gut ..... D26/154  
D695,710 S \* 12/2013 Szymanski et al. .... D14/214


\* cited by examiner



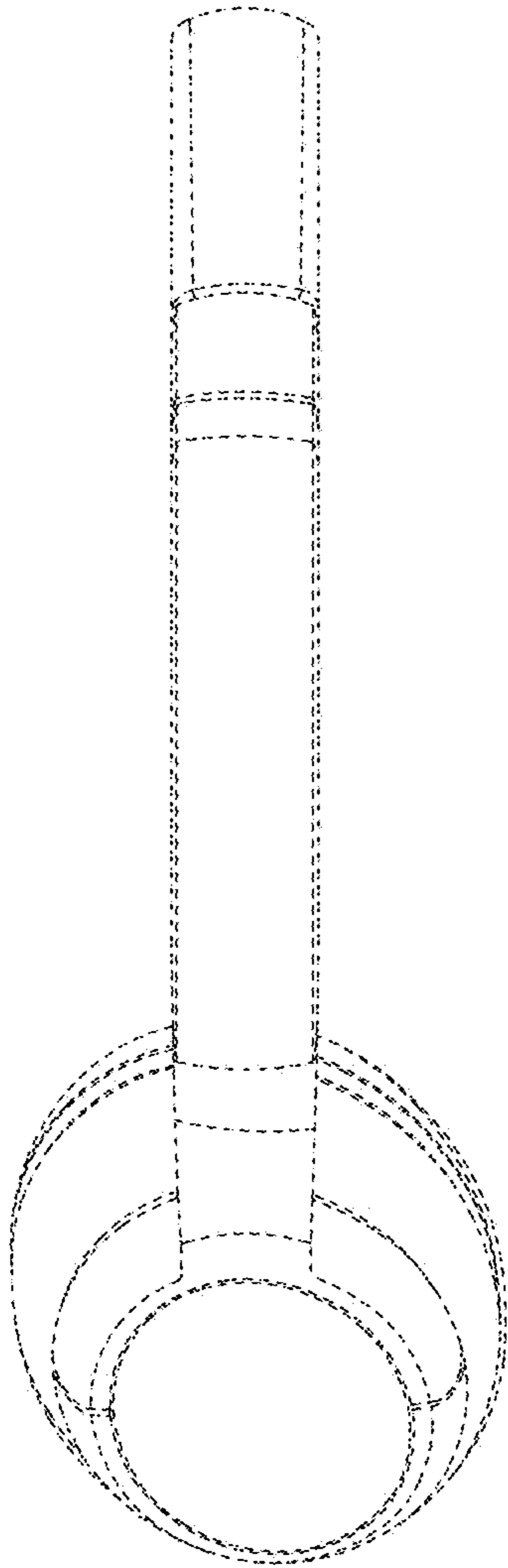
**FIG. 1**



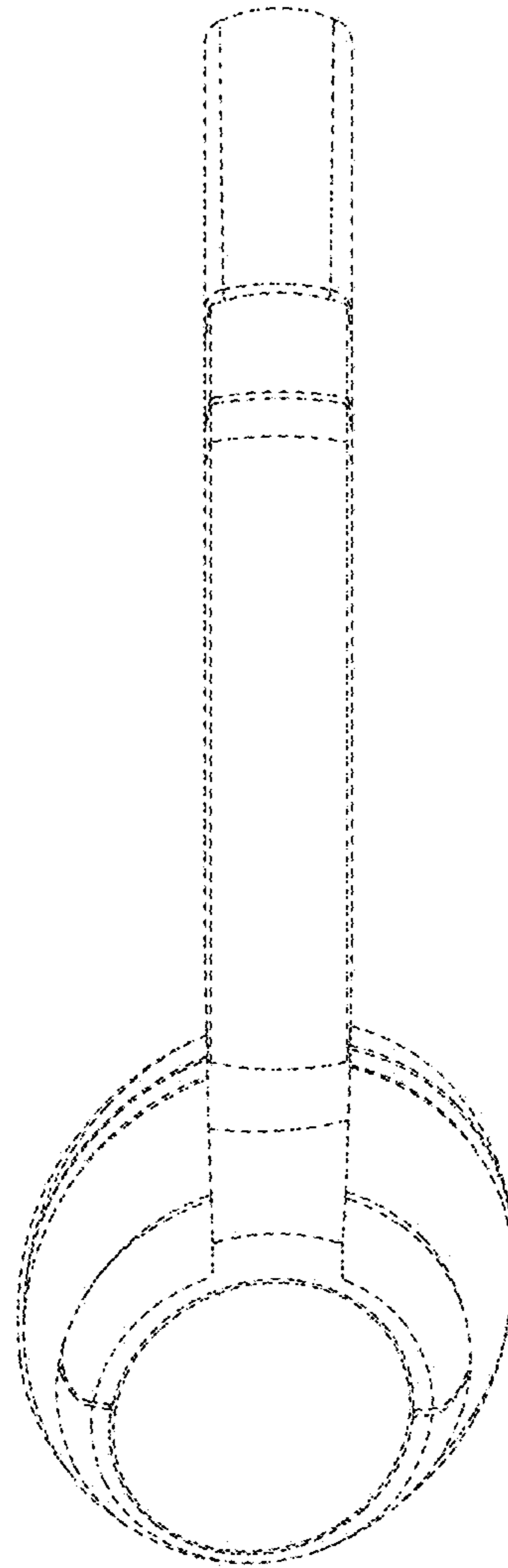
**FIG. 2**



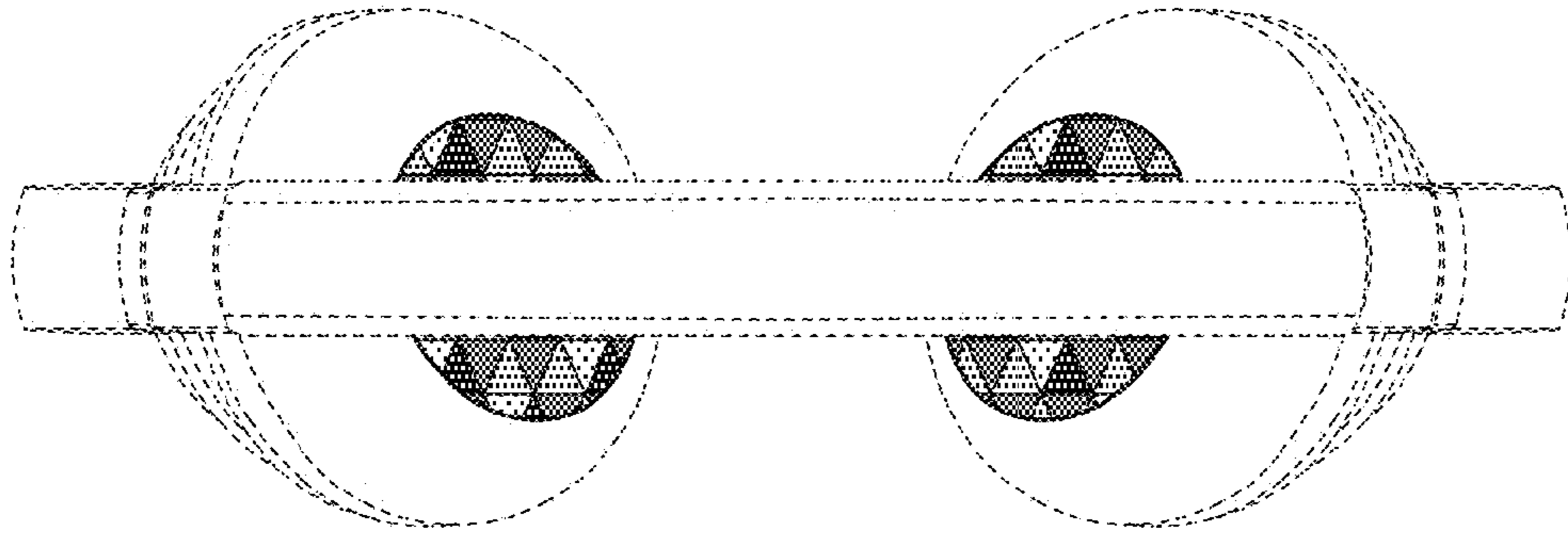
**FIG. 3**



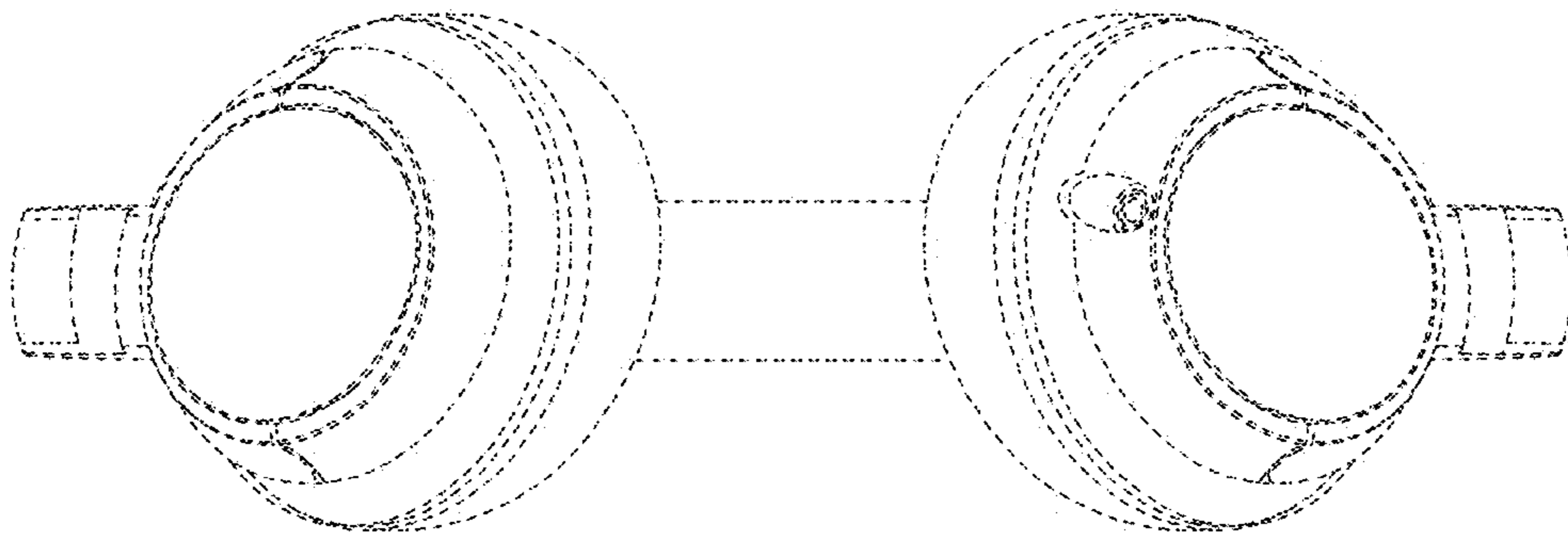
**FIG. 4**



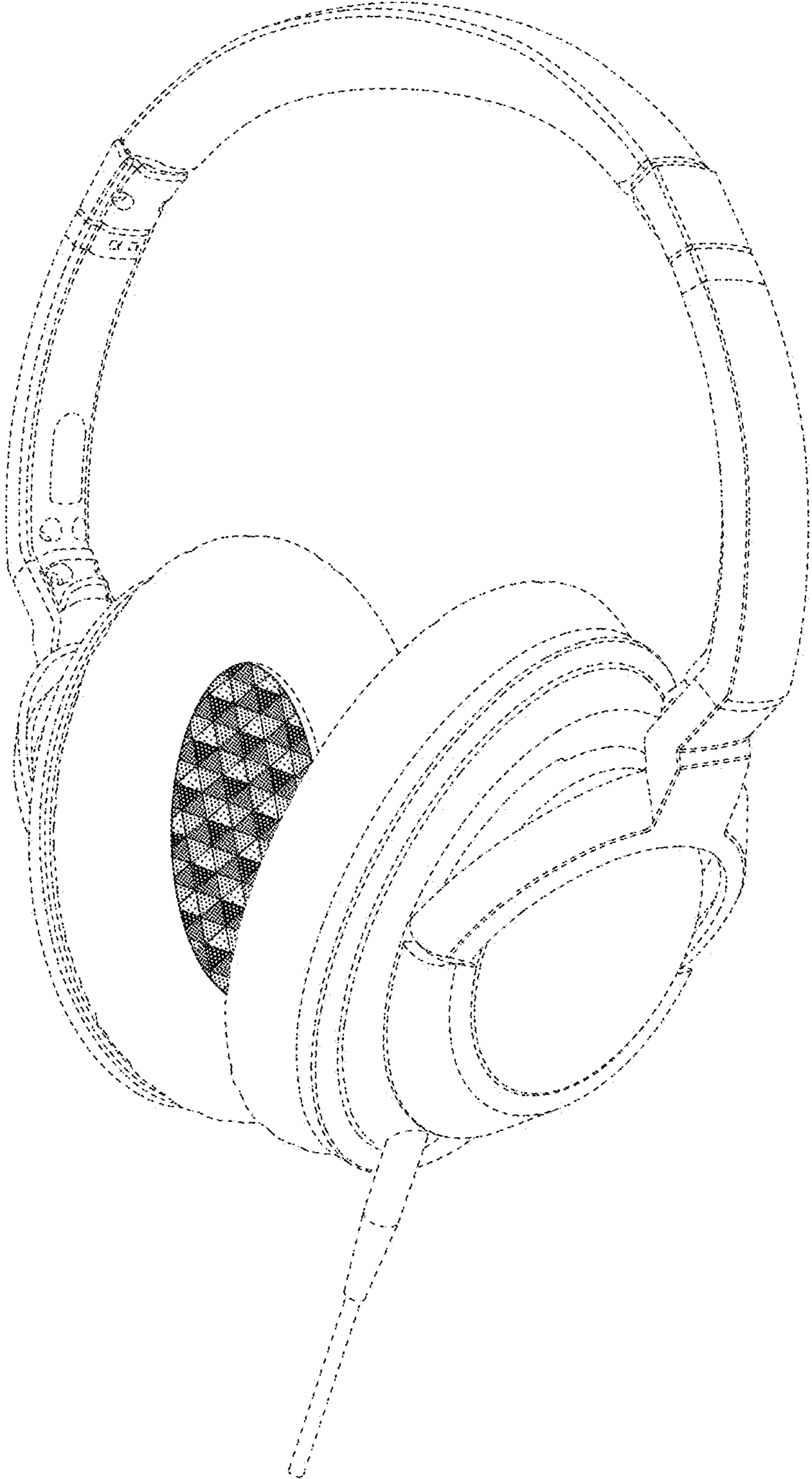
**FIG. 5**



**FIG. 6**

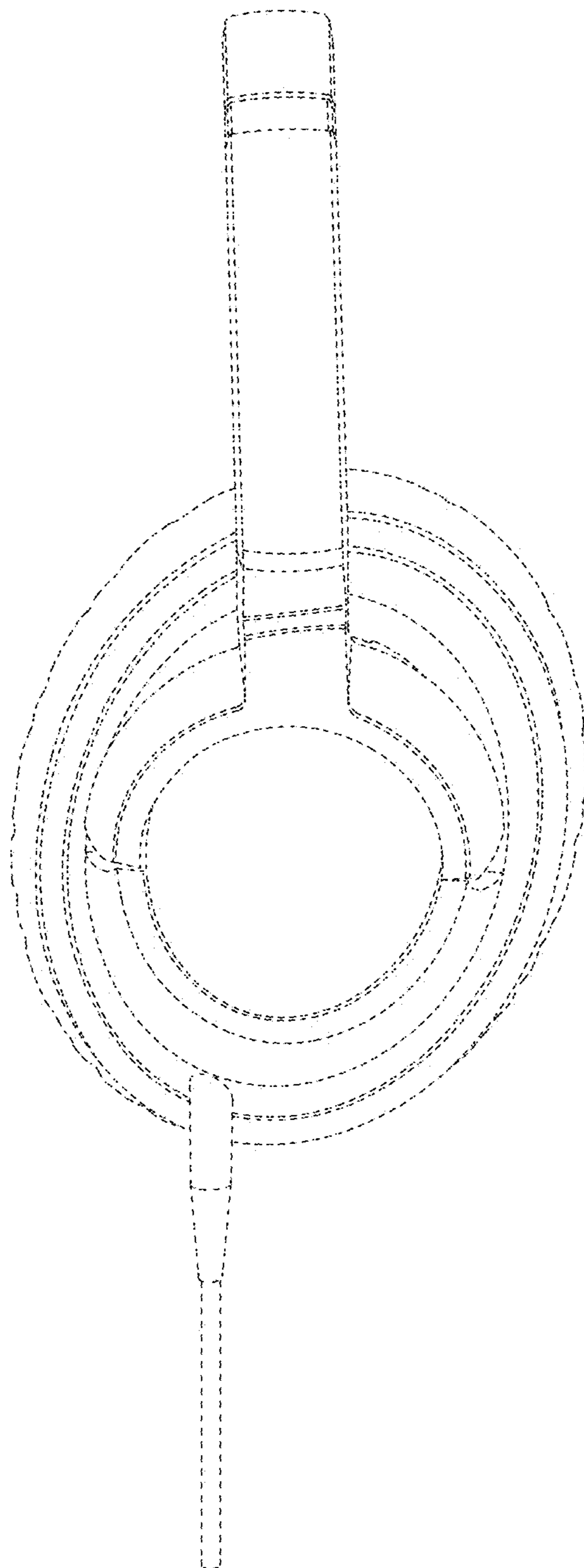


**FIG. 7**




**FIG. 8**

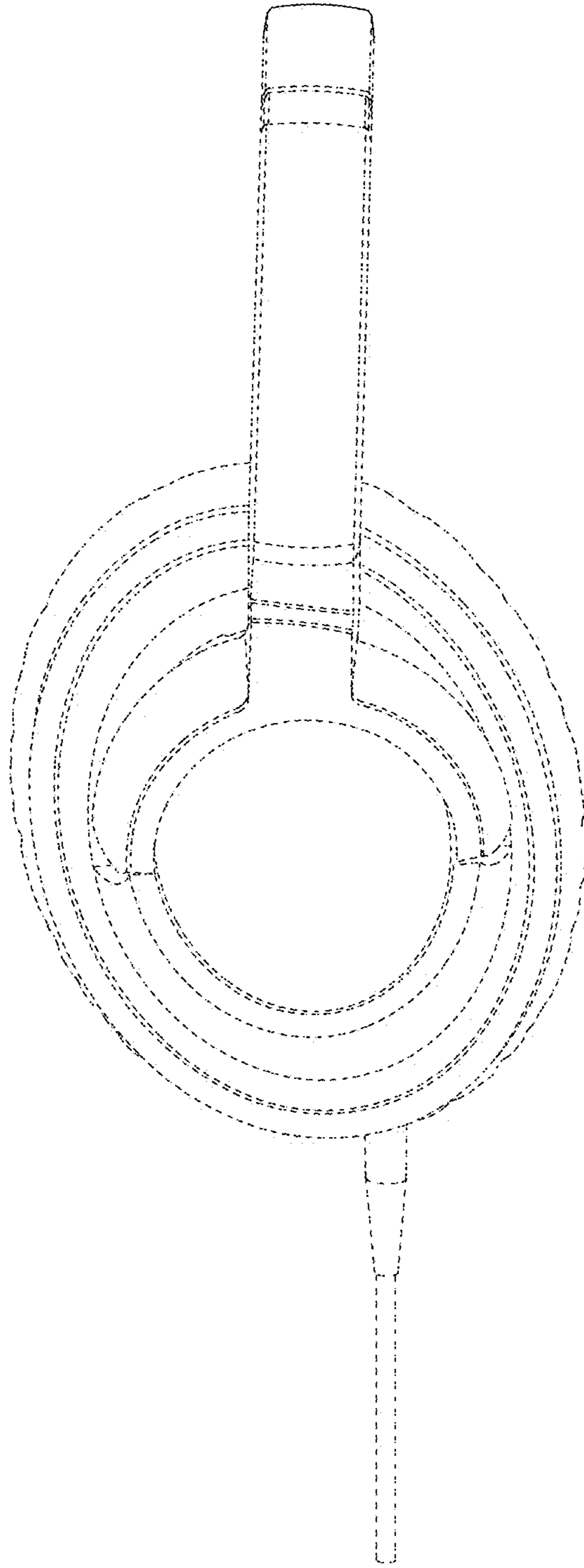




**FIG. 9**



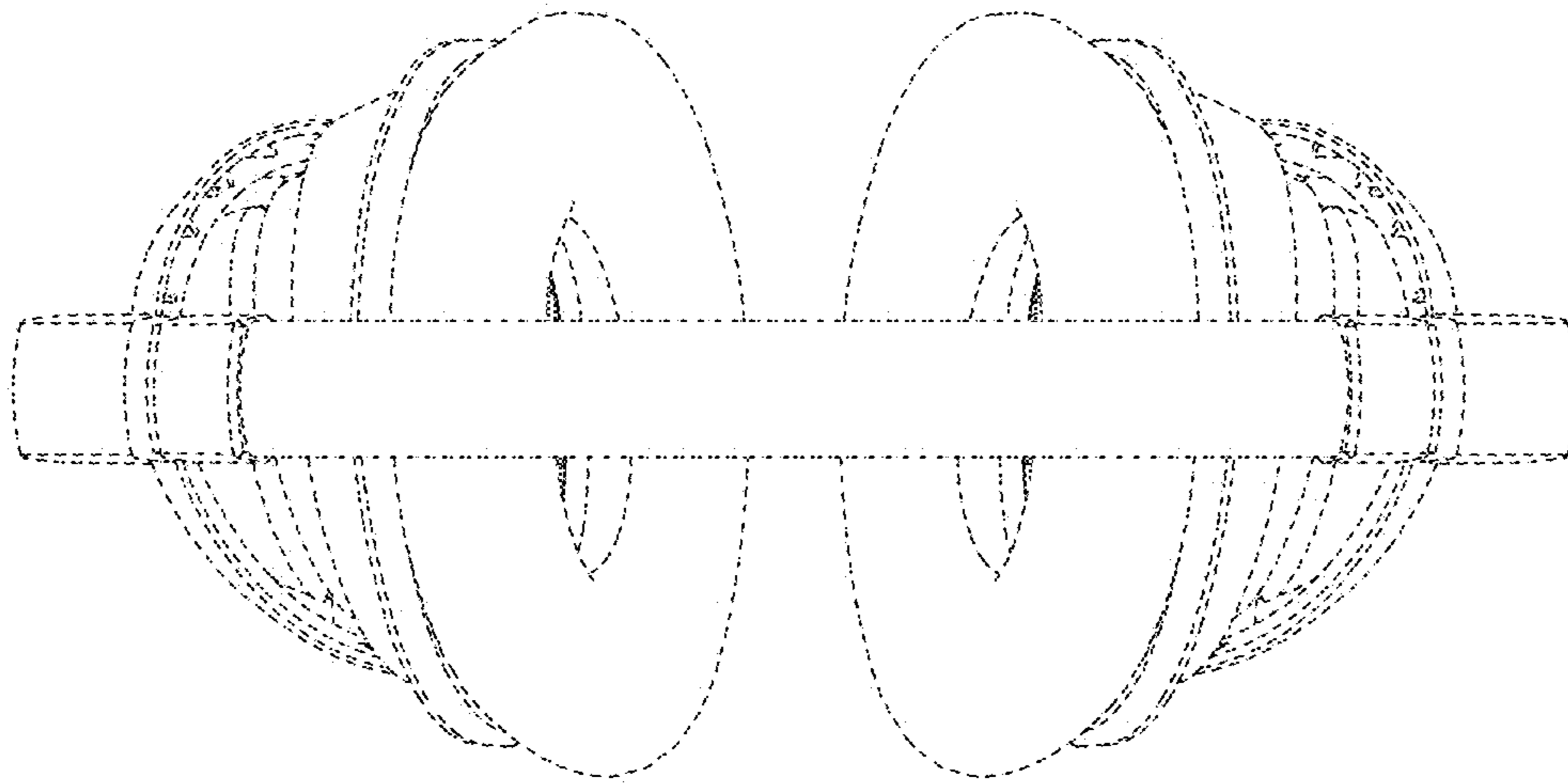
**FIG. 10**



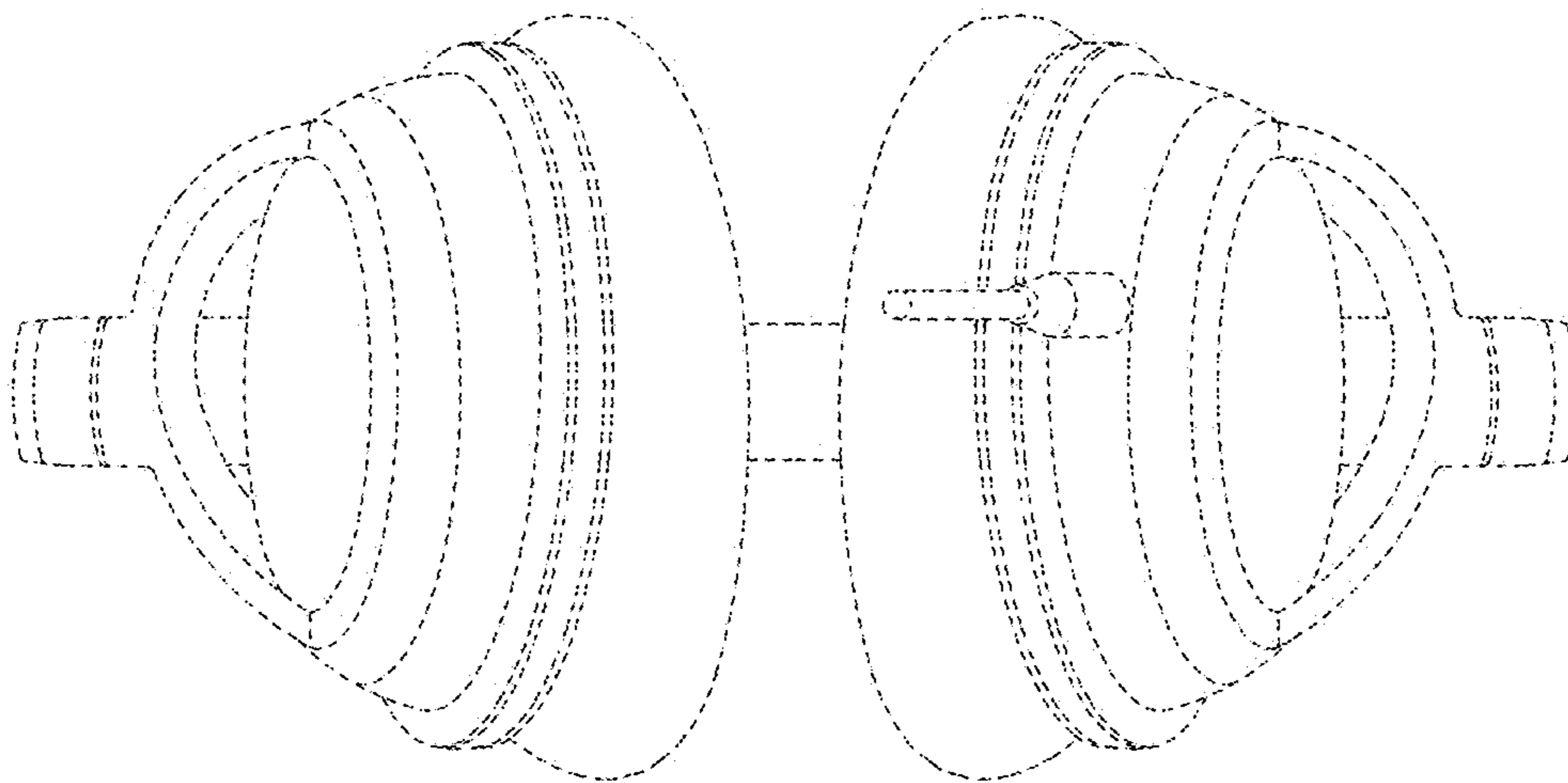
**FIG. 11**



**FIG. 12**



**FIG. 13**



**FIG. 14**