



US00D727282S

(12) **United States Design Patent**  
**Dryden et al.**

(10) **Patent No.:** **US D727,282 S**  
(45) **Date of Patent:** **\*\* \*Apr. 21, 2015**

- (54) **SURFACE PATTERN FOR HEADPHONES**
- (71) Applicant: **Bose Corporation**, Framingham, MA (US)
- (72) Inventors: **Joshua Kevin Dryden**, Marlborough, MA (US); **Adam A. Carr**, Southborough, MA (US); **Kevin M. Krauss**, Sudbury, MA (US); **Nathan David Schaal**, Cambridge, MA (US); **Mitchell Joseph Silva**, Groton, MA (US)
- (73) Assignee: **Bose Corporation**, Framingham, MA (US)
- (\*) Notice: This patent is subject to a terminal disclaimer.
- (\*\*) Term: **14 Years**
- (21) Appl. No.: **29/482,026**
- (22) Filed: **Feb. 13, 2014**
- (51) **LOC (10) Cl.** ..... **14-01**
- (52) **U.S. Cl.**  
USPC ..... **D14/205**
- (58) **Field of Classification Search**  
CPC ..... C04B 41/009  
USPC ..... D14/205; D5/24, 29, 43, 56, 62, 58, 59, D5/66, 69; D6/575; D25/105, 138, 140; 181/129, 130, 135; 379/430, 431; 381/380, 381; 428/196; 455/90.3, 455/575.1  
See application file for complete search history.

(56) **References Cited**  
U.S. PATENT DOCUMENTS

232,140	A *	9/1880	Mason	.....	273/157	R
1,229,315	A *	6/1917	Northwood	.....	427/281	
D72,423	S *	4/1927	Heinke	.....	D5/29	

1,899,370	A *	2/1933	Ventimiglia	.....	52/612	
1,951,868	A *	3/1934	Guisinger	.....	427/271	
D95,764	S *	5/1935	Lien	.....	D5/62	
2,040,863	A *	5/1936	MacDonald et al.	.....	428/196	
2,178,402	A *	10/1939	Miller	.....	427/274	
D118,892	S *	2/1940	Pahlman	.....	D5/62	
2,357,399	A *	9/1944	Gregory	.....	428/34.6	
D309,380	S *	7/1990	Barger et al.	.....	D5/62	
D320,506	S *	10/1991	Nasser	.....	D5/62	
D332,179	S *	1/1993	Barger et al.	.....	D5/62	
D401,096	S *	11/1998	Wichser	.....	D6/575	
D484,708	S *	1/2004	Kraker	.....	D5/43	
D488,565	S *	4/2004	Bresciani	.....	D25/111	
D527,191	S *	8/2006	Sparkes	.....	D5/32	
D544,217	S *	6/2007	Tseng	.....	D5/62	
D642,554	S	8/2011	Schaal et al.			
D662,080	S *	6/2012	Carr et al.	.....	D14/205	
D683,329	S *	5/2013	Hagelin	.....	D14/205	
D691,579	S *	10/2013	Lee et al.	.....	D14/205	
D708,162	S *	7/2014	Wenger et al.	.....	D14/205	
D708,163	S *	7/2014	Ishikura	.....	D14/205	

\* cited by examiner

Primary Examiner — Paula Greene

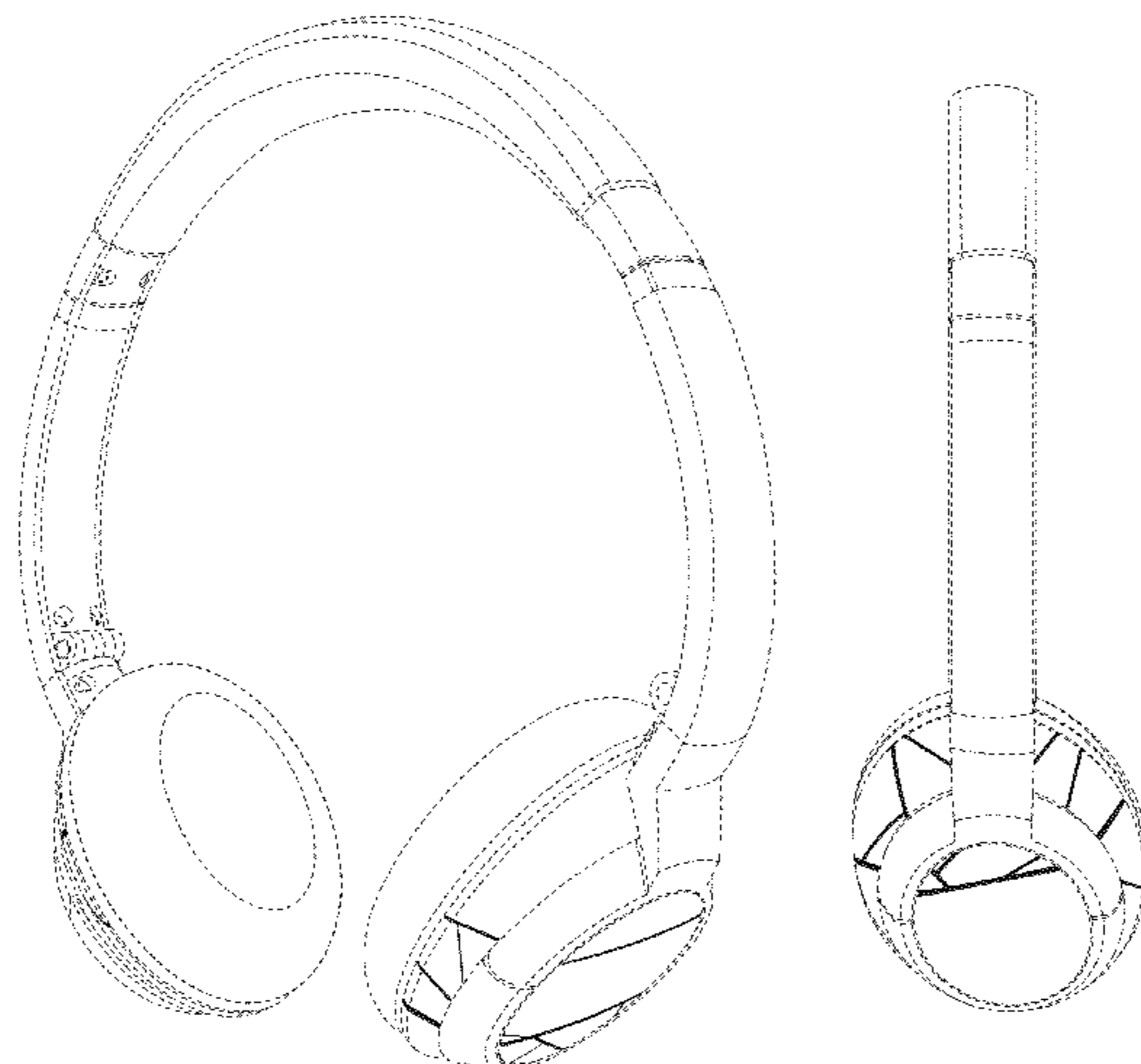
(57) **CLAIM**


The ornamental design for a surface pattern for headphones, substantially as shown and described.

**DESCRIPTION**

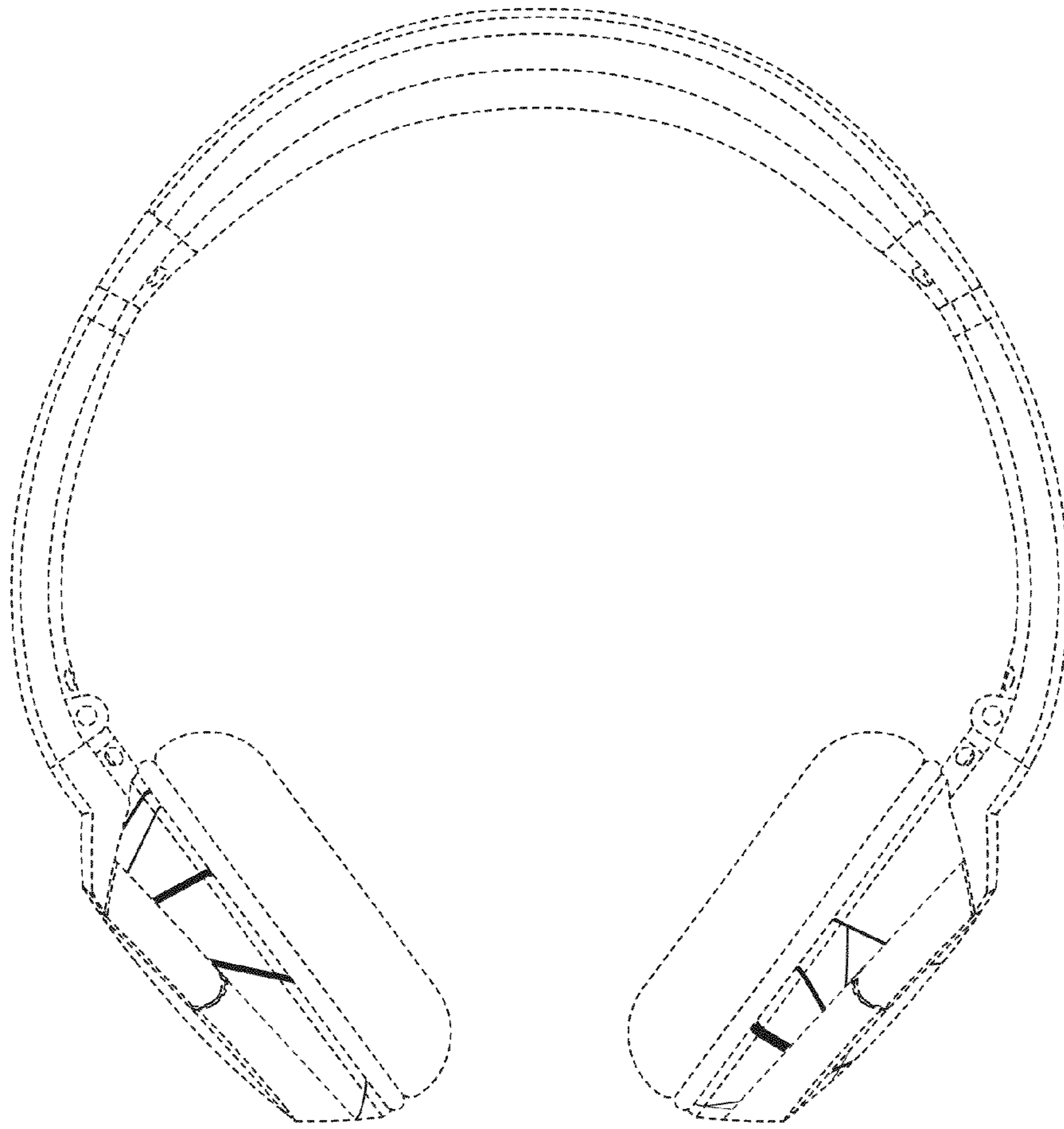
FIG. 1 is a perspective view of a set of headphones bearing a surface pattern as seen from the front, top, and right side; FIG. 2 is front view thereof; FIG. 3 is a back view thereof; FIG. 4 is a left side view thereof; FIG. 5 is a right side view thereof; FIG. 6 is a top end view thereof; and, FIG. 7 is a bottom end view thereof. The ornamental design is shown on a set of headphones in FIG. 1 through 7. The dotted line portions of the drawings represent environmental structure only and do not form part of the claimed design.

**1 Claim, 5 Drawing Sheets**

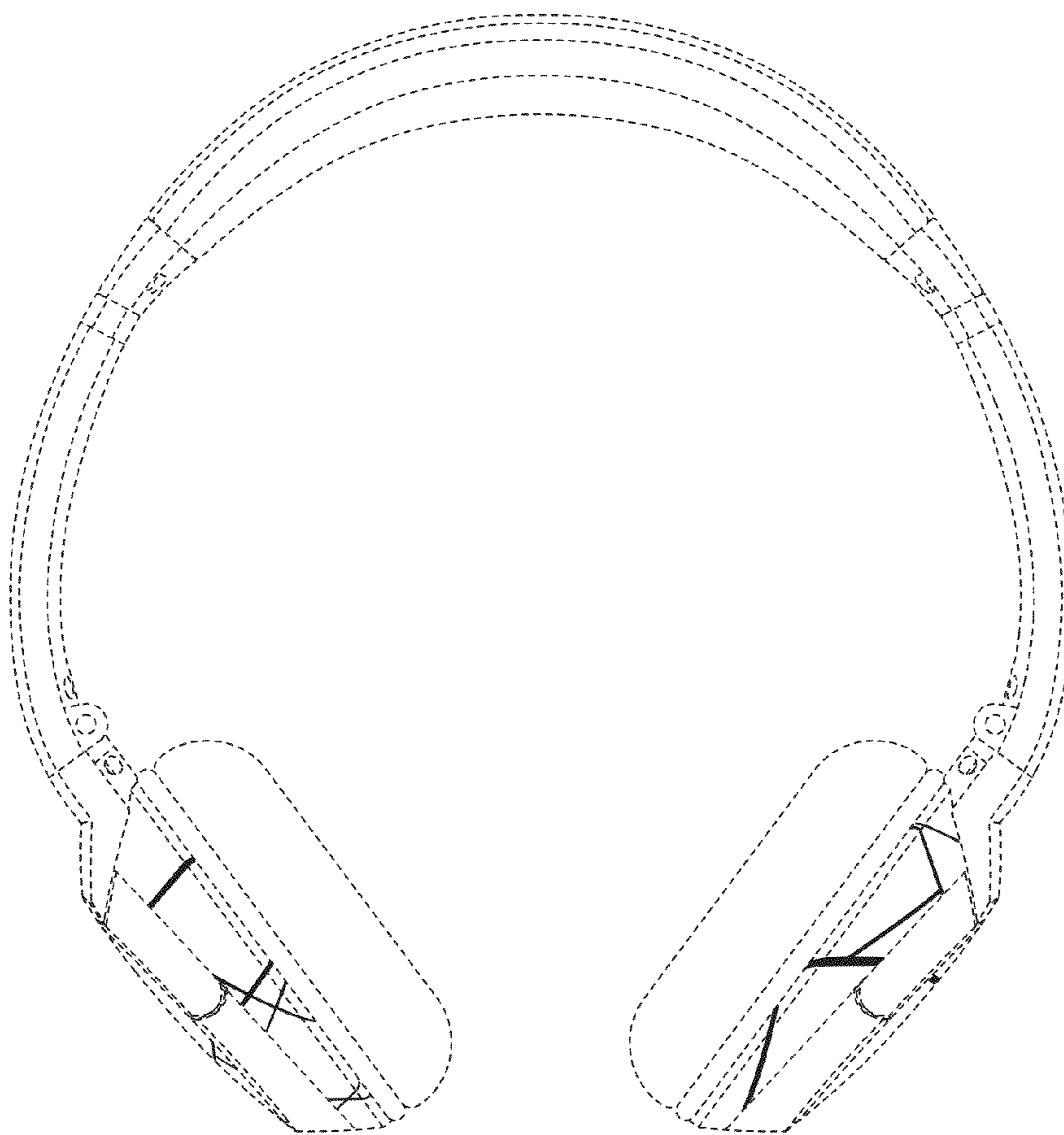




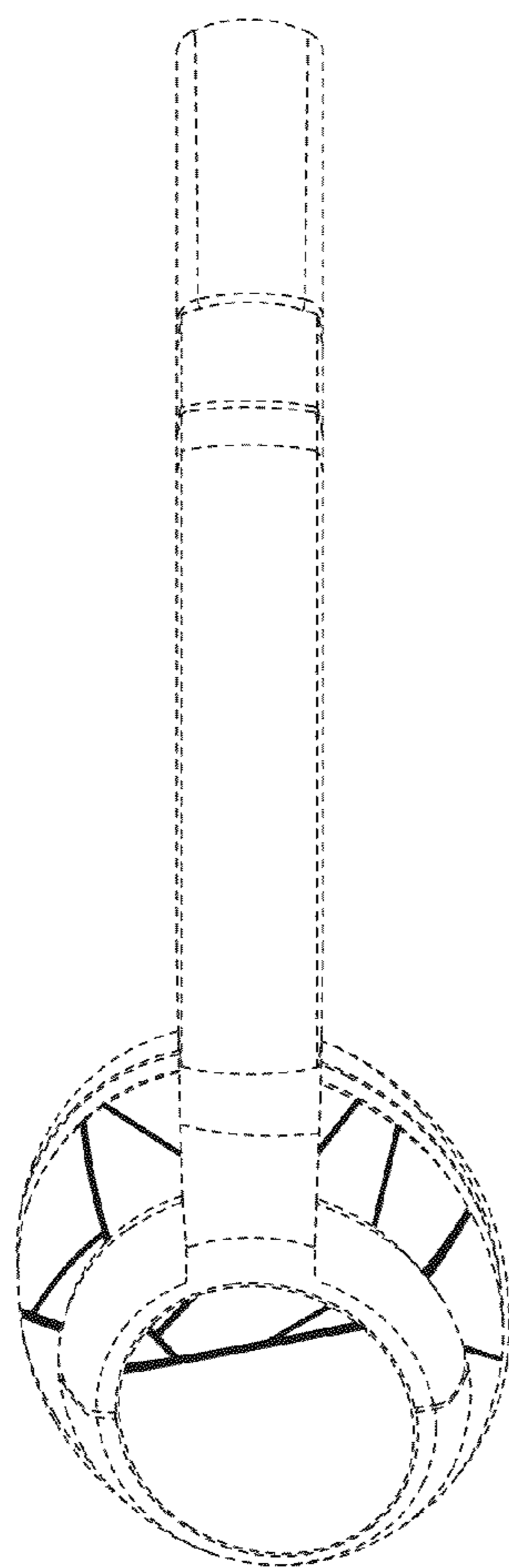
**FIG. 1**



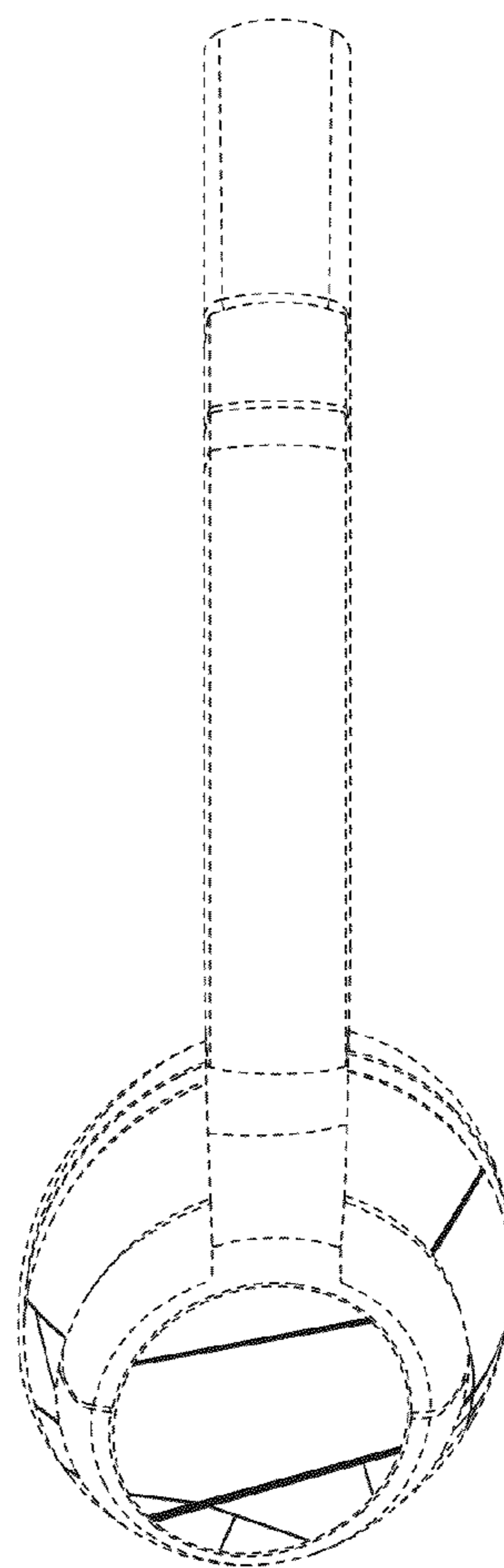
**FIG. 2**



**FIG. 3**

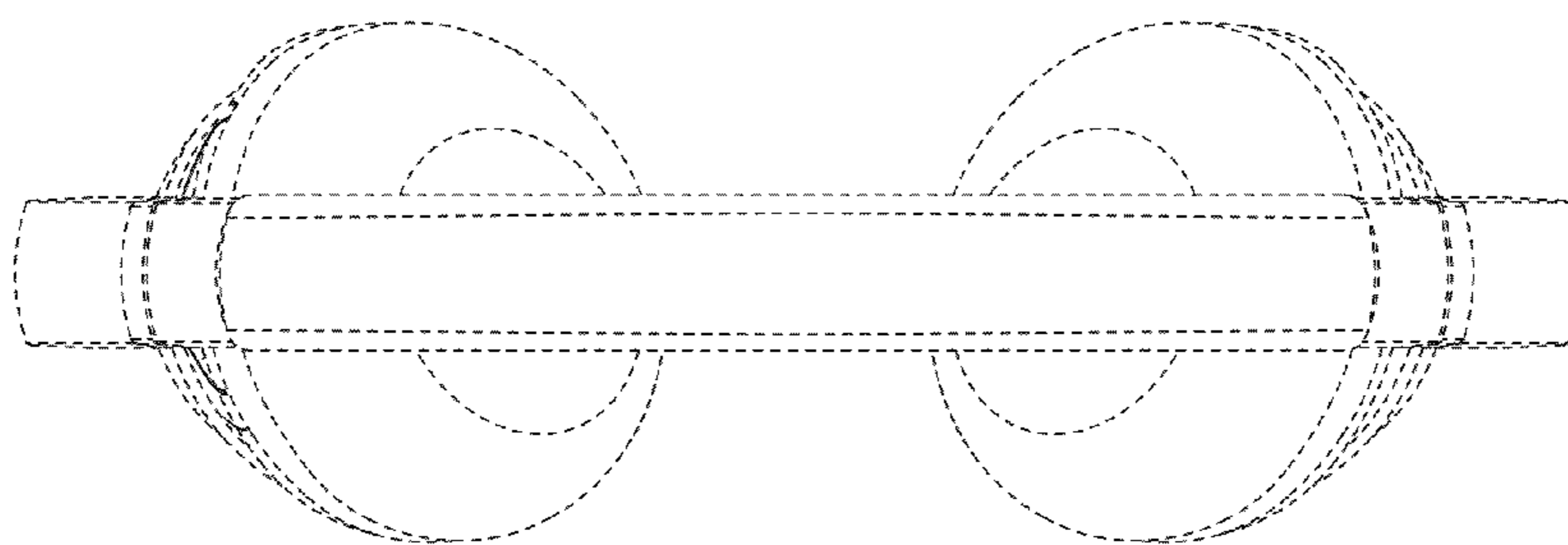


**FIG. 4**

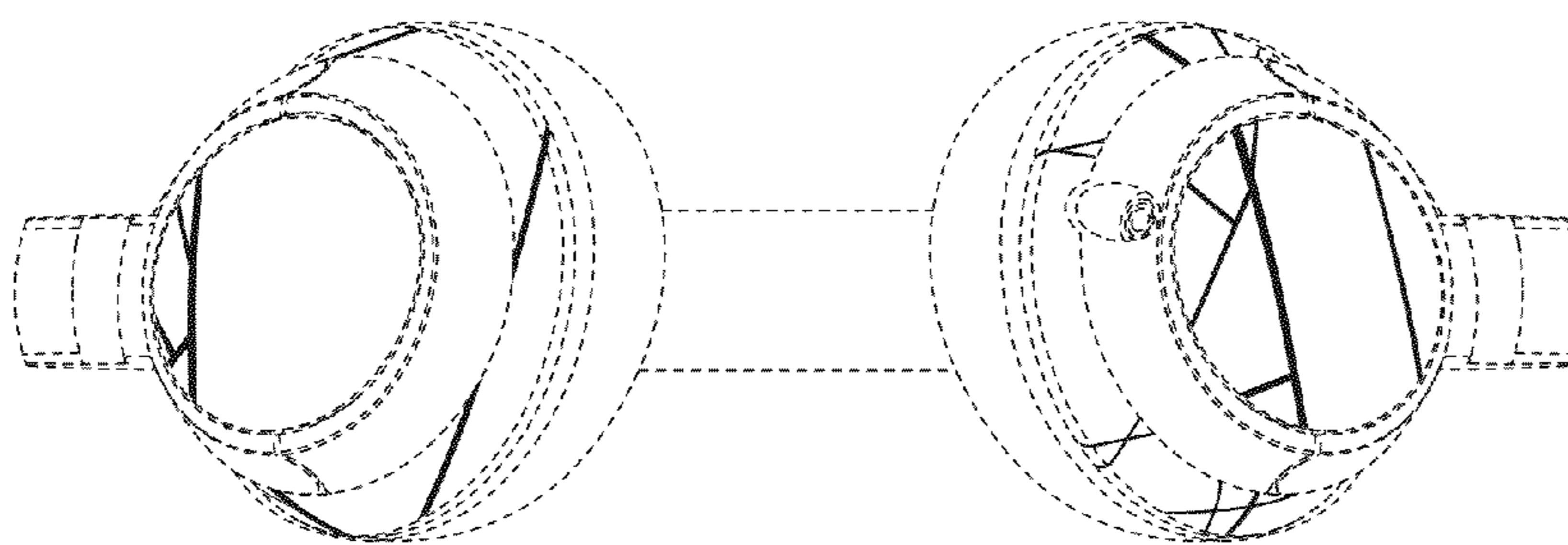


**FIG. 5**





**FIG. 6**



**FIG. 7**