



US00D727279S

(12) **United States Design Patent**
Schaal et al.

(10) **Patent No.:** **US D727,279 S**
(45) **Date of Patent:** **** *Apr. 21, 2015**

(54) **SURFACE PATTERN FOR HEADPHONES**

(71) Applicant: **Bose Corporation**, Framingham, MA (US)

(72) Inventors: **Nathan David Schaal**, Cambridge, MA (US); **Joshua Kevin Dryden**, Marlborough, MA (US); **Mitchell Joseph Silva**, Groton, MA (US)

(73) Assignee: **Bose Corporation**, Framingham, MA (US)

(*) Notice: This patent is subject to a terminal disclaimer.

(**) Term: **14 Years**

(21) Appl. No.: **29/480,912**

(22) Filed: **Jan. 30, 2014**

(51) **LOC (10) Cl.** **14-01**

(52) **U.S. Cl.**
USPC **D14/205**

(58) **Field of Classification Search**
CPC H04R 25/00; H04R 1/10; H04R 1/105; H04R 5/0335
USPC D14/205, 223; 181/129, 130, 135; 379/430, 431; 381/380, 381, 384, 328, 381/370, 374; 455/90.3, 575.1
See application file for complete search history.

(56) **References Cited**

U.S. PATENT DOCUMENTS

D316,550 S * 4/1991 Sogabe D14/168
D334,043 S * 3/1993 Taniguchi et al. D14/218
7,068,803 B2 * 6/2006 Kuhlmann et al. 381/328
D554,109 S * 10/2007 Ledbetter et al. D14/223

D558,735 S * 1/2008 Carr et al. D14/206
D573,977 S * 7/2008 Ledbetter et al. D14/205
D582,389 S * 12/2008 Bose et al. D14/205
D582,889 S * 12/2008 Bose et al. D14/205
D584,284 S * 1/2009 Carr et al. D14/206
D641,737 S 7/2011 Krauss et al.
8,073,181 B2 * 12/2011 Bakalos et al. 381/384
D652,817 S * 1/2012 Lee et al. D14/205
D659,117 S 5/2012 Krauss et al.
D684,950 S 6/2013 Schaal et al.
D684,953 S 6/2013 Schaal et al.
D686,191 S 7/2013 Schaal et al.
D695,265 S 12/2013 Schaal et al.
D695,266 S 12/2013 Schaal et al.
D695,267 S 12/2013 Schaal et al.
D697,049 S 1/2014 Krauss et al.
D699,703 S 2/2014 Schaal et al.
D712,884 S * 9/2014 Krauss et al. D14/223

* cited by examiner

Primary Examiner — Paula Greene

(57) **CLAIM**

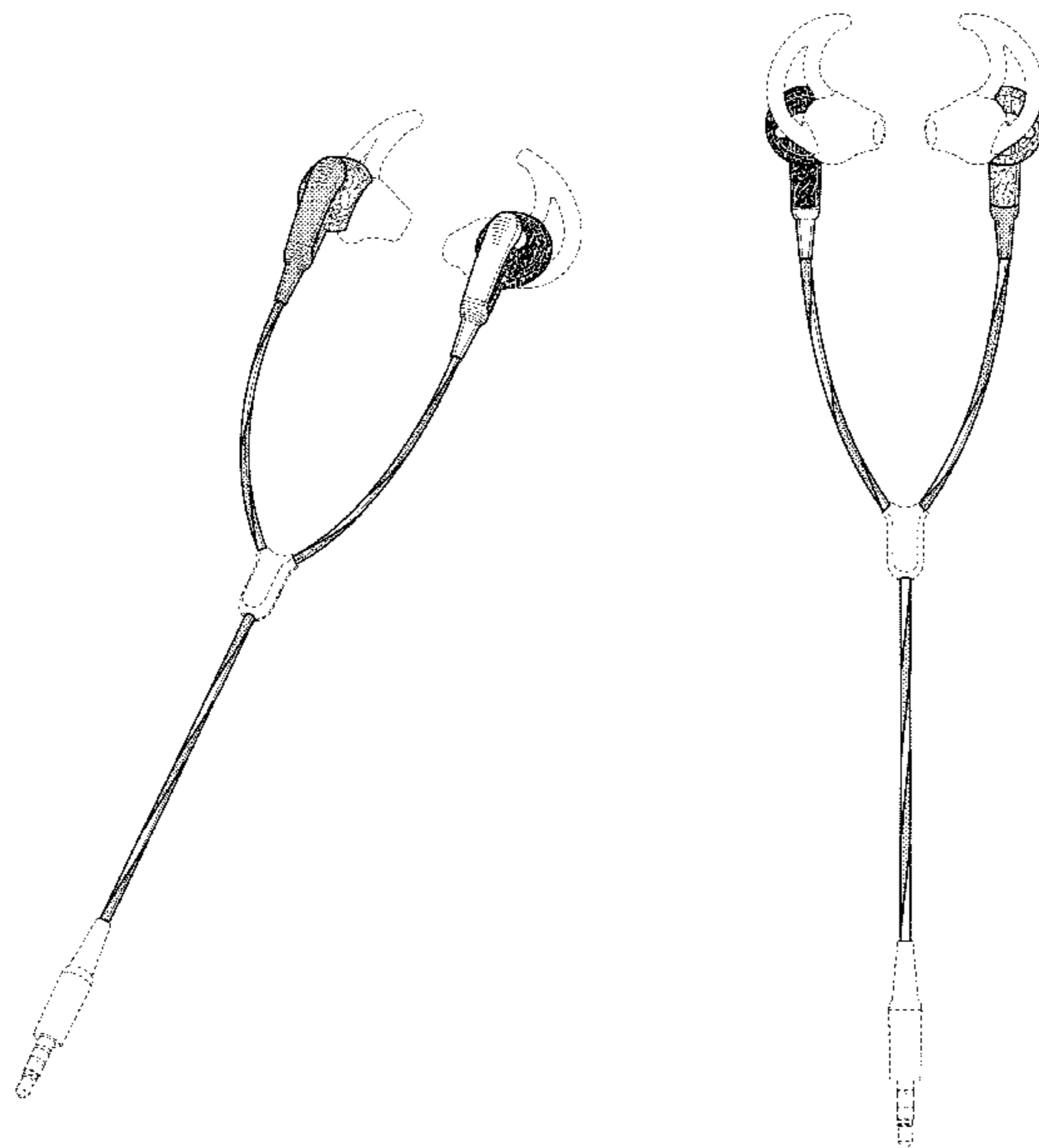
The ornamental design for a surface pattern for headphones, substantially as shown and described.

DESCRIPTION

FIG. 1 is a perspective view of a set of headphones bearing a surface pattern as seen from the front, bottom, and right side; FIG. 2 is front view thereof; FIG. 3 is a back view thereof; FIG. 4 is a left side view thereof; FIG. 5 is a right side view thereof; FIG. 6 is a top end view thereof; and, FIG. 7 is a bottom end view thereof.

The dotted line portions of the drawings represent environmental structure only and do not form part of the claimed design.

1 Claim, 4 Drawing Sheets



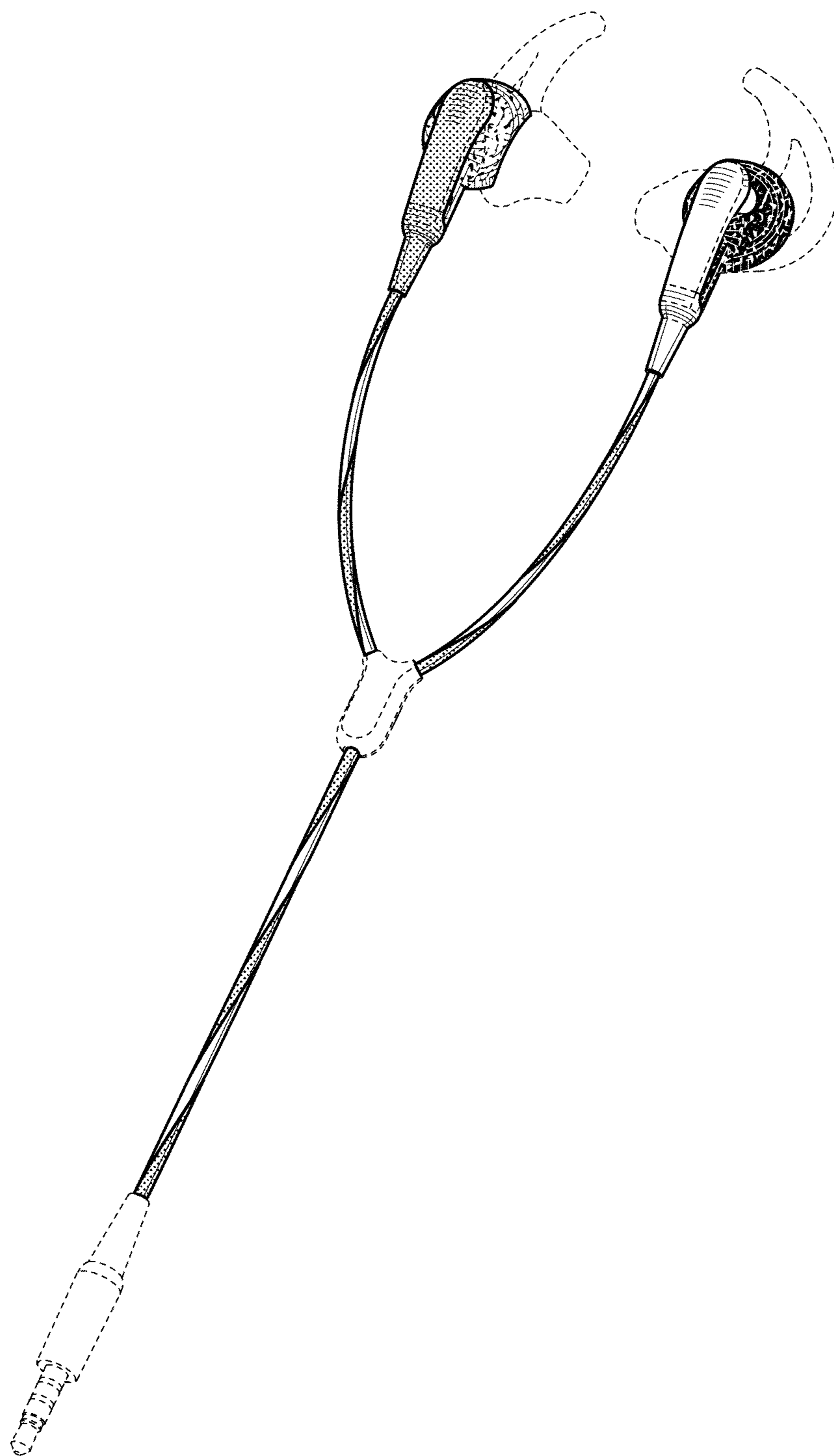


FIG. 1

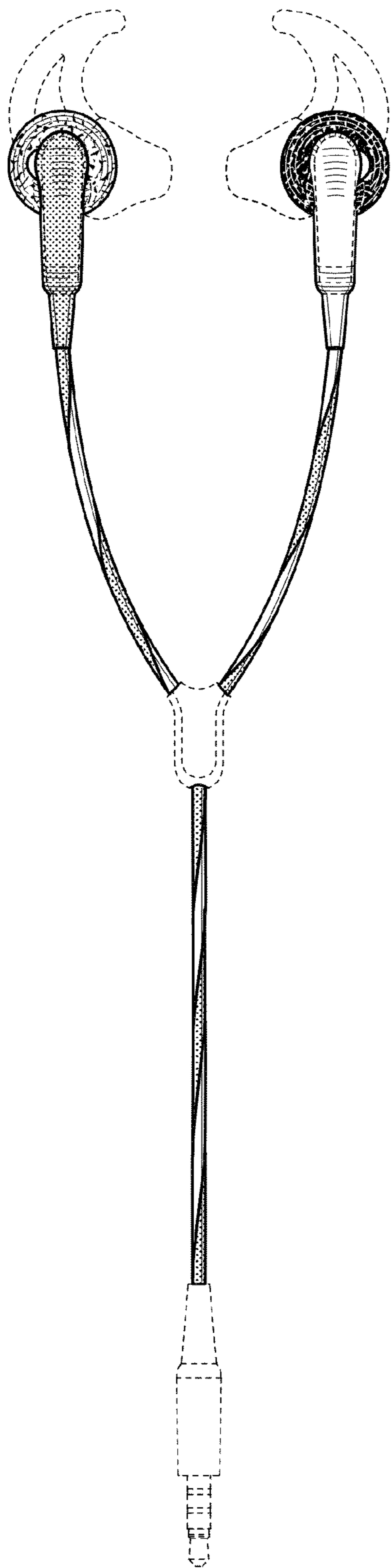


FIG. 2

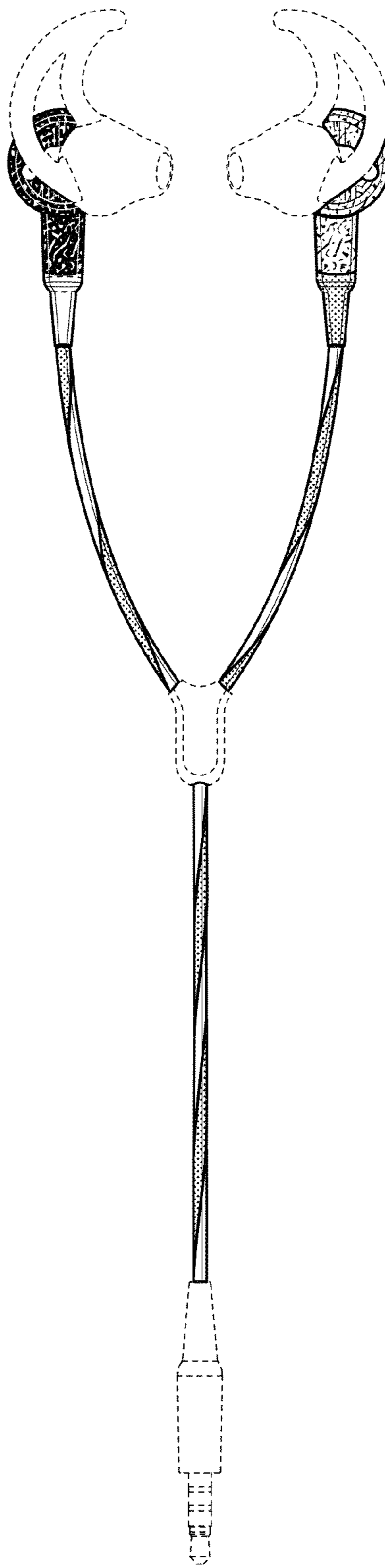


FIG. 3

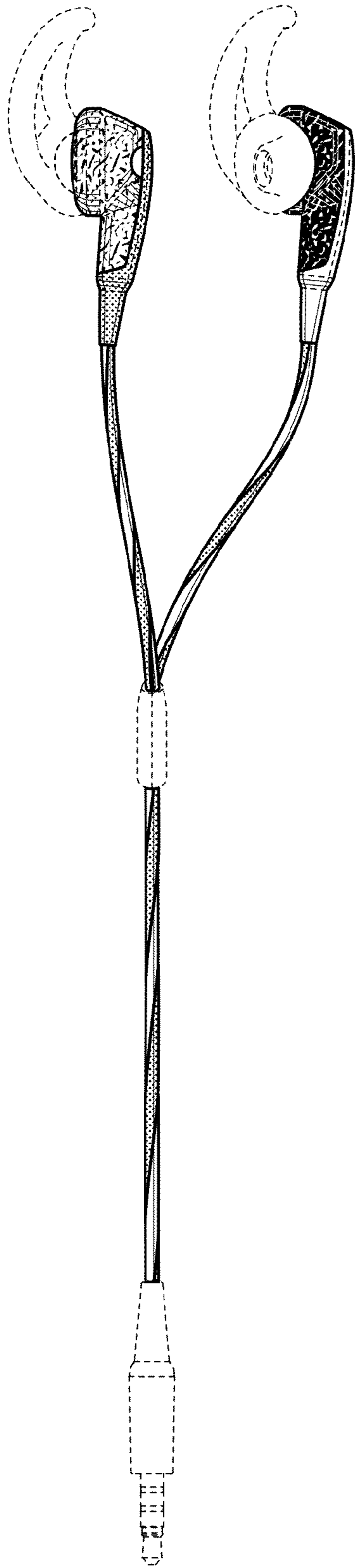


FIG. 4

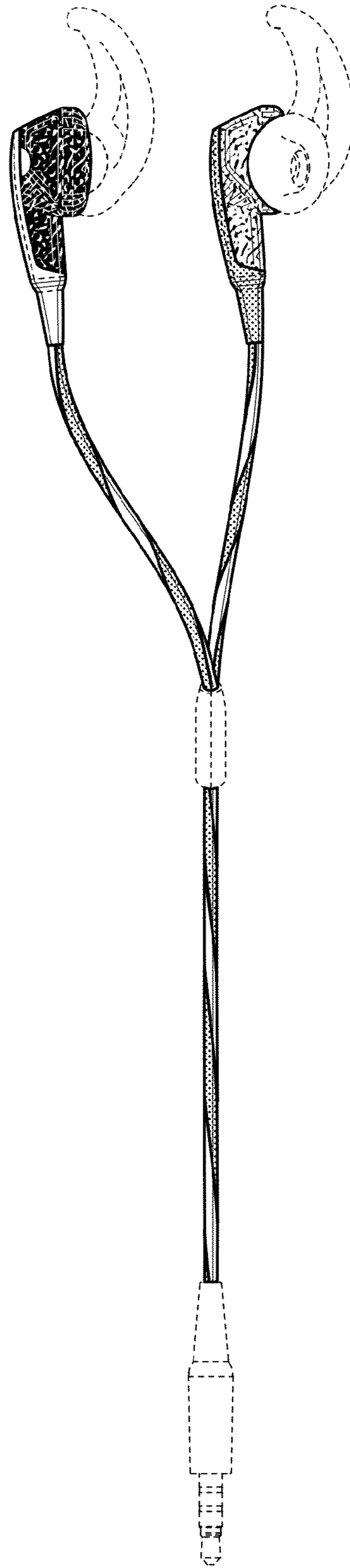


FIG. 5

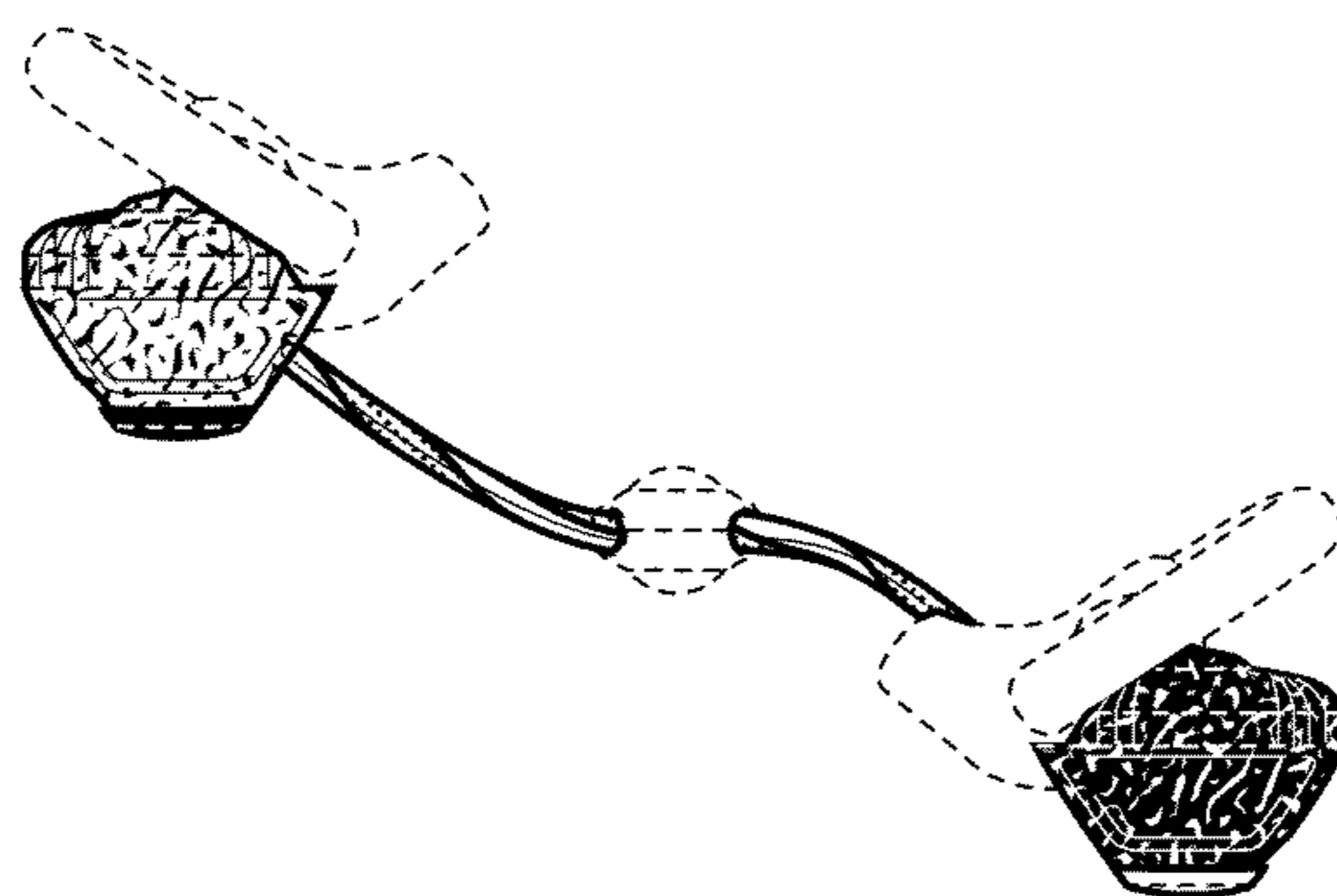


FIG. 6

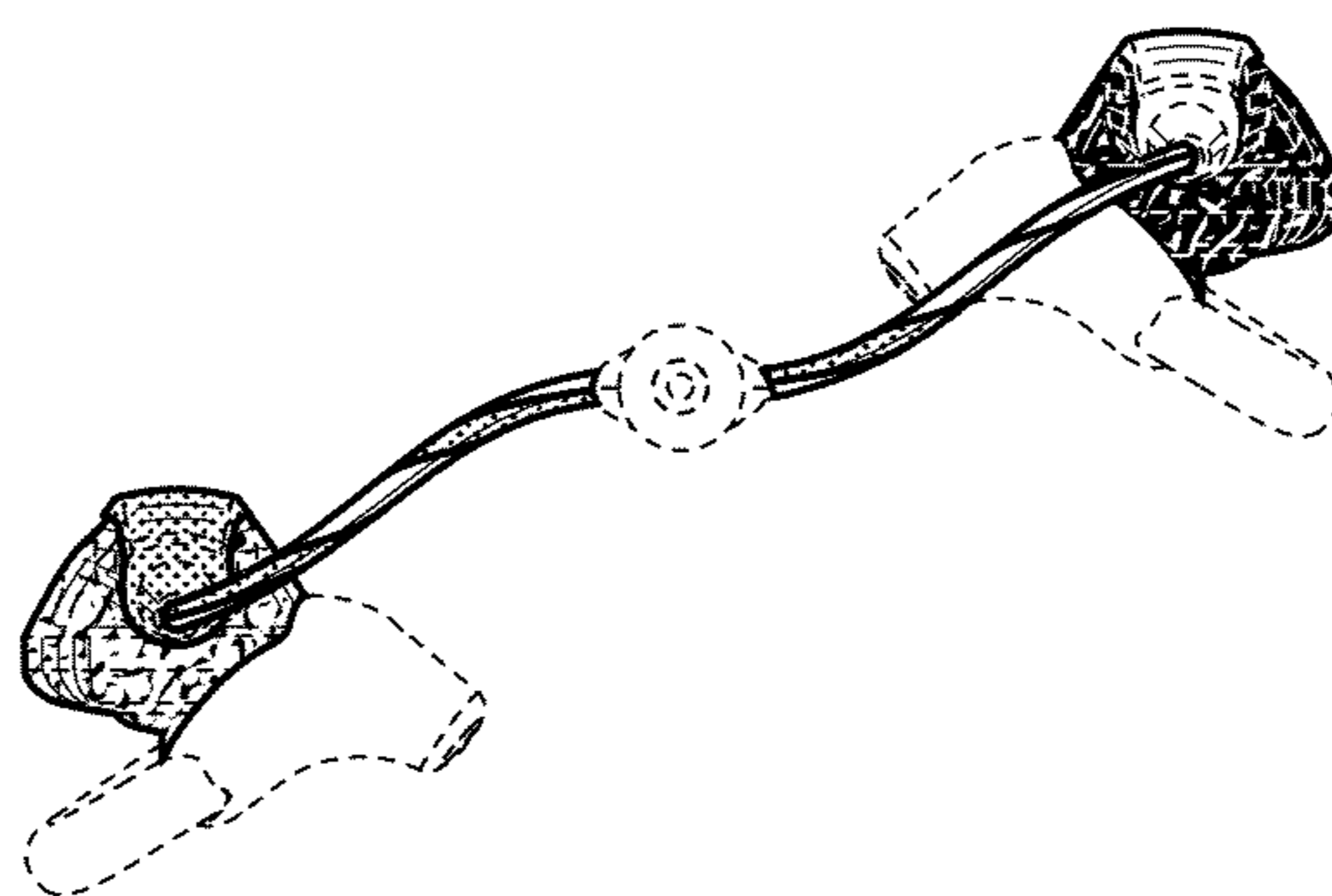


FIG. 7