



US00D727274S

(12) **United States Design Patent**  
**Park et al.**

(10) **Patent No.:** **US D727,274 S**

(45) **Date of Patent:** **\*\* \*Apr. 21, 2015**

(54) **SET-TOP BOX**

(71) Applicant: **OpenTV, Inc.**, San Francisco, CA (US)

(72) Inventors: **Joonyoung Park**, Mountain View, CA (US); **Jihyun Park**, Mountain View, CA (US); **Kiyoung Lee**, Songnam (KR); **Haejoo Lee**, Songnam (KR)

(73) Assignee: **OpenTV, Inc.**, San Francisco, CA (US)

(\*) Notice: This patent is subject to a terminal disclaimer.

(\*\*) Term: **14 Years**

(21) Appl. No.: **29/462,084**

(22) Filed: **Jul. 30, 2013**

(51) **LOC (10) Cl.** ..... **14-03**

(52) **U.S. Cl.**  
USPC ..... **D14/125**

(58) **Field of Classification Search**  
USPC ..... D14/125, 357-358, 496, 188, 242, 432;  
D13/184; 348/10, 460, 706, 731;  
340/825.03; 455/6.1, 6.2; 312/223.1,  
312/7.2

See application file for complete search history.

(56) **References Cited**

**U.S. PATENT DOCUMENTS**

D310,825 S \* 9/1990 Crease et al. .... D14/355  
D363,703 S \* 10/1995 Ray et al. .... D14/355  
D436,956 S \* 1/2001 Goto ..... D14/356  
D596,198 S \* 7/2009 Matsuoka ..... D14/505  
D604,729 S \* 11/2009 Andre et al. .... D14/314

D620,953 S \* 8/2010 Andre et al. .... D14/496  
D636,357 S \* 4/2011 Kim et al. .... D14/125  
D640,646 S \* 6/2011 Wu et al. .... D14/125  
D641,363 S \* 7/2011 Dublin ..... D14/356  
D650,394 S \* 12/2011 Seoc et al. .... D14/496  
D657,784 S \* 4/2012 Akana et al. .... D14/314  
D658,611 S \* 5/2012 Bang et al. .... D14/125  
D659,637 S \* 5/2012 Hwang et al. .... D13/108

\* cited by examiner

*Primary Examiner* — Randall Gholson

(74) *Attorney, Agent, or Firm* — Dickinson Wright PLLC

(57) **CLAIM**

The ornamental design for a set-top box, as shown and described.

**DESCRIPTION**

FIG. 1 is a perspective view of a set-top box according to an aspect of the disclosure;

FIG. 2 is a top view of a set-top box according to an aspect of the disclosure;

FIG. 3 is a front view of a set-top box according to an aspect of the disclosure;

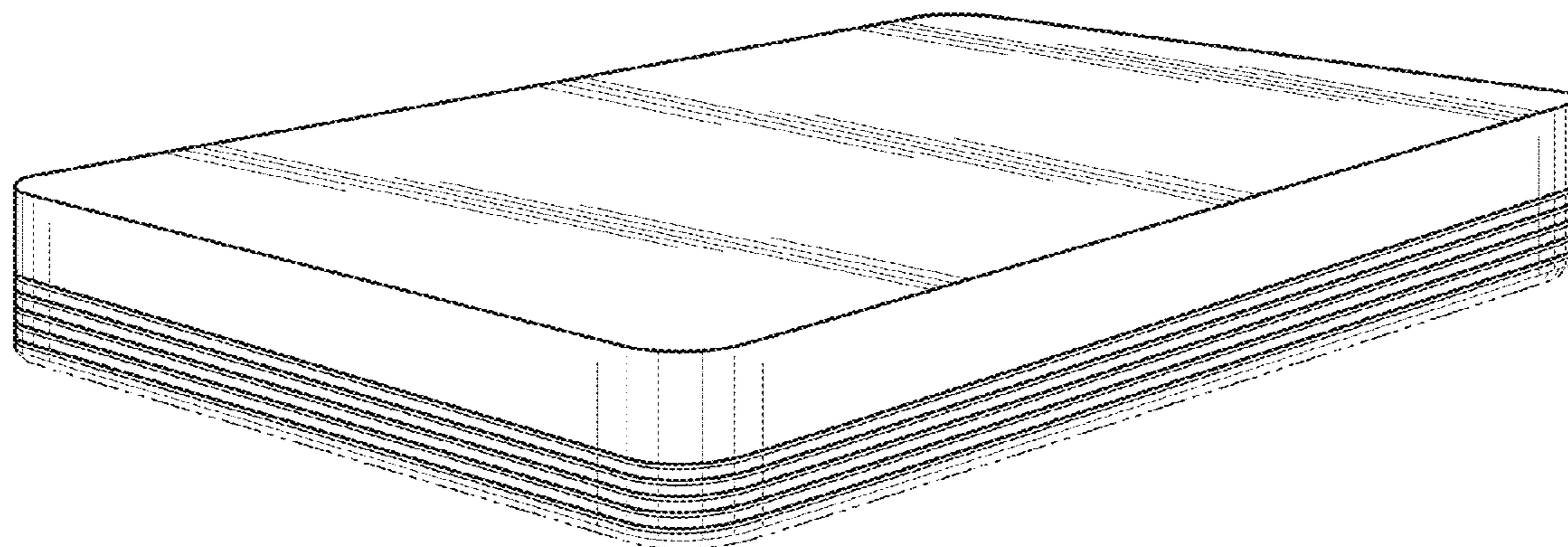
FIG. 4 is a rear view of a set-top box according to an aspect of the disclosure;

FIG. 5 is a side view of a set-top box according to an aspect of the disclosure; and,

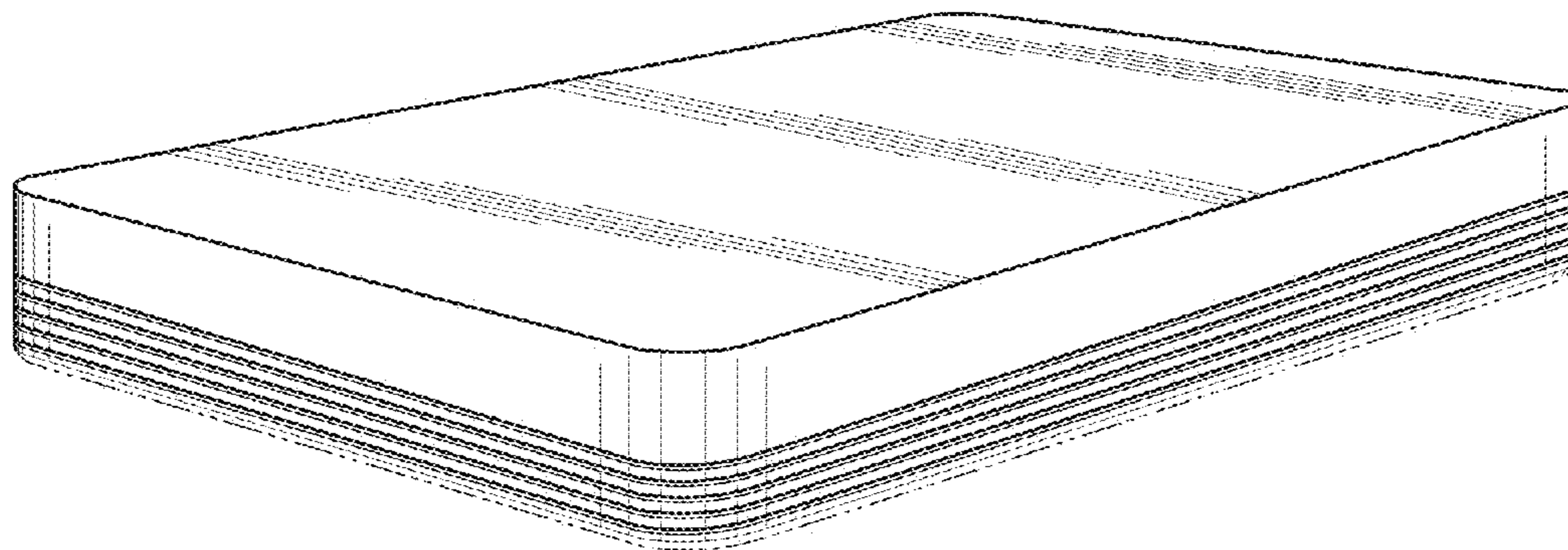
FIG. 6 is another side view of a set-top box according to an aspect of the disclosure.

The broken phantom lines depict unclaimed subject matter only and form no part of the claimed design. The bottom view forms no part of the claimed design.


**1 Claim, 3 Drawing Sheets**



**FIG. 1**



**FIG. 2**






FIG. 3




FIG. 4




FIG. 5




FIG. 6