



US00D727267S

(12) **United States Design Patent**  
**Anselment et al.**

(10) **Patent No.:** **US D727,267 S**  
(45) **Date of Patent:** **\*\* Apr. 21, 2015**

(54) **CONNECTING MODULE**

(71) Applicant: **Sick AG**, Waldkirch (DE)  
(72) Inventors: **Christoph Anselment**, Waldkirch (DE);  
**Jakob Burger**, Waldkirch (DE)

(73) Assignee: **Sick AG**, Waldkirch (DE)

(\*\*) Term: **14 Years**

(21) Appl. No.: **29/467,721**

(22) Filed: **Sep. 23, 2013**

(30) **Foreign Application Priority Data**

Mar. 28, 2013 (EM) ..... 002210864

(51) **LOC (10) Cl.** ..... **13-03**

(52) **U.S. Cl.**  
USPC ..... **D13/147**

(58) **Field of Classification Search**  
USPC ..... D13/147, 154, 184, 199  
See application file for complete search history.

(56) **References Cited**

**U.S. PATENT DOCUMENTS**

D364,383 S \* 11/1995 Yamada et al. .... D13/182  
D364,384 S \* 11/1995 Shimizu et al. .... D13/182

6,634,910 B2 \* 10/2003 Lieb et al. .... 439/715  
D544,441 S \* 6/2007 Sichner et al. .... D13/123  
D544,836 S \* 6/2007 Sichner et al. .... D13/123  
D545,762 S \* 7/2007 Sichner et al. .... D13/123  
D580,885 S \* 11/2008 Detering ..... D13/165  
2013/0305821 A1 \* 11/2013 Dobebe ..... 73/431

\* cited by examiner

*Primary Examiner* — Daniel Bui

(74) *Attorney, Agent, or Firm* — Nath, Goldberg & Meyer;  
Jerald L. Meyer; Tiffany A. Johnson

(57) **CLAIM**


The ornamental design for a connecting module, as shown and described.


**DESCRIPTION**

FIG. 1 is a perspective view of the claimed design;  
FIG. 2 is a front view thereof;  
FIG. 3 is a back view thereof;  
FIG. 4 is a right side view thereof;  
FIG. 5 is a left side view thereof;  
FIG. 6 is a top view thereof; and,  
FIG. 7 is a bottom view thereof.


As shown in FIG. 7, the top portion of the connecting module is shown in broken lines to illustrate the environment only and forms no parts of the claimed design.

**1 Claim, 6 Drawing Sheets**






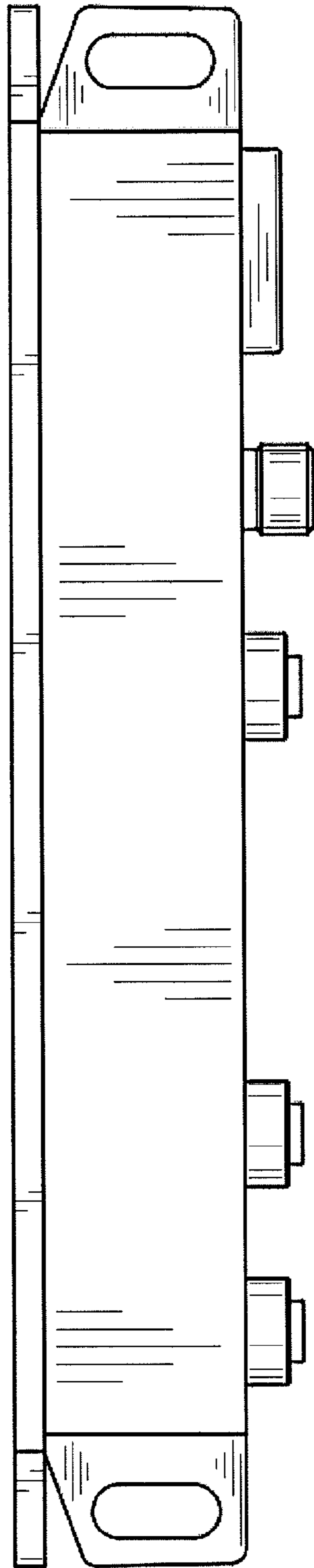
**FIG. 1**



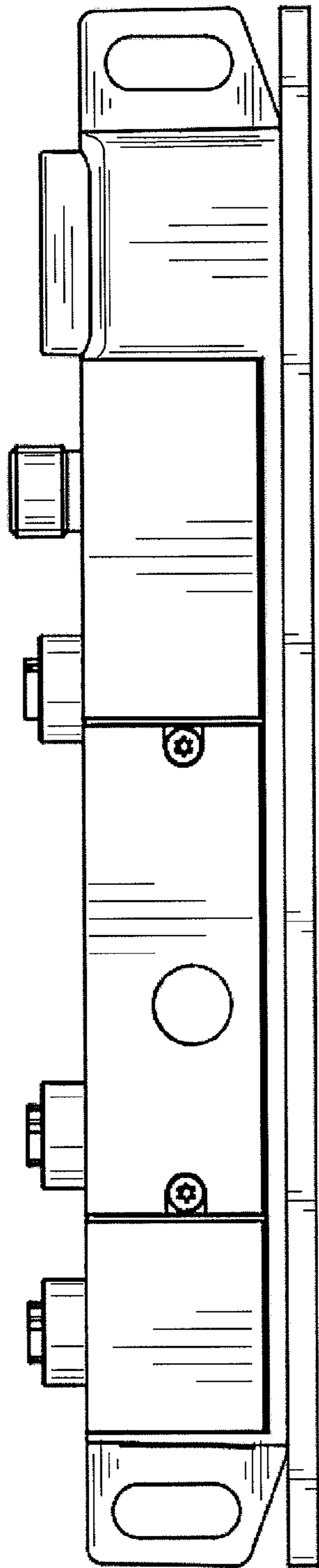
**FIG. 2**



**FIG. 3**

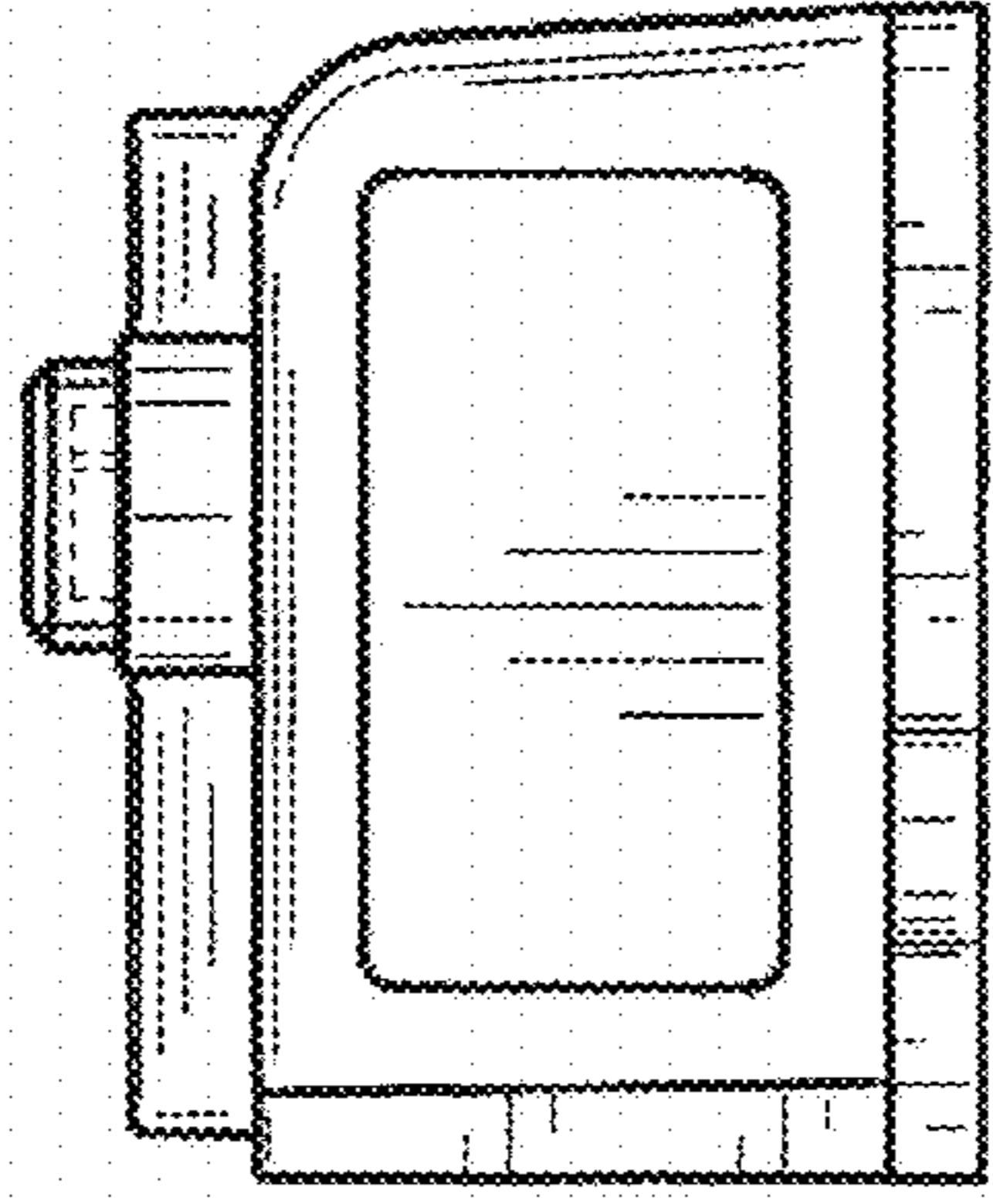


**FIG. 4**

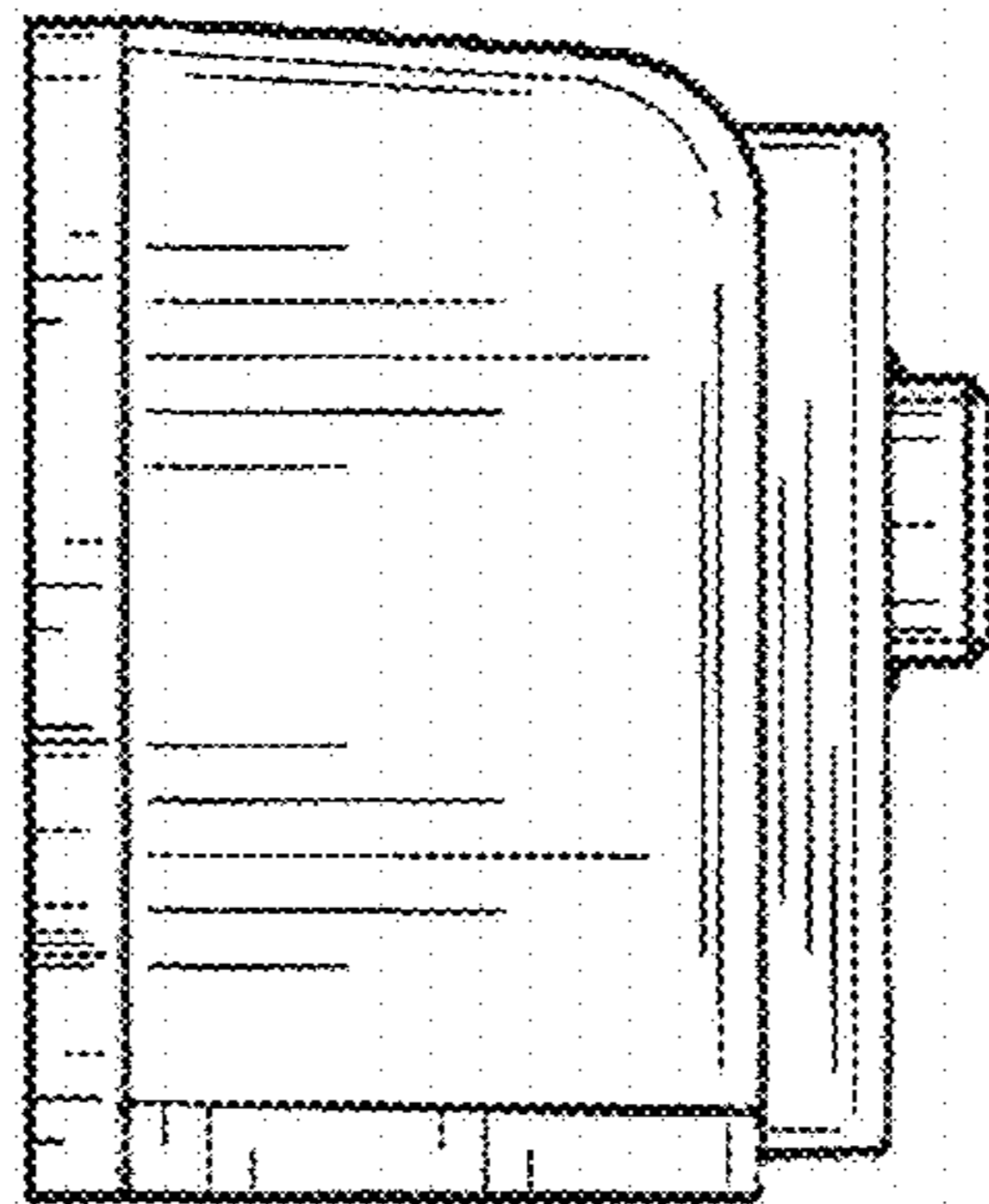


**FIG. 5**





**FIG. 7**



**FIG. 6**