



US00D727258S

(12) **United States Design Patent**
Miller et al.

(10) **Patent No.:** **US D727,258 S**
(45) **Date of Patent:** **** Apr. 21, 2015**

(54) **PORTABLE POWER CHARGER**

(71) Applicants: **Garold C. Miller**, Glastonbury, CT (US); **Nathan Daniel Weinstein**, Glastonbury, CT (US)

(72) Inventors: **Garold C. Miller**, Glastonbury, CT (US); **Nathan Daniel Weinstein**, Glastonbury, CT (US)

(73) Assignee: **Halo2Cloud, LLC**, Glastonbury, CT (US)

(**) Term: **14 Years**

(21) Appl. No.: **29/478,785**

(22) Filed: **Jan. 8, 2014**

Related U.S. Application Data

(62) Division of application No. 29/440,522, filed on Dec. 21, 2012, now Pat. No. Des. 697,867.

(51) **LOC (10) Cl.** **13-02**

(52) **U.S. Cl.**
USPC **D13/108**; D13/103

(58) **Field of Classification Search**
CPC Y02E 60/10; Y02E 60/12; Y02E 60/122; Y02E 60/124; Y02E 60/50; H01M 2/02; H01M 2/022; H01M 2/0202; H01M 2/0207; H01M 2/0212; H01M 2/1061; H01M 2/1022; H01M 2/1055; H01M 2/1066; H01M 2/105; H01M 2/20; H01M 2/202; H01M 2/204; H01M 2/206; H01M 10/4257; H01M 10/0436; H01M 10/48; H01M 10/44; H01M 10/46; H01M 10/465; H01M 10/482; H01M 10/488; H01M 10/24; H01M 2200/30; H01M 2250/30; H01M 2250/40; H02J 7/00; H02J 7/0003; H02J 7/0011; H02J 7/0013; H02J 7/02; H02J 7/04; H02J 7/0027; H02J 7/0054; H02J 7/0055; H02J 2007/0062
USPC D13/102-110, 118-119, 184, 199; D14/356, 432; 320/103, 111-115, 320/135-146

See application file for complete search history.

(56) **References Cited**

U.S. PATENT DOCUMENTS

D416,233 S 11/1999 Tsai
6,528,970 B1 3/2003 Liu et al.

(Continued)

Primary Examiner — Rosemary K Tarcza

(74) *Attorney, Agent, or Firm* — McCormick, Paulding & Huber LLP

(57) **CLAIM**

The ornamental design for a portable power charger, as shown and described.

DESCRIPTION

FIG. 1 is a front, top perspective view of a portable power charger comprising an embodiment of a new, original and ornamental design;

FIG. 2 is a top view of a portable power charger comprising an embodiment of the new, original and ornamental design, shown in an open position;

FIG. 3 is a bottom view of a portable power charger comprising an embodiment of the new, original and ornamental design;

FIG. 4 is a left-hand side view of a portable power charger comprising an embodiment of the new, original and ornamental design;

FIG. 5 is a right-hand side view of a portable power charger comprising an embodiment of the new, original and ornamental design;

FIG. 6 is another right-hand side view of a portable power charger comprising an embodiment of the new, original and ornamental design, shown in an open position;

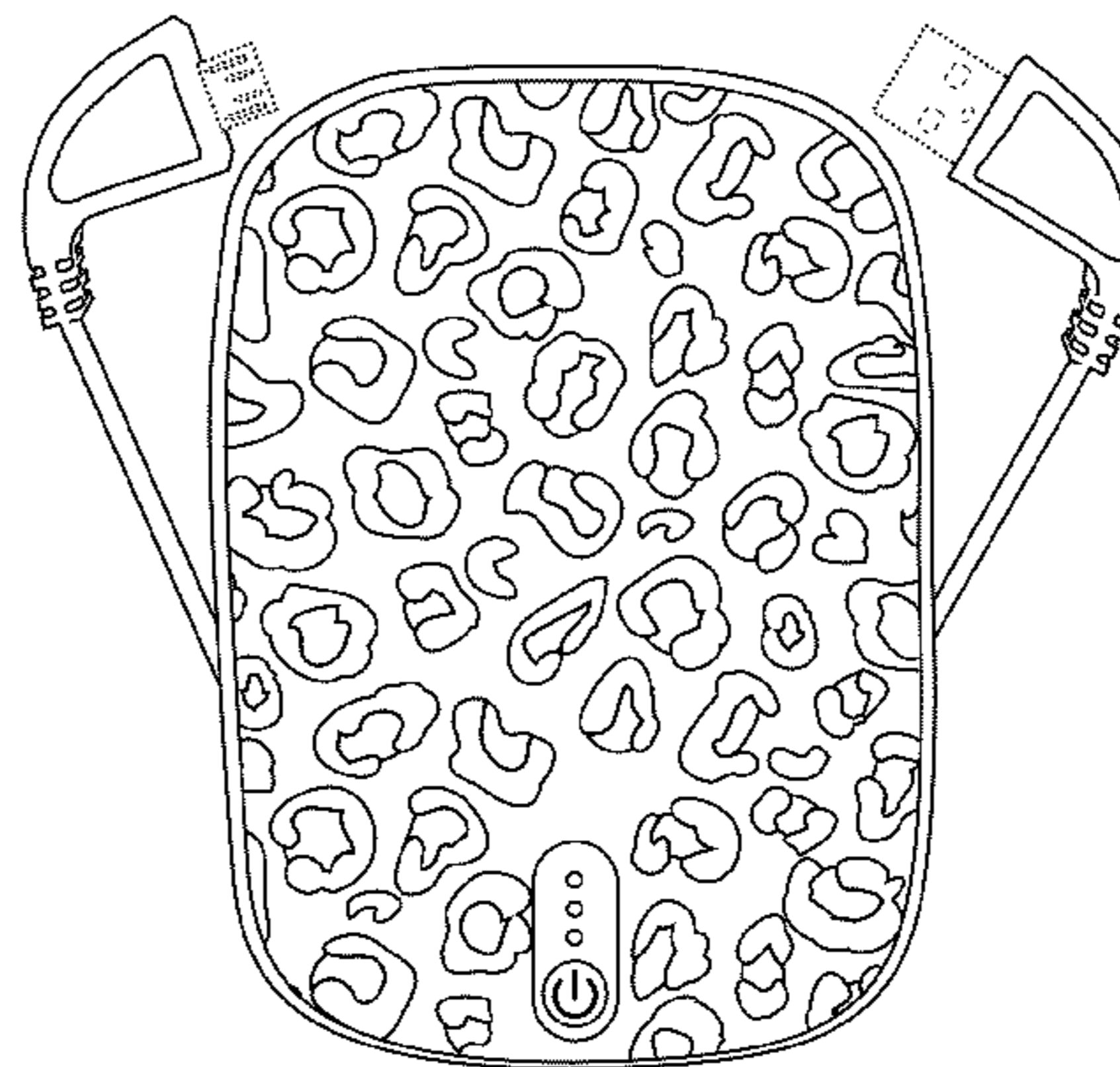
FIG. 7 is a front view of a portable power charger comprising an embodiment of the new, original and ornamental design;

FIG. 8 is a rear view of a portable power charger comprising an embodiment of the new original and ornamental design; and,

FIG. 9 is another rear view of a portable power charger comprising an embodiment of the new original and ornamental design, shown in an open position.

The broken line portion of the figure drawings is included to show unclaimed subject matter only and forms no part of the claimed design.

1 Claim, 4 Drawing Sheets



(56)

References Cited

U.S. PATENT DOCUMENTS

6,612,875 B1 9/2003 Liao
 6,894,457 B2 5/2005 Germagian et al.
 D592,138 S * 5/2009 Mahaffey et al. D13/123
 D618,237 S * 6/2010 Wang D14/356
 D628,535 S * 12/2010 Cheng D13/108
 D636,337 S 4/2011 Smith et al.
 D641,754 S * 7/2011 Camarena et al. D14/356
 D642,514 S * 8/2011 Van Den Donker et al. D13/102
 D643,427 S * 8/2011 McGoldrick et al. D14/356
 D653,609 S * 2/2012 Bende D13/102
 D656,091 S * 3/2012 van den Donker et al. .. D13/102
 D656,096 S * 3/2012 Sasada et al. D13/108
 D659,094 S * 5/2012 Brand et al. D13/108
 D662,050 S * 6/2012 Tien D13/108
 D663,684 S * 7/2012 Yang D13/108

D663,685 S * 7/2012 Yang D13/108
 D667,788 S * 9/2012 Mai D13/110
 D672,309 S * 12/2012 Tien D13/108
 D674,748 S * 1/2013 Ferber et al. D13/108
 D675,156 S * 1/2013 Vandiver et al. D13/108
 D680,063 S * 4/2013 Sasada D13/103
 D682,196 S * 5/2013 Leung D13/103
 D682,197 S * 5/2013 Leung D13/103
 D686,153 S * 7/2013 Qu D13/103
 D694,703 S * 12/2013 Faro D13/103
 D697,867 S * 1/2014 Weinstein et al. D13/108
 D704,626 S * 5/2014 Li D13/103
 D709,026 S * 7/2014 Lee et al. D13/103
 D712,822 S * 9/2014 Brusaw et al. D13/102
 D713,785 S * 9/2014 Tehrani D13/108
 2004/0085694 A1 5/2004 Germagian et al.
 2012/0238132 A1 9/2012 McSweyn
 2014/0042969 A1* 2/2014 Miller et al. 320/111

* cited by examiner

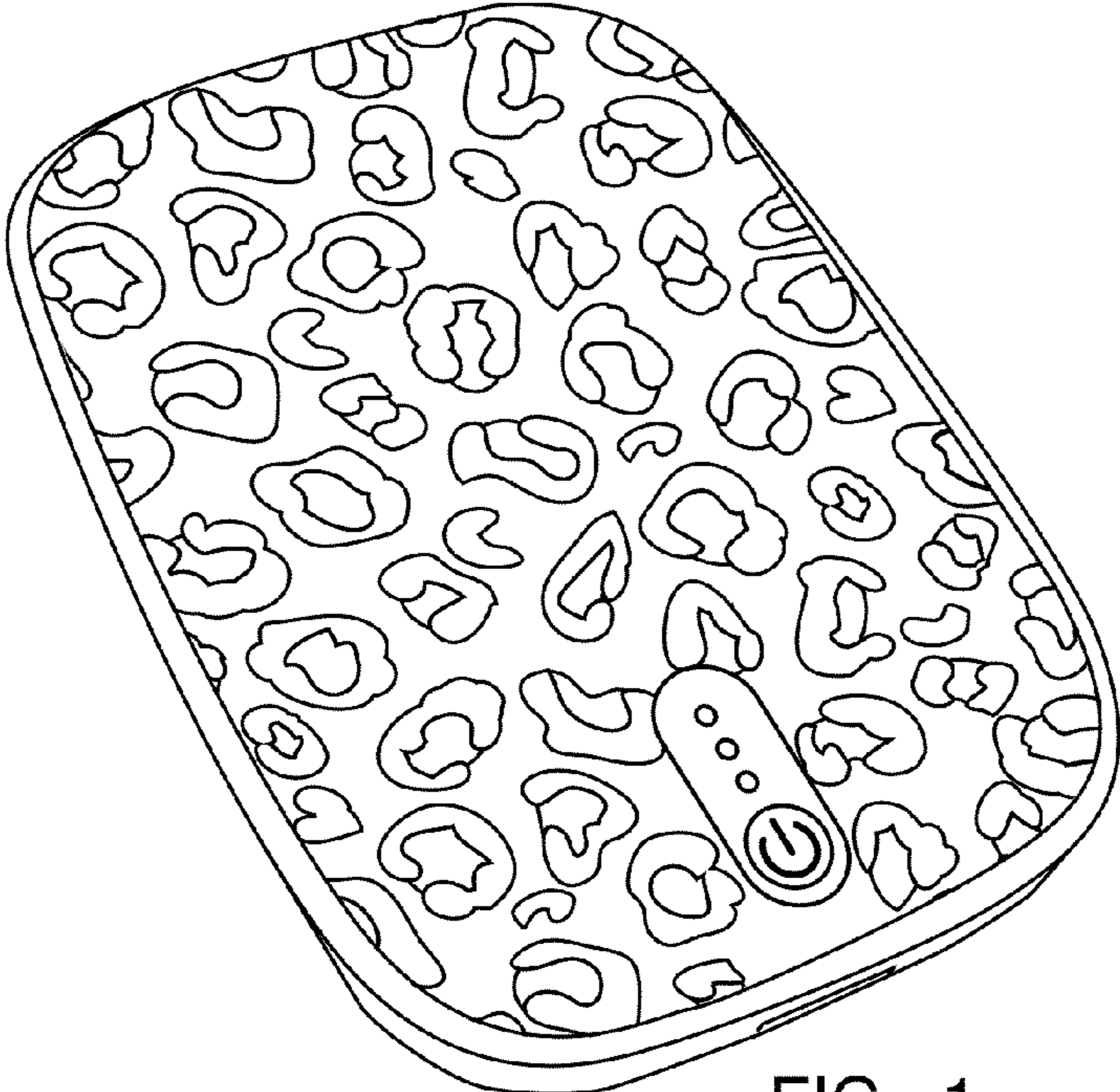


FIG. 1



FIG. 2




FIG. 3

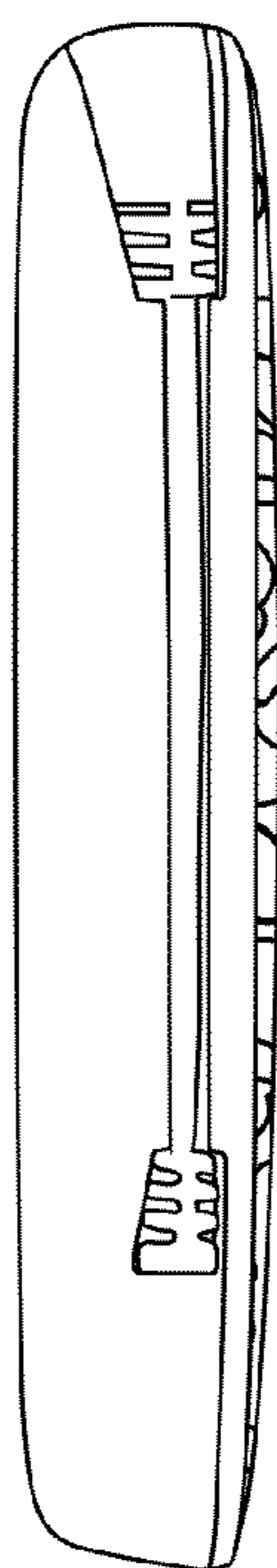


FIG. 4

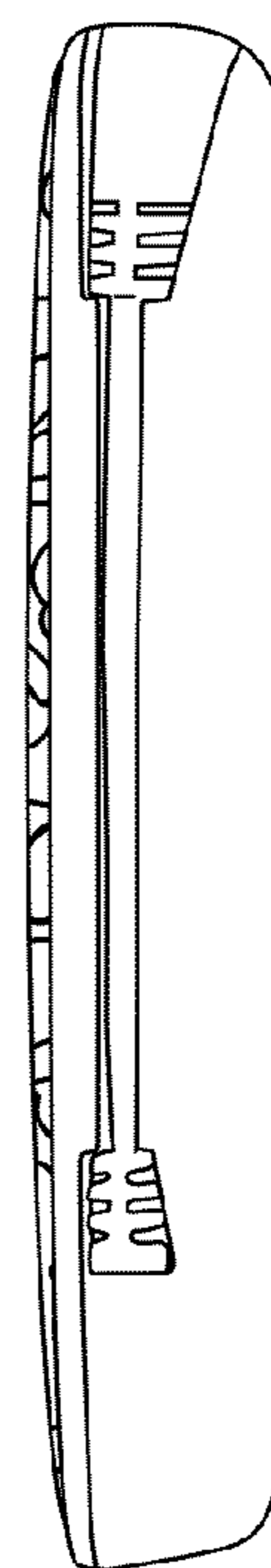


FIG. 5

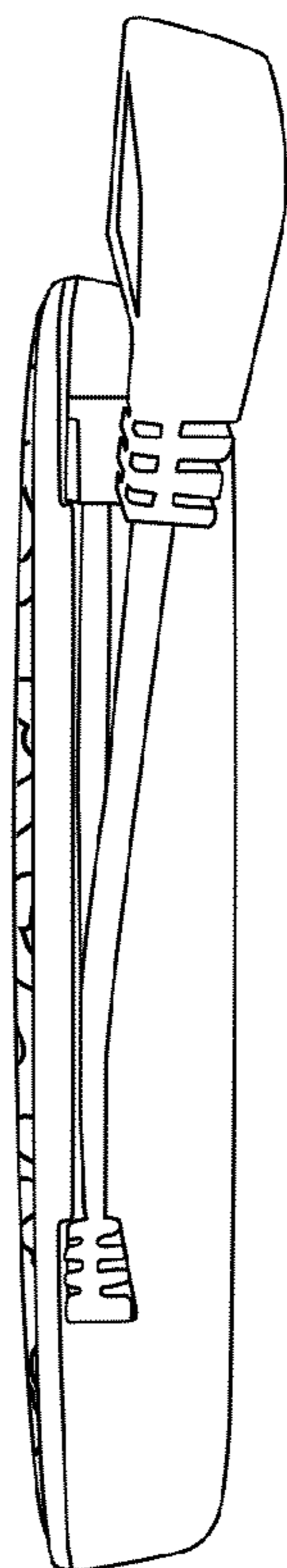


FIG. 6

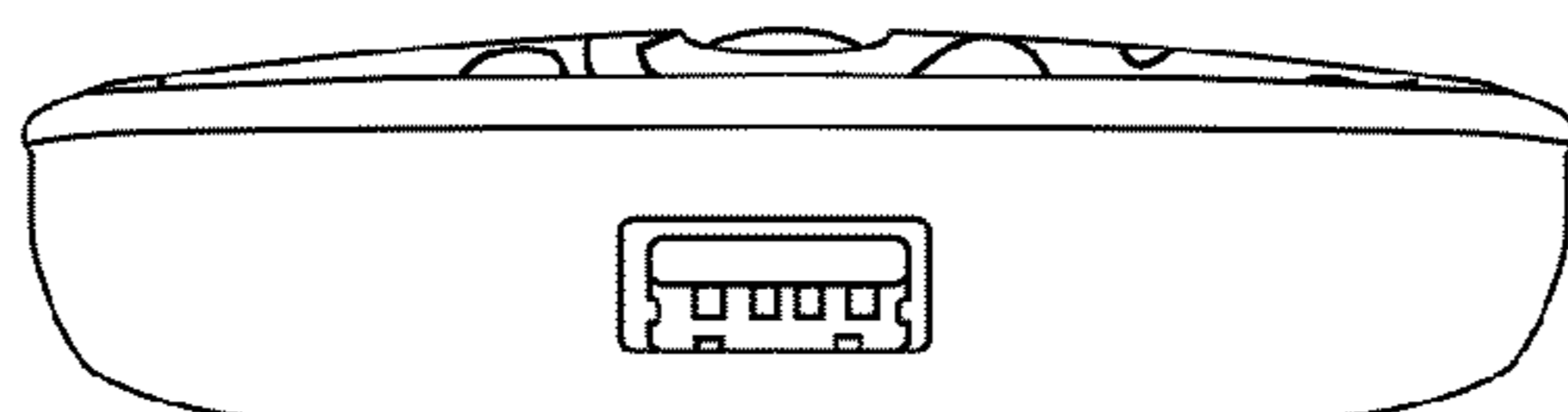


FIG. 7

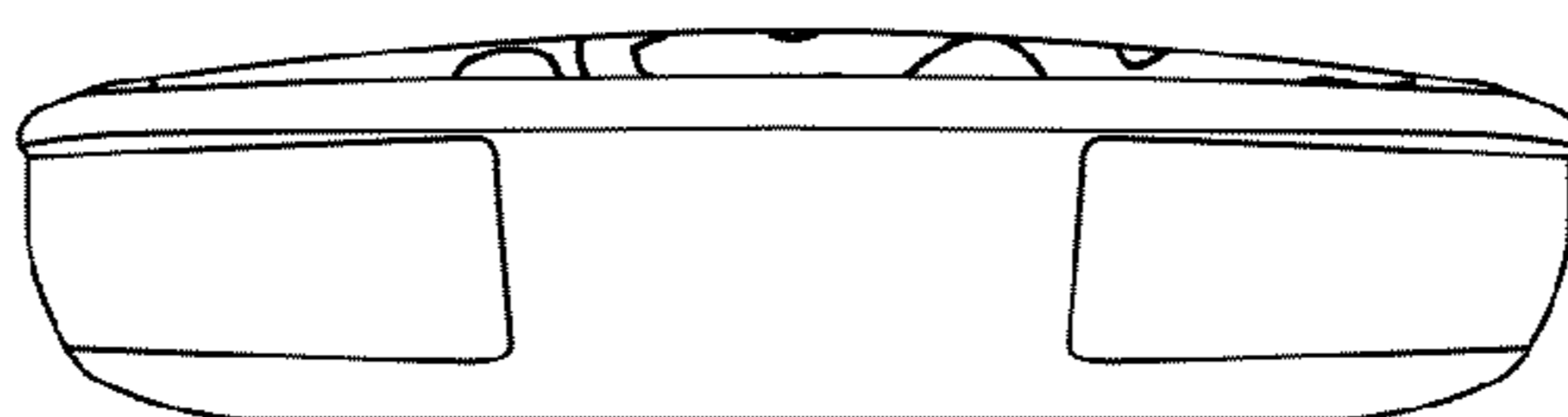


FIG. 8

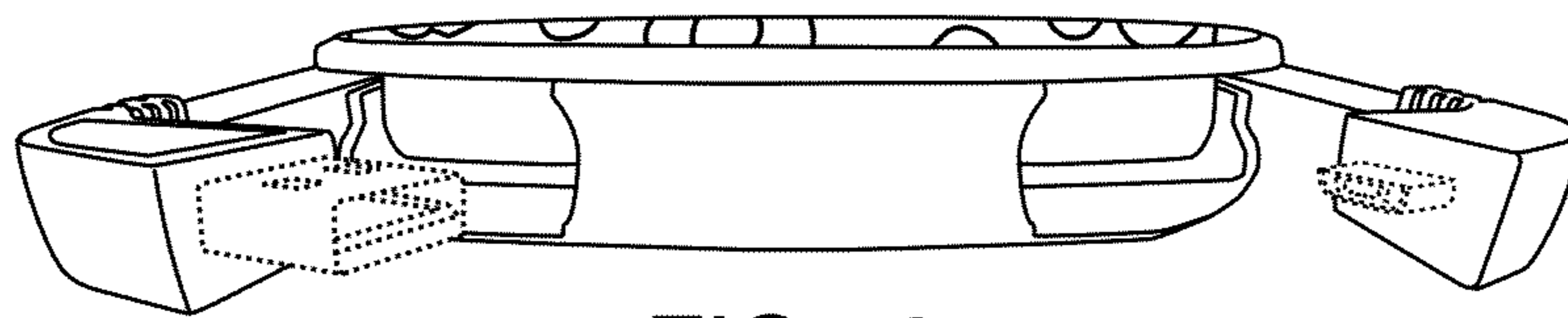


FIG. 9