



US00D727246S

(12) **United States Design Patent**
Sachtleben et al.

(10) **Patent No.:** **US D727,246 S**
(45) **Date of Patent:** **** Apr. 21, 2015**

(54) **CONTROL CONSOLE**

(75) Inventors: **David Sachtleben**, Bolingbrook, IL (US); **Peter Zerillo**, Chicago, IL (US); **William Kyle Dooley**, Romeoville, IL (US); **Jeffrey D. Frego**, Willow Street, PA (US); **Carl J. Hagele**, The Villages, FL (US); **Richard J. Hagele**, legal representative, The Villages, FL (US)

(73) Assignee: **CNH Industrial America LLC**, New Holland, PA (US)

(**) Term: **14 Years**

(21) Appl. No.: **29/430,017**

(22) Filed: **Aug. 20, 2012**

(51) **LOC (10) Cl.** **12-16**

(52) **U.S. Cl.**
USPC **D12/415**

(58) **Field of Classification Search**
USPC D12/415-425, 191, 106, 400, 195, 345, D12/96, 99; 312/246; 296/97.1-97.8, 70, 296/24.1-24.3, 24.32; 224/311, 539, 281, 224/118.1

See application file for complete search history.

(56) **References Cited**

U.S. PATENT DOCUMENTS

5,409,079 A 4/1995 Strong et al.
6,039,141 A 3/2000 Denny

D439,585 S * 3/2001 Law et al. D14/487
D451,928 S * 12/2001 Van Huong D14/485
D463,457 S * 9/2002 Nagatsuka D15/28
D477,611 S * 7/2003 Svanson et al. D15/28
6,715,269 B2 4/2004 Nanlawala et al.
D497,394 S * 10/2004 Svanson et al. D21/329
D516,096 S * 2/2006 Bergman et al. D15/28
D516,097 S * 2/2006 Bergman et al. D15/28
D524,509 S * 7/2006 Cantrill et al. D34/35
D553,147 S * 10/2007 Hally et al. D14/487
7,806,470 B2 10/2010 Steege et al.
D628,584 S * 12/2010 Umezawa D14/489
D658,204 S * 4/2012 Jones D14/492

* cited by examiner

Primary Examiner — Katrina A Betton

(74) *Attorney, Agent, or Firm* — Patrick M. Sheldrake; Seyed V. Sharifi T.

(57) **CLAIM**

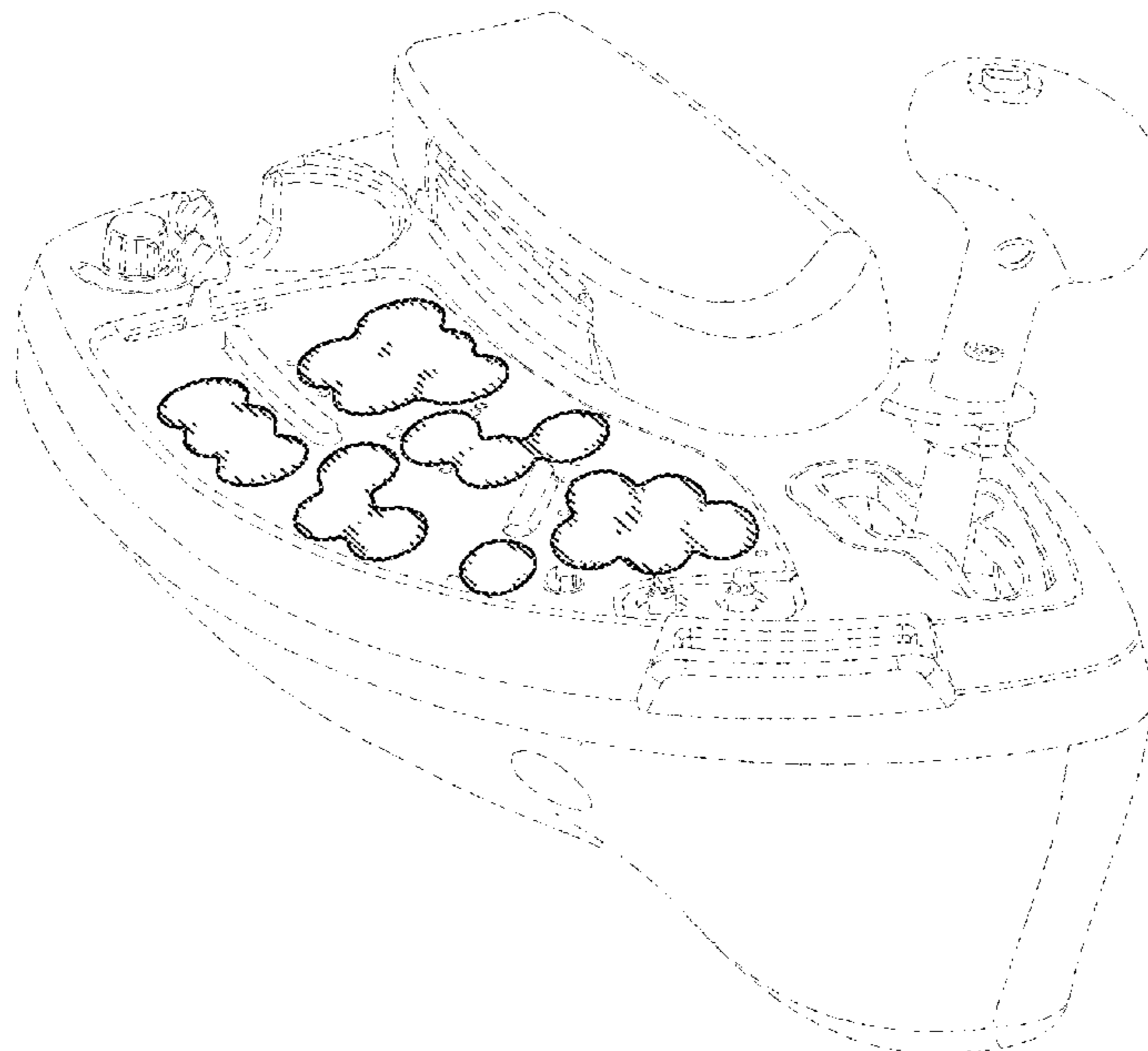
We claim the ornamental design for a control console, as shown and described.

DESCRIPTION

FIG. 1 is a front perspective view of a control console showing our new design; FIG. 2 is a top plan view; and FIG. 3 is a side perspective view; and, FIG. 4 is a front perspective view with broken lines removed for clarity.

In the drawings, the broken lines depict portions of the article that form no part of the claimed design.

1 Claim, 4 Drawing Sheets



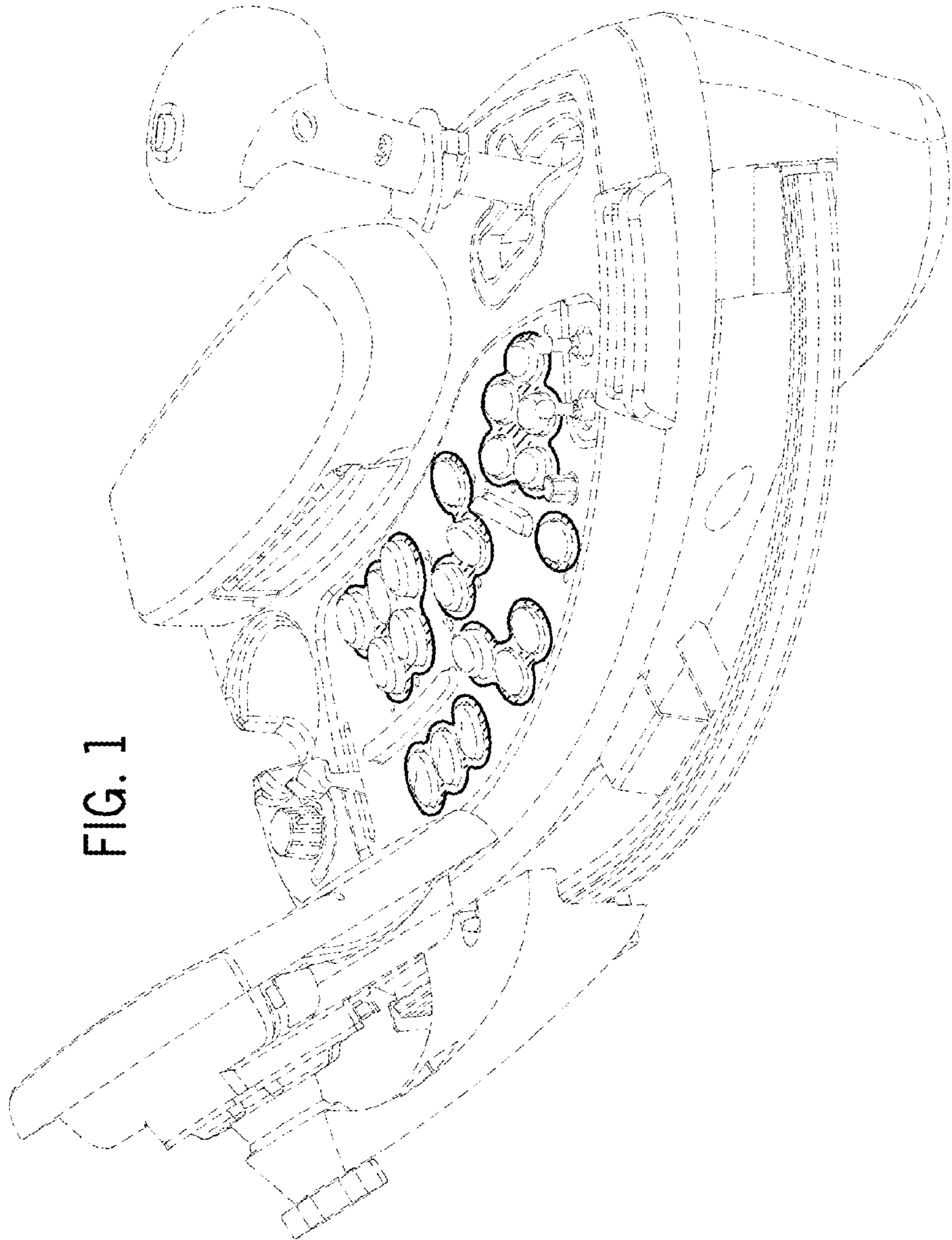


FIG. 1

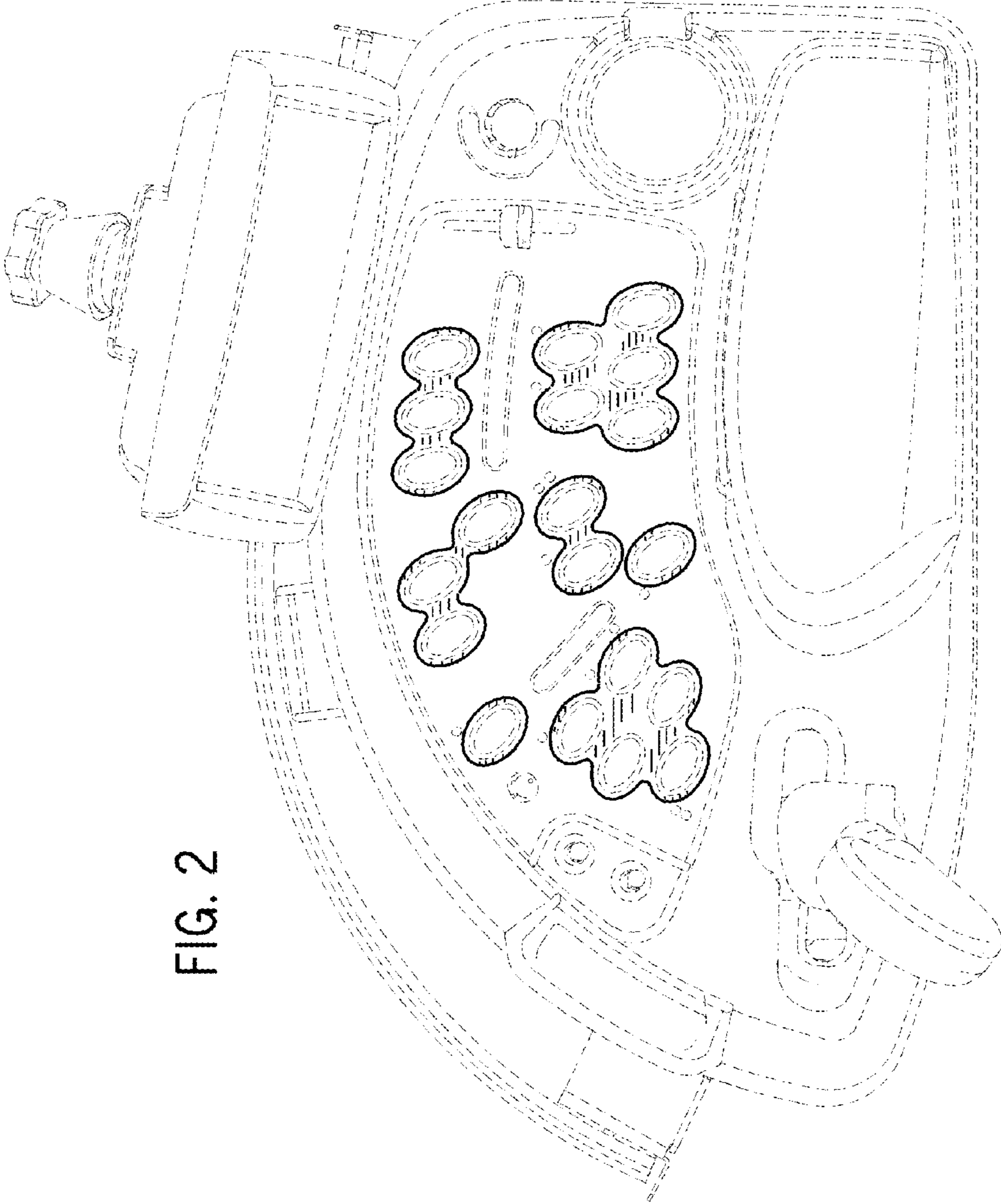


FIG. 2

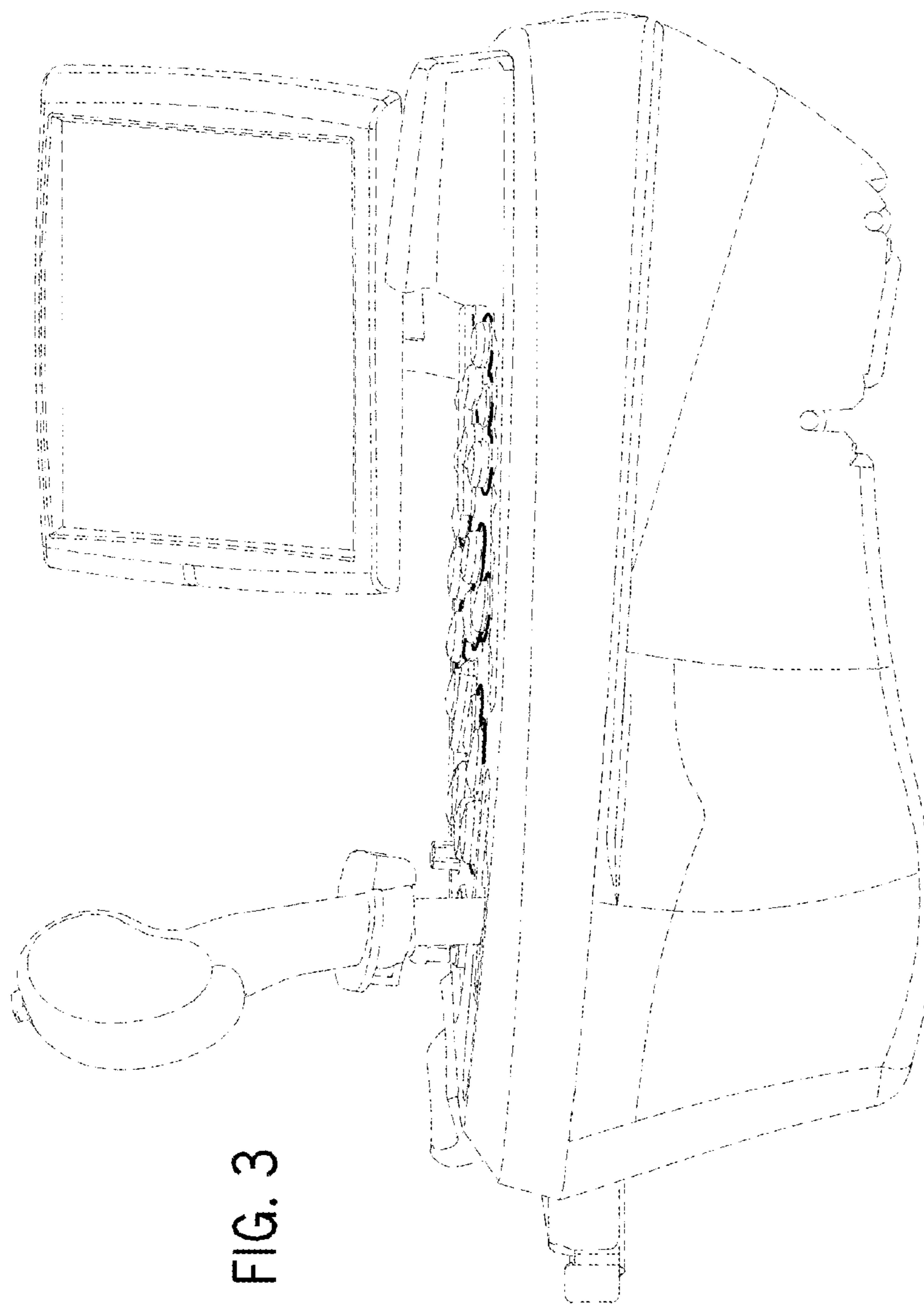


FIG. 3

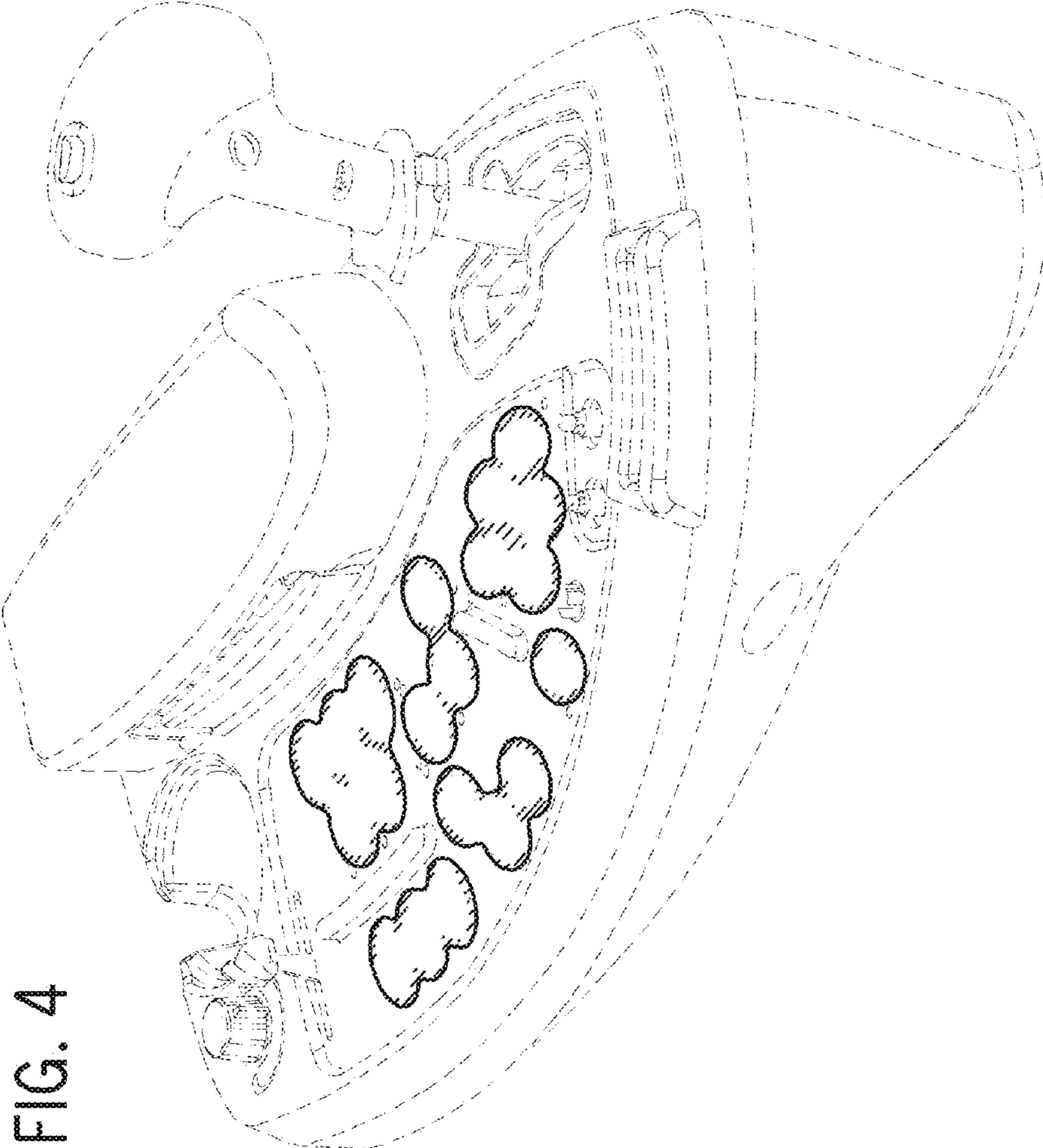


FIG. 4