



US00D727227S

(12) **United States Design Patent**  
**Scheinhütte**

(10) **Patent No.:** **US D727,227 S**

(45) **Date of Patent:** **\*\* Apr. 21, 2015**

(54) **SPOILER FOR MOTOR VEHICLE**

(56) **References Cited**

(71) Applicant: **Dr. Ing. h.c. F. Porsche**  
**Aktiengesellschaft, Stuttgart (DE)**

U.S. PATENT DOCUMENTS

(72) Inventor: **Ingo Scheinhütte, Eberdingen (DE)**

7,052,074	B2 *	5/2006	Dringenberg et al. ....	296/180.5
D597,457	S *	8/2009	Bhambra .....	D12/181
D606,918	S *	12/2009	Larson .....	D12/181
D607,385	S *	1/2010	Krauss .....	D12/181
D607,386	S *	1/2010	Kulla et al. ....	D12/181
D620,854	S *	8/2010	Akasawa et al. ....	D12/181
D656,439	S	3/2012	Saracoglu	
D659,615	S	5/2012	Varga	
D667,763	S	9/2012	Varga	
D669,005	S *	10/2012	Varga .....	D12/181
D683,677	S	6/2013	Varga	
D699,646	S	2/2014	Saracoglu	
2005/0077753	A1 *	4/2005	Burg .....	296/180.5
2006/0186698	A1 *	8/2006	Roth .....	296/180.1
2009/0195016	A1 *	8/2009	Schwan et al. ....	296/180.3

(73) Assignee: **Dr. Ing. h.c. F. Porsche**  
**Aktiengesellschaft, Stuttgart (DE)**

(\*\*) Term: **14 Years**

(21) Appl. No.: **29/496,844**

(22) Filed: **Jul. 17, 2014**

\* cited by examiner

**Related U.S. Application Data**

(63) Continuation of application No. 29/455,432, filed on May 21, 2013, now abandoned.

*Primary Examiner* — Katrina A Betton

(74) *Attorney, Agent, or Firm* — RatnerPrestia

(30) **Foreign Application Priority Data**

Nov. 22, 2012 (DE) ..... 40 2012 101 019

(57) **CLAIM**

The ornamental design for a spoiler for a motor vehicle, as shown and described.

(51) **LOC (10) Cl.** ..... **12-08**

(52) **U.S. Cl.**  
USPC ..... **D12/181**


**DESCRIPTION**

(58) **Field of Classification Search**  
USPC ..... D12/181, 191, 196, 400, 190, 88;  
280/727, 770, 848; 296/180.01–180.5,  
296/91; 180/903

FIG. 1 is a perspective view of a spoiler for a motor vehicle;  
FIG. 2 is a front elevation view thereof;  
FIG. 3 is a rear elevation view thereof;  
FIG. 4 is an elevation view thereof from the left side;  
FIG. 5 is an elevation view thereof from the right side;  
FIG. 6 is a top plan view thereof; and,  
FIG. 7 is a bottom plan view thereof.

See application file for complete search history.

**1 Claim, 5 Drawing Sheets**






Figure 1



Figure 2



Figure 3



Figure 4



Figure 5




Figure 6




Figure 7