



US00D727218S

(12) **United States Design Patent**
Hsu et al.

(10) **Patent No.:** **US D727,218 S**

(45) **Date of Patent:** **** Apr. 21, 2015**

(54) **LOWER CONTROL ARM**

D12/400, 161, 159, 160; 293/134

See application file for complete search history.

(71) Applicant: **Group-A Autosports, Inc.**, Norco, CA (US)

(56) **References Cited**

(72) Inventors: **David Hsu**, Norco, CA (US); **Clinton Yee**, Corona, CA (US)

U.S. PATENT DOCUMENTS

(73) Assignee: **Group-A Autosports, Inc.**, Norco, CA (US)

D58,959	S	*	9/1921	Weldland	D12/159
6,446,991	B1	*	9/2002	Klais	280/86.75
D475,001	S	*	5/2003	Roll	D12/159
D496,887	S	*	10/2004	Carlson	D12/159
D543,492	S	*	5/2007	Lyew	D12/159
D687,745	S	*	8/2013	Pelini	D12/159

(**) Term: **14 Years**

* cited by examiner

(21) Appl. No.: **29/462,248**

Primary Examiner — Michael A Pratt

(22) Filed: **Jul. 31, 2013**

(74) *Attorney, Agent, or Firm* — Steven N. Fox, Esq.

(51) **LOC (10) Cl.** **12-16**

(52) **U.S. Cl.**
USPC **D12/159**

(57) **CLAIM**

The ornamental design for a lower control arm, as shown and described.

(58) **Field of Classification Search**

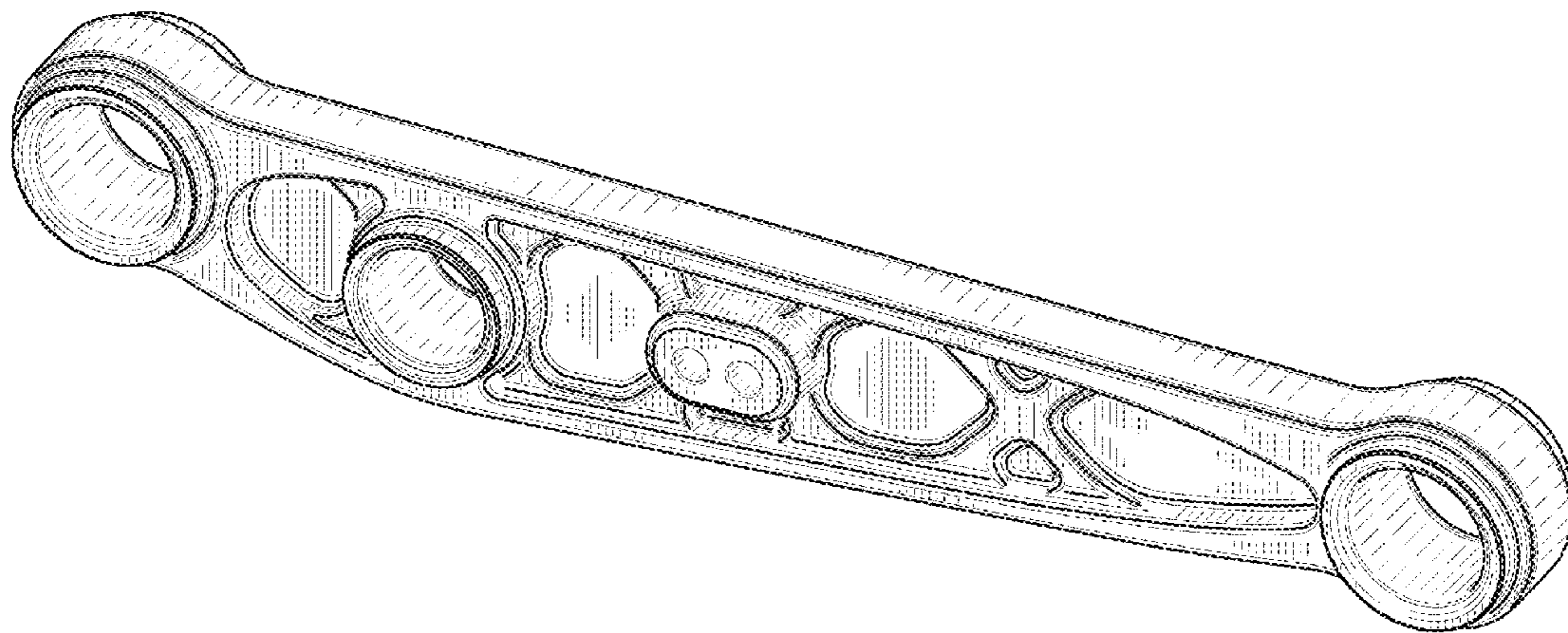
DESCRIPTION

CPC F16F 1/02; F16F 1/36; F16F 7/003; F16F 7/01; F16F 7/02; F16F 7/08; F16F 7/10; F16F 7/12; F16F 7/14; B62D 1/02; B62D 1/24; B62D 21/02; B62D 21/06; B62D 21/07; B62D 21/08; B62D 21/09; B62D 21/10; B62D 21/11; B62D 21/12; B62D 21/14; B62D 21/15; B62D 21/16; B62D 21/17; B62D 21/18; B62D 27/02; B62D 27/04; B62D 27/06

USPC 280/124.155, 124.147, 124.145, 280/124.146, 86.752, 11.225; 188/281, 188/298, 297, 315, 316, 274, 286; 267/195, 267/136, 64.15, 217; 464/173; D12/118,

FIG. 1 is a perspective view of a lower control arm according to the present invention;
 FIG. 2 is a front view thereof, the rear view being a mirror image thereof;
 FIG. 3 is a top view thereof;
 FIG. 4 is a bottom view thereof;
 FIG. 5 is a left side view thereof; and,
 FIG. 6 is a right side view thereof.

1 Claim, 2 Drawing Sheets



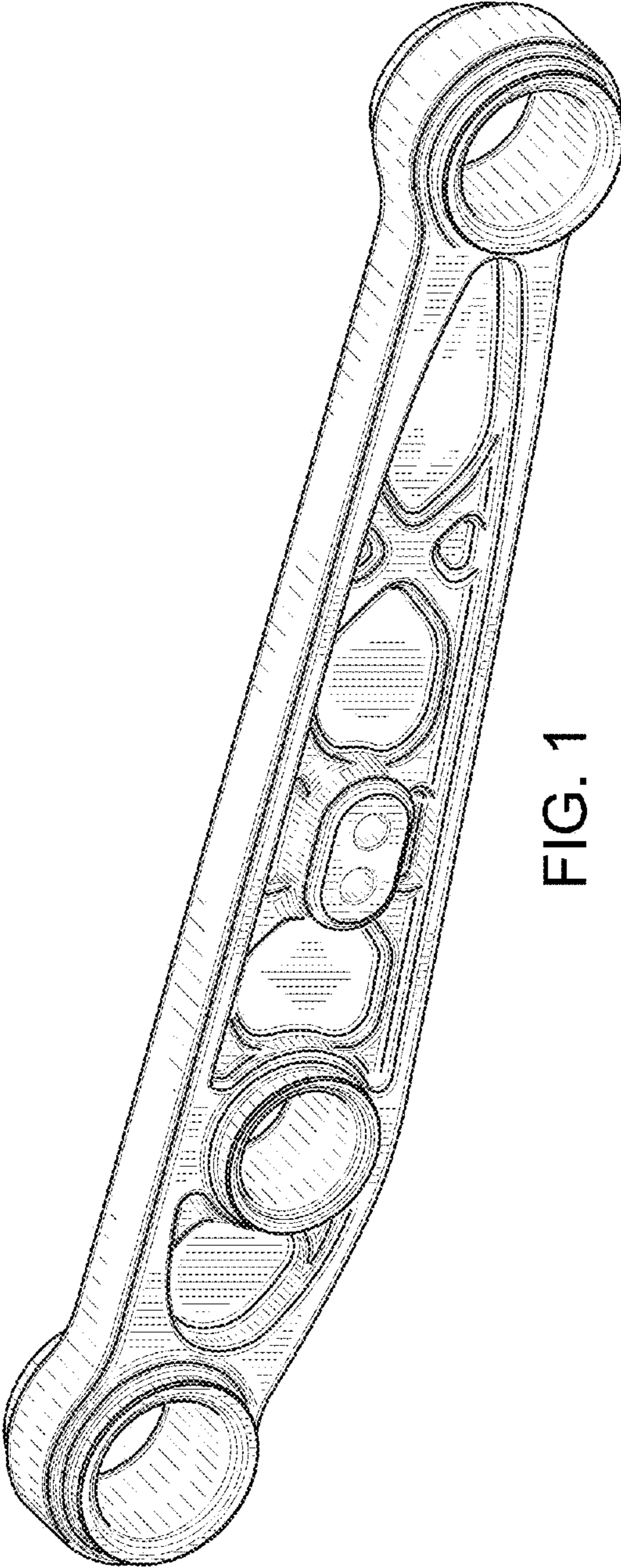


FIG. 1

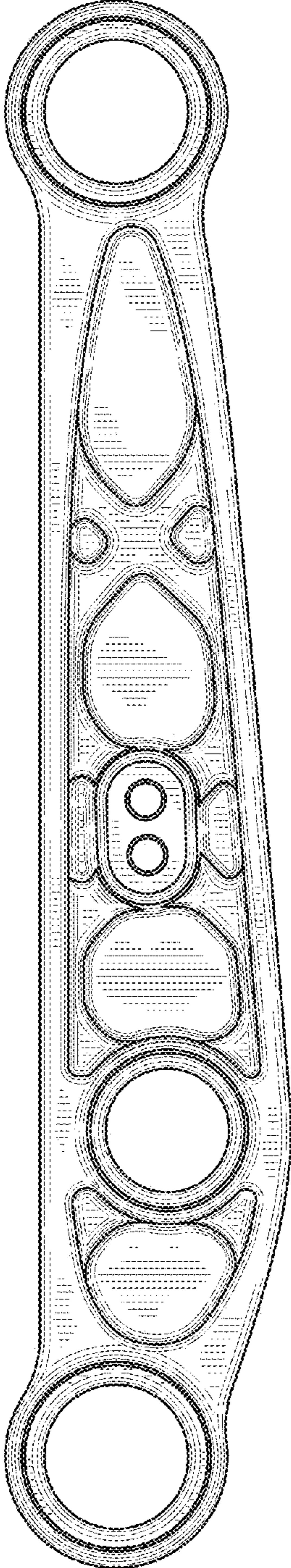


FIG. 2

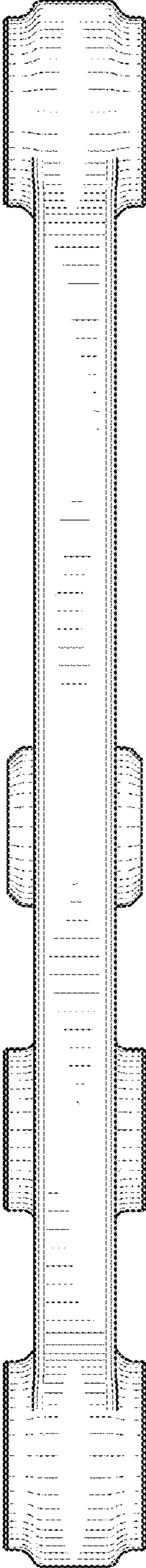


FIG. 3

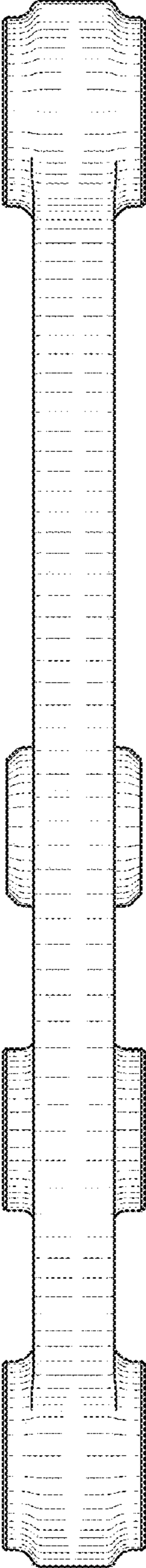


FIG. 4

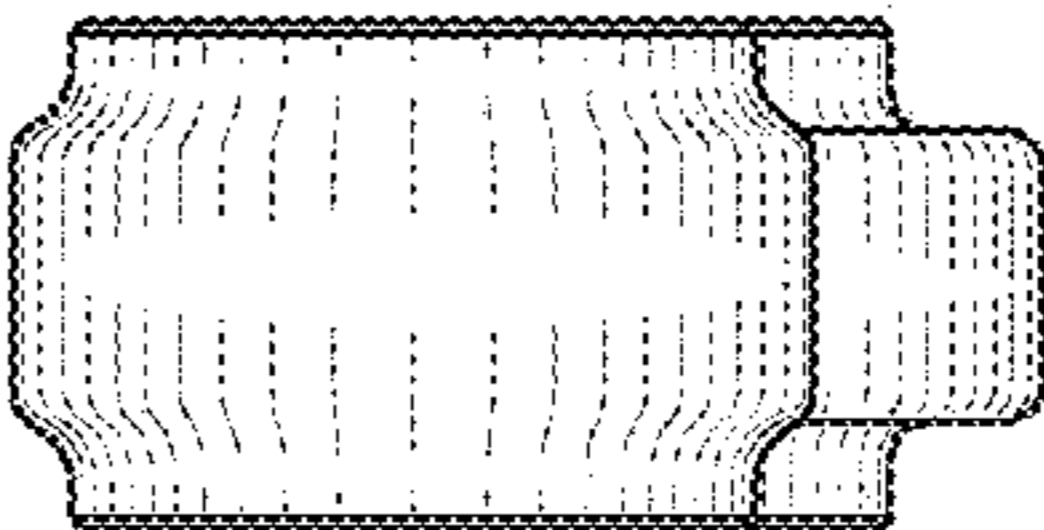


FIG. 6

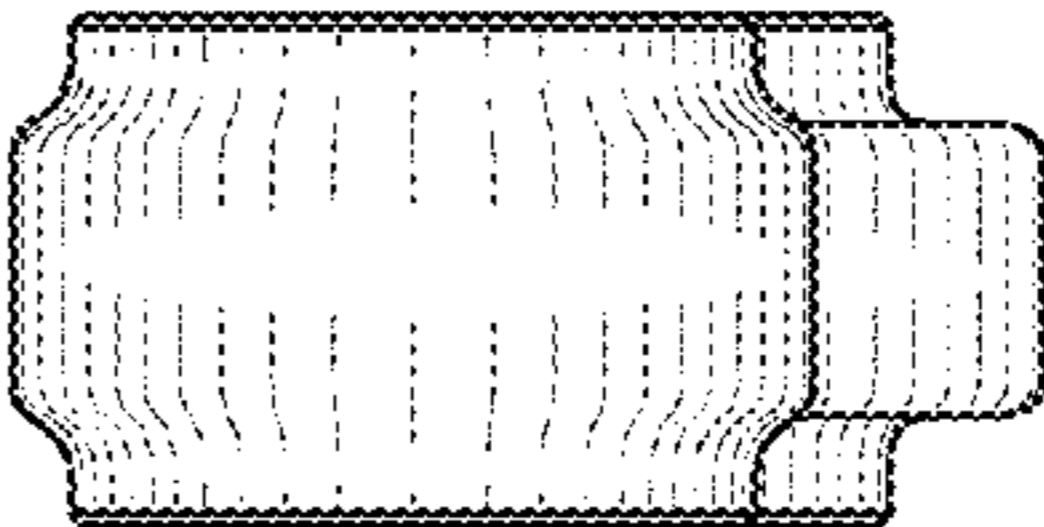


FIG. 5