



US00D727206S

(12) **United States Design Patent**
Chapple

(10) **Patent No.:** **US D727,206 S**

(45) **Date of Patent:** **** Apr. 21, 2015**

(54) **DECORATIVE CHAIN**

(71) Applicant: **Michael Chapple**, West Monroe, LA
(US)

(72) Inventor: **Michael Chapple**, West Monroe, LA
(US)

(**) Term: **14 Years**

(21) Appl. No.: **29/492,637**

(22) Filed: **Jun. 2, 2014**

(51) **LOC (10) Cl.** **02-07**

(52) **U.S. Cl.**
USPC **D11/221**

(58) **Field of Classification Search**
CPC A44B 19/00; A44B 19/02; A44B 19/04;
A44B 19/10; A44B 19/24; A44B 19/26;
A44B 19/30
USPC D11/200, 201, 221, 3, 5; 24/381–383,
24/385–387, 414–417, 421–422, 427–431,
24/433, 412, 424; 2/265; D2/641, 642;
294/3.6; 223/118

See application file for complete search history.

(56) **References Cited**

U.S. PATENT DOCUMENTS

D631,788 S *	2/2011	Dawson	D11/221
D661,621 S *	6/2012	Yang	D11/221
D672,283 S *	12/2012	Spruill	D11/221
D710,749 S *	8/2014	Taitt	D11/221

* cited by examiner

Primary Examiner — Ralf Seifert


(57) **CLAIM**

The ornamental design for a decorative chain, as shown and described.

DESCRIPTION

FIG. 1 is a perspective view of a decorative chain;
FIG. 2 is a front elevational view thereof;
FIG. 3 is a rear elevational view thereof;
FIG. 4 is a right side elevational view thereof;
FIG. 5 is a left side elevational view thereof;
FIG. 6 is a top plan view thereof; and,
FIG. 7 is a bottom plan view thereof.

1 Claim, 7 Drawing Sheets






FIG. 1

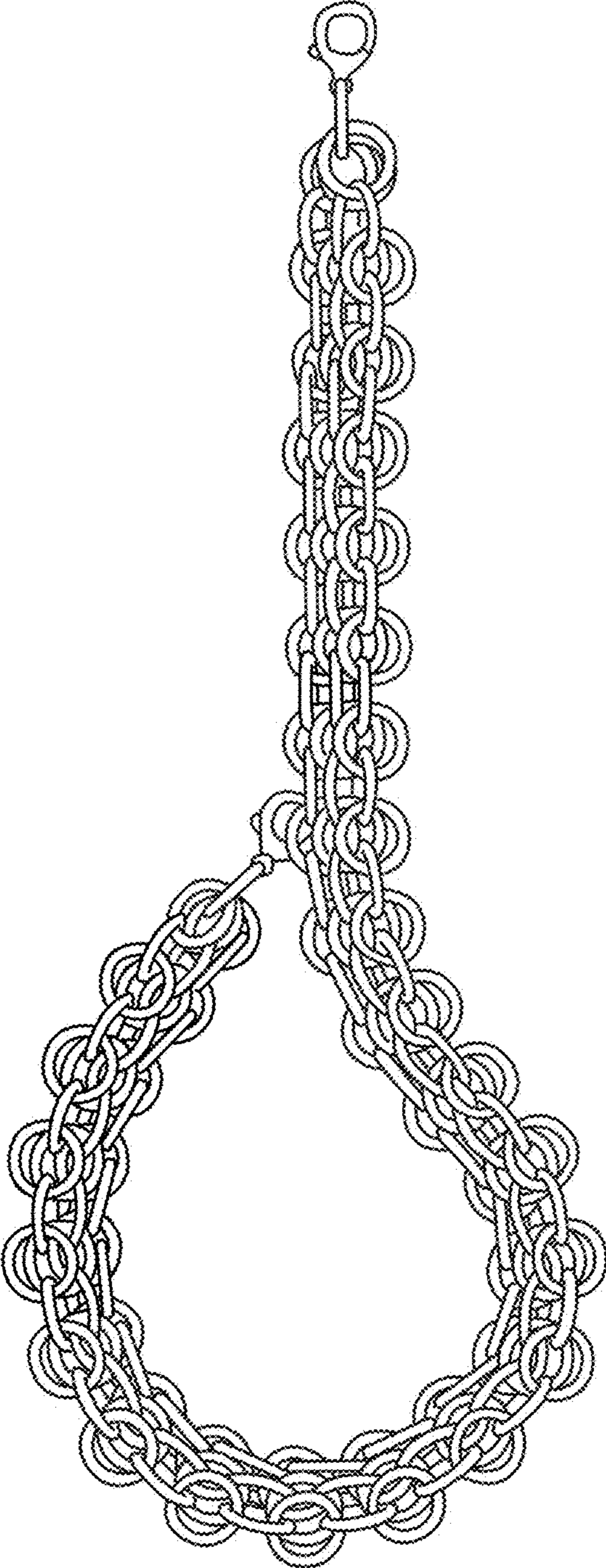


FIG. 2

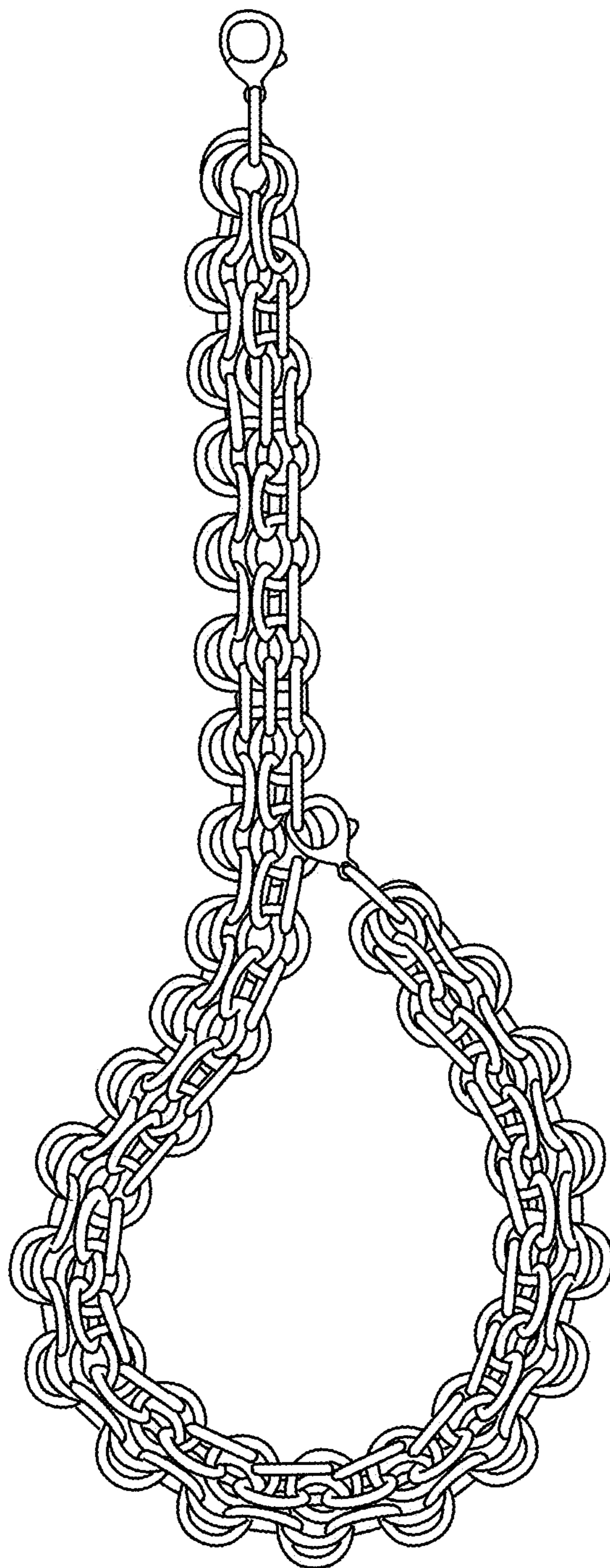


FIG. 3

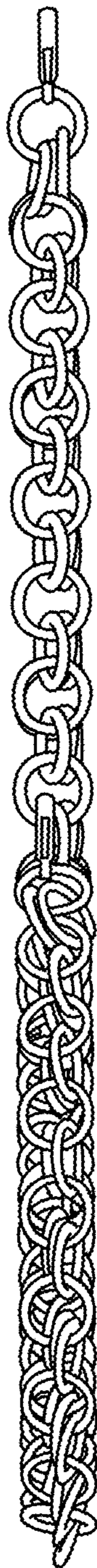


FIG. 4

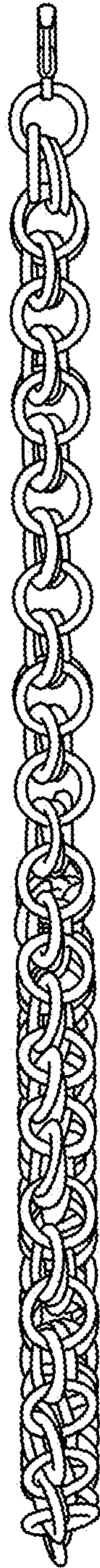


FIG. 5



FIG. 6



FIG. 7