



US00D727172S

(12) **United States Design Patent**
Rosella

(10) **Patent No.:** **US D727,172 S**
(45) **Date of Patent:** **** Apr. 21, 2015**

(54) **CONTAINER FOR CONFECTIONERY PRODUCTS**

(71) Applicant: **Soremartec S.A.**, Arlon (BE)

(72) Inventor: **Marco Rosella**, Rivoli (IT)

(73) Assignee: **Soremartec S.A.**, Findel (LU)

(**) Term: **14 Years**

(21) Appl. No.: **29/457,785**

(22) Filed: **Jun. 13, 2013**

(51) **LOC (10) Cl.** **09-01**

(52) **U.S. Cl.**
USPC **D9/741; D9/504**

(58) **Field of Classification Search**
USPC D9/428, 435, 444-445, 454, 500,
D9/502-505, 516, 549, 558, 567, 682,
D9/686-692, 737-738, 741, 744; D28/5,
D28/7, 73, 76-77, 85, 88; D7/591, 597,
D7/601-602; D27/190; D3/203.2, 203.3,
D3/205-206, 302; D24/224; 215/379-382;
220/660-661, 662, 664, 669, 675
See application file for complete search history.

(56) **References Cited**

U.S. PATENT DOCUMENTS

163,395 A * 5/1875 Norton 206/242
D134,044 S * 10/1942 Vaughn D28/91
2,319,275 A * 5/1943 Tome 229/5.7
2,414,245 A * 1/1947 Rudd 401/89
D165,822 S * 2/1952 Brown D9/688
3,485,416 A * 12/1969 Fohrman 222/142.1
D294,404 S * 2/1988 Bellehumeur et al. D28/7

D341,387 S * 11/1993 Koneval D19/43
D394,522 S * 5/1998 Putnam D27/190
D406,388 S * 3/1999 Putnam D27/190
D446,122 S * 8/2001 Weinstein et al. D9/504
D470,761 S * 2/2003 Kelvie D1/102
D492,600 S * 7/2004 Moore D9/503
D494,856 S * 8/2004 Hillard D9/715
D529,719 S * 10/2006 Langer D4/116
7,416,080 B1 * 8/2008 Langer 206/361
D577,603 S * 9/2008 Bae D9/690
D604,163 S * 11/2009 Nelson et al. D9/504
D691,899 S * 10/2013 Jessien D9/715
D698,266 S * 1/2014 Downs et al. D9/741

FOREIGN PATENT DOCUMENTS

WO DM/078886 * 7/2012

* cited by examiner

Primary Examiner — Ian Simmons

Assistant Examiner — Dana L Meyrow

(74) *Attorney, Agent, or Firm* — Rothwell, Figg, Ernst & Manbeck, P.C.

(57) **CLAIM**

The ornamental design for a container for confectionery products, as shown and described.

DESCRIPTION

FIG. 1 is a front elevation view of a container for confectionery products;

FIG. 2 is a rear elevation view thereof;

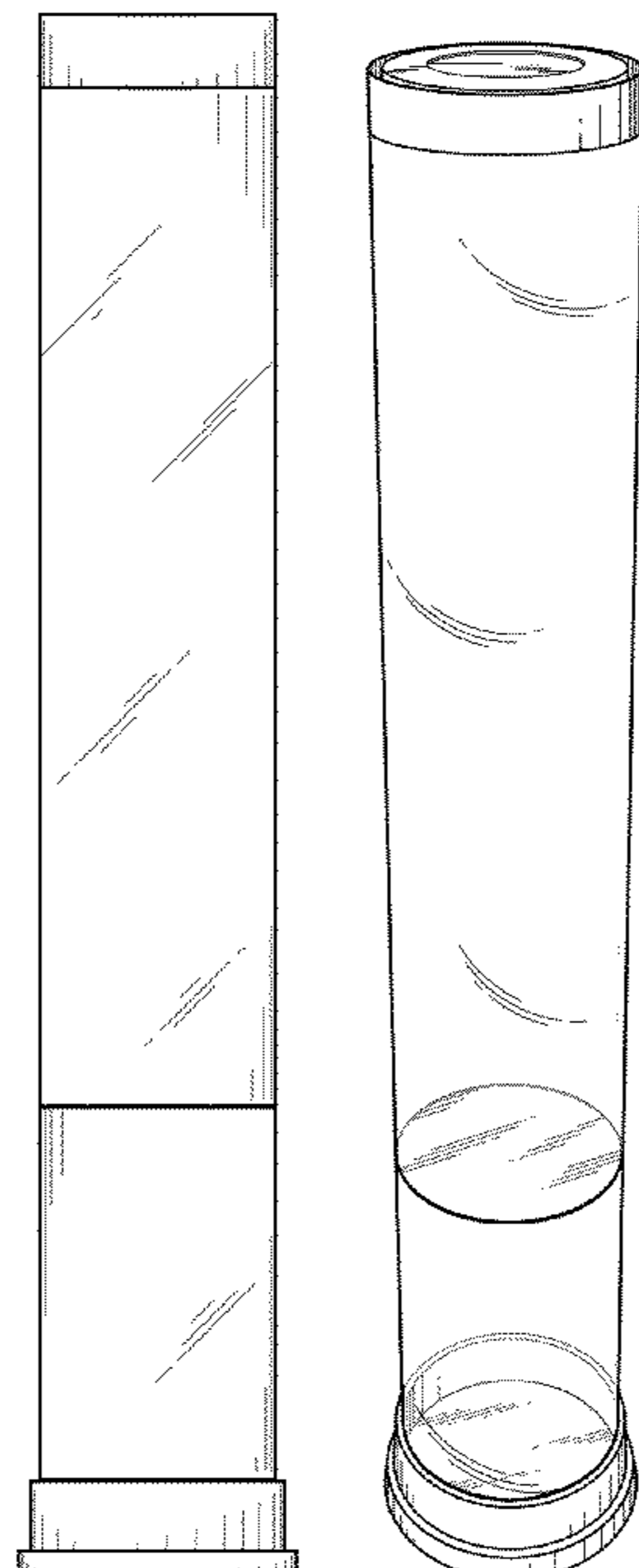
FIG. 3 is a right side elevation view thereof;

FIG. 4 is a left side elevation view thereof;

FIG. 5 is a bottom plan view thereof; and,

FIG. 6 is a top perspective view thereof.

1 Claim, 6 Drawing Sheets



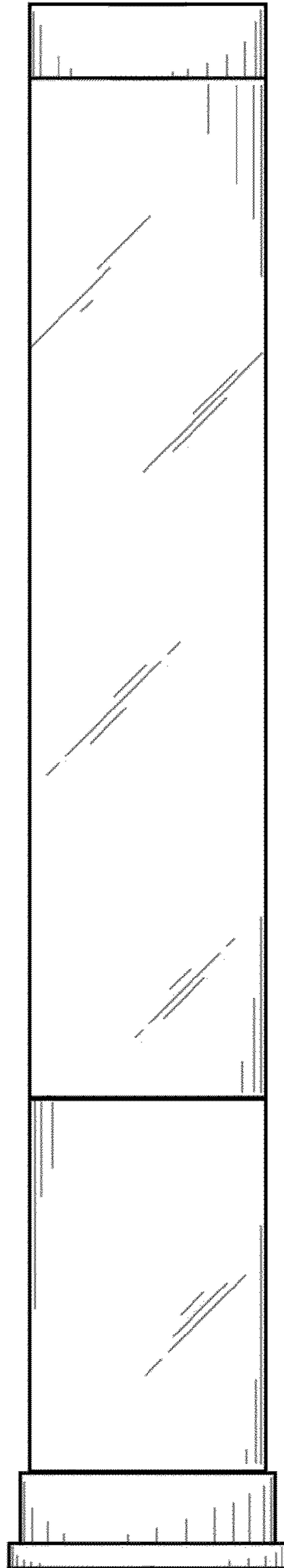


FIG. 1




FIG.2

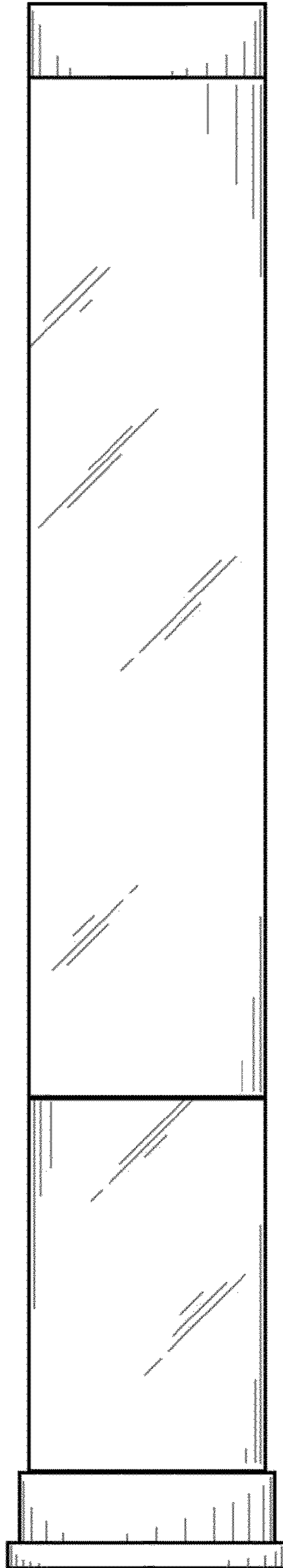


FIG.3

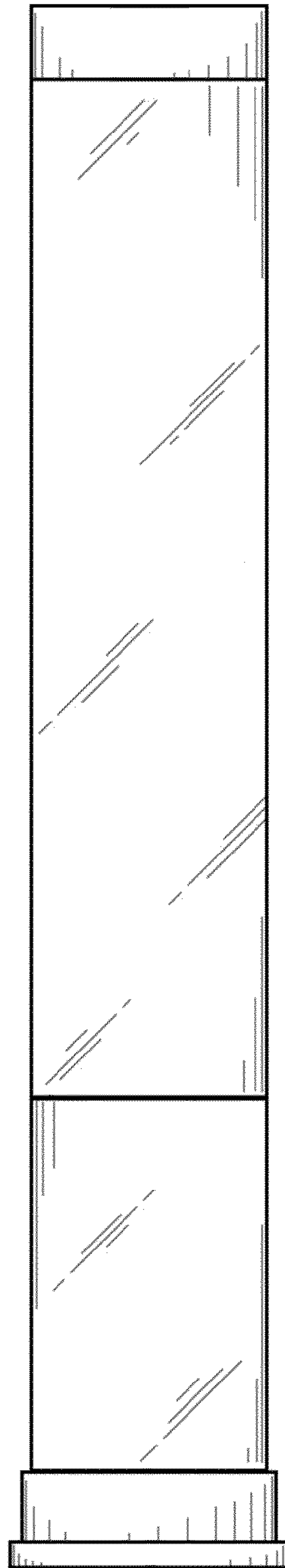


FIG.4

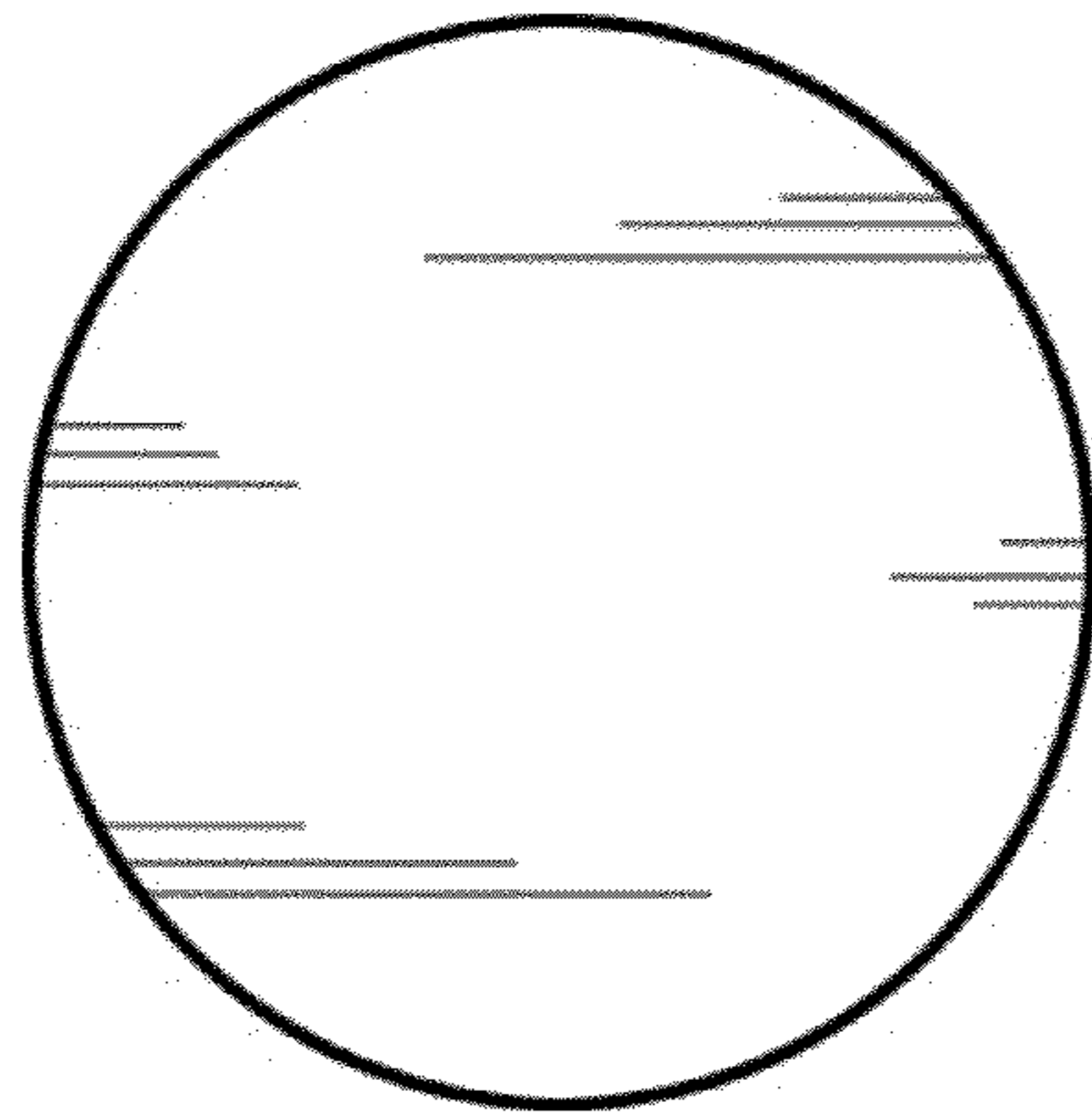


FIG. 5




FIG. 6