



US00D727151S

(12) **United States Design Patent**
Leitch et al.

(10) **Patent No.:** **US D727,151 S**
(45) **Date of Patent:** **** Apr. 21, 2015**

(54) **CAN TOP COVER**

(71) Applicants: **Mark Leitch**, Glasgow (GB); **Lynn Leitch**, Glasgow (GB)

(72) Inventors: **Mark Leitch**, Glasgow (GB); **Lynn Leitch**, Glasgow (GB)

(**) Term: **14 Years**

(21) Appl. No.: **29/483,213**

(22) Filed: **Feb. 26, 2014**

(51) **LOC (10) Cl.** **09-07**

(52) **U.S. Cl.**
USPC **D9/451; D2/889**

(58) **Field of Classification Search**
USPC D9/632, 668, 434, 441, 451;
D7/514-515, 517, 519-520, 392.1;
D3/270-271.1; 215/381-384,
215/387-388; 206/376, 457, 527; D2/882,
D2/886, 889

See application file for complete search history.

(56) **References Cited**

U.S. PATENT DOCUMENTS

D181,971 S * 1/1958 Goldstein D9/632
D402,090 S * 12/1998 Turocy D2/889
D417,064 S * 11/1999 Gosnell D2/866

6,007,212 A * 12/1999 Chan 362/106
D456,662 S * 5/2002 Tweel D6/611
D501,980 S * 2/2005 Siebert D2/869
D639,533 S * 6/2011 Holtzhauer D2/889
D653,948 S * 2/2012 Azar D9/451
D693,098 S * 11/2013 Giancola et al. D2/882
D696,496 S * 12/2013 Hjalmarson D2/878

* cited by examiner

Primary Examiner — Sandra Morris

(74) *Attorney, Agent, or Firm* — Standley Law Group LLP


(57) **CLAIM**

The ornamental design for a can top cover, as shown and described above.

DESCRIPTION

FIG. 1 is a left side elevation view of a can top cover showing our new design;
FIG. 2 is a right side elevation view of the can top cover of FIG. 1;
FIG. 3 is a top view of the can top cover of FIG. 1;
FIG. 4 is a bottom view of the can top cover of FIG. 1;
FIG. 5 is a rear elevation view of the can top cover of FIG. 1;
FIG. 6 is a front elevation view of the can top cover of FIG. 1;
FIG. 7 is an enlarged bottom-left perspective view of the can top cover of FIG. 1; and,
FIG. 8 is an enlarged top-right perspective view of the can top cover of FIG. 1.

1 Claim, 2 Drawing Sheets



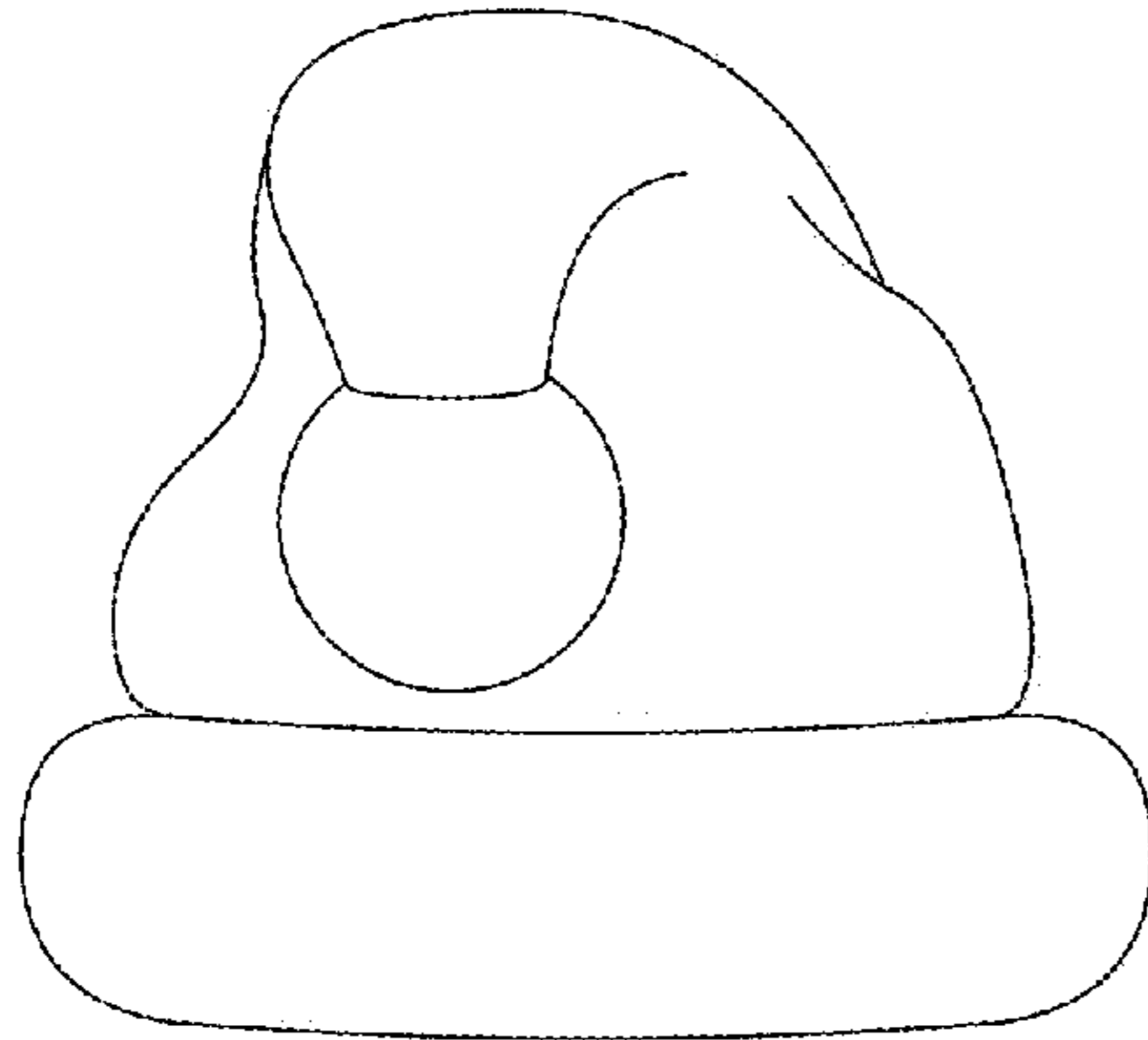


FIG. 1

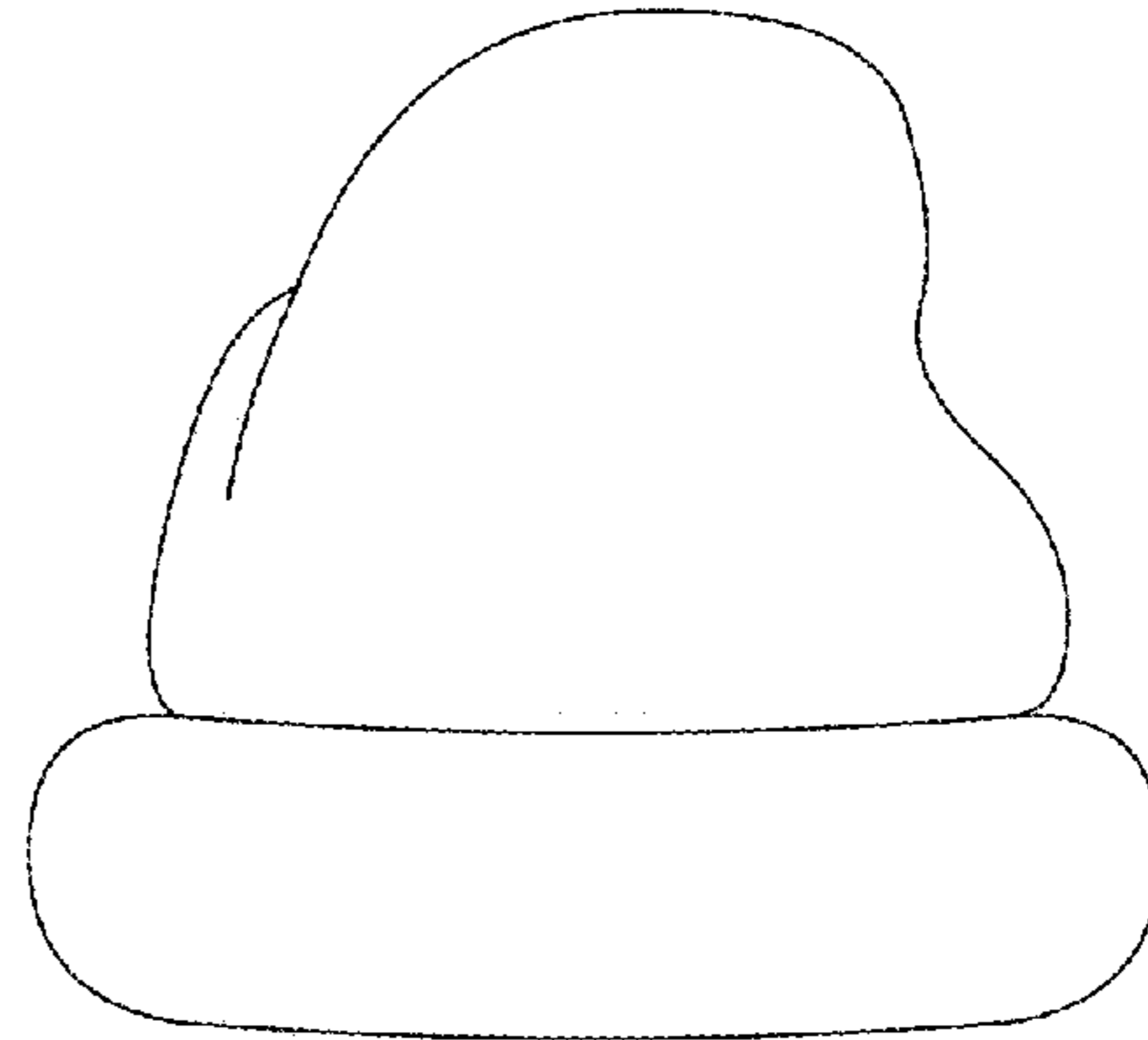


FIG. 2

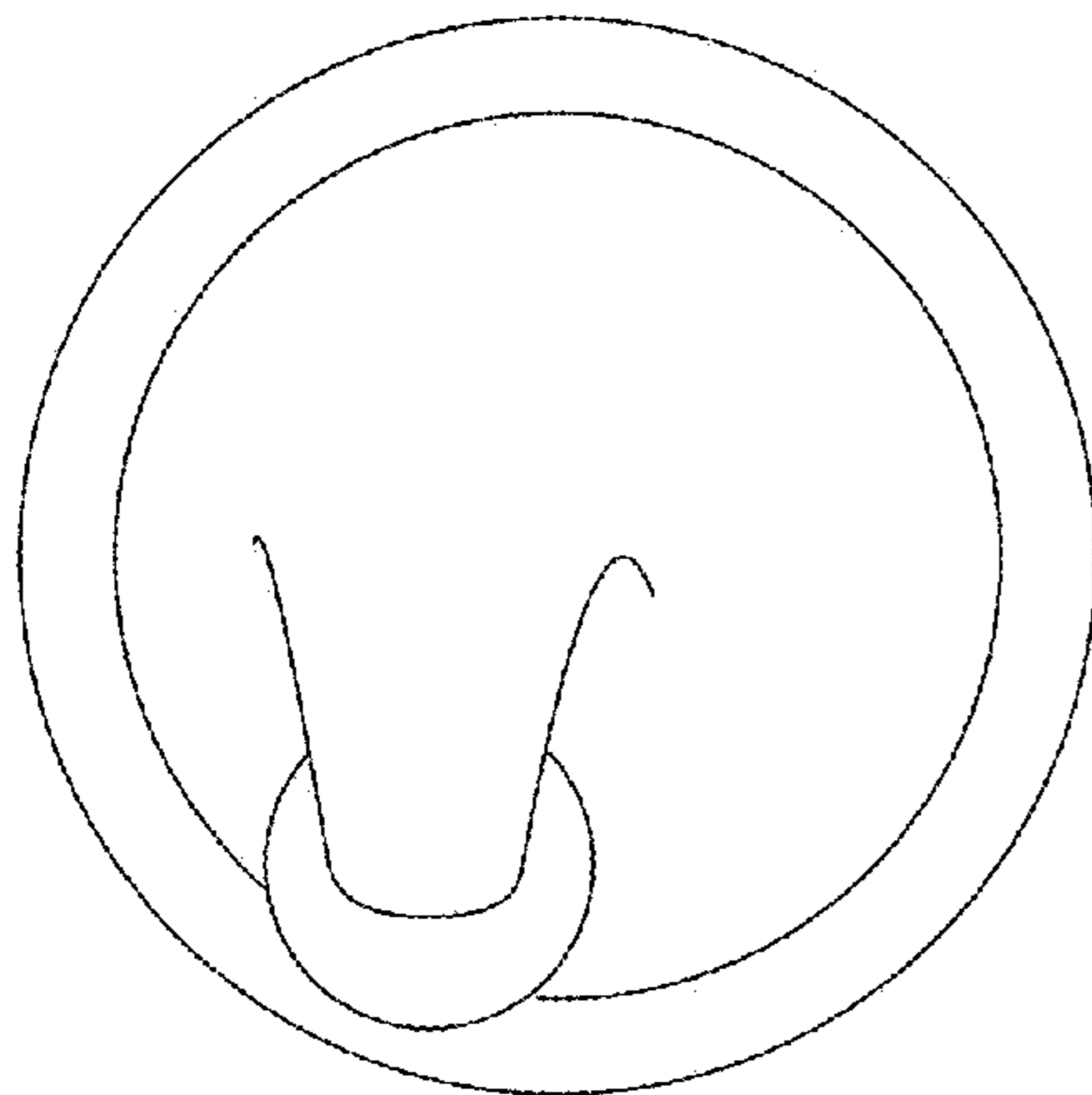


FIG. 3

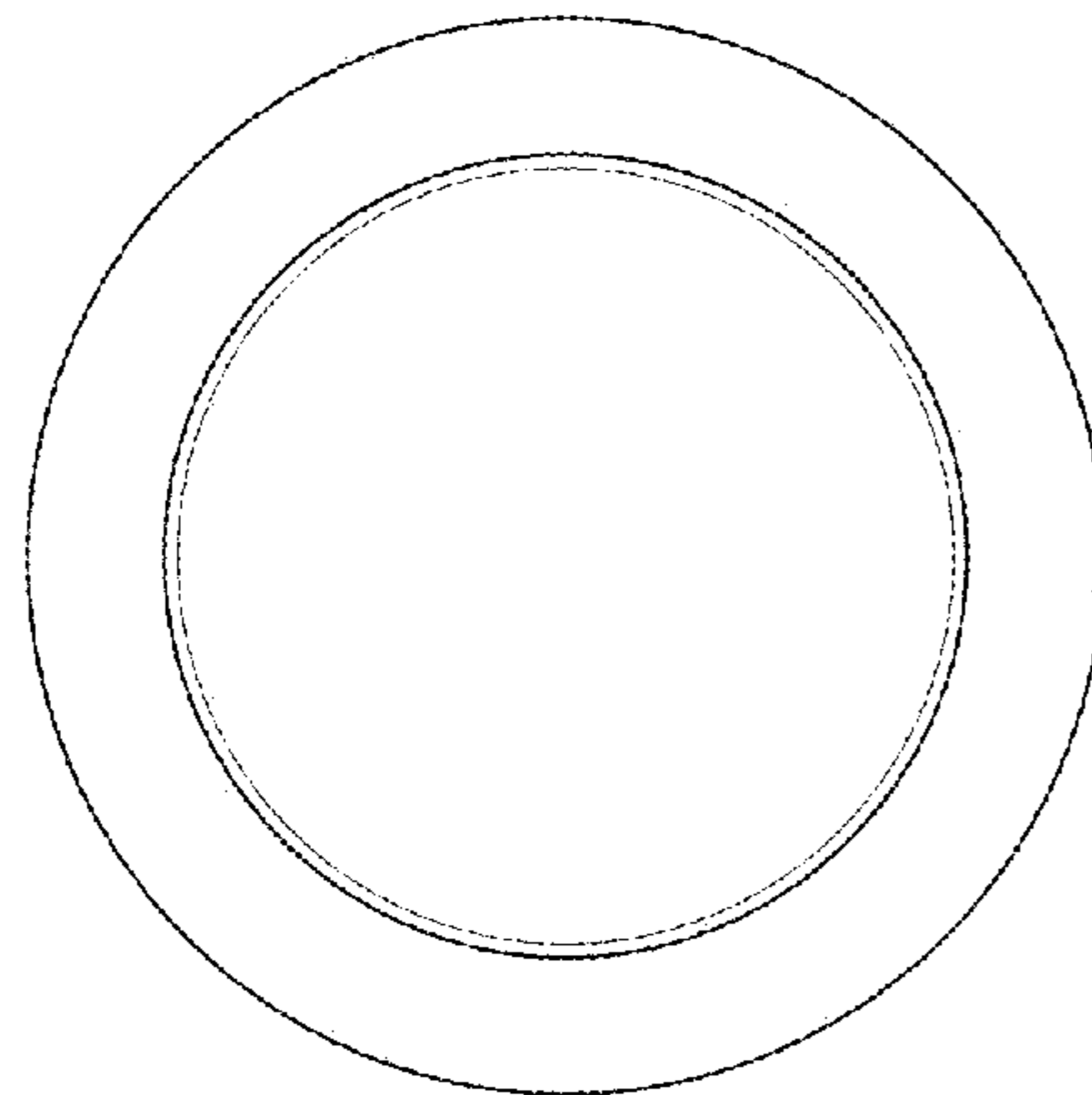


FIG. 4




FIG. 5




FIG. 6

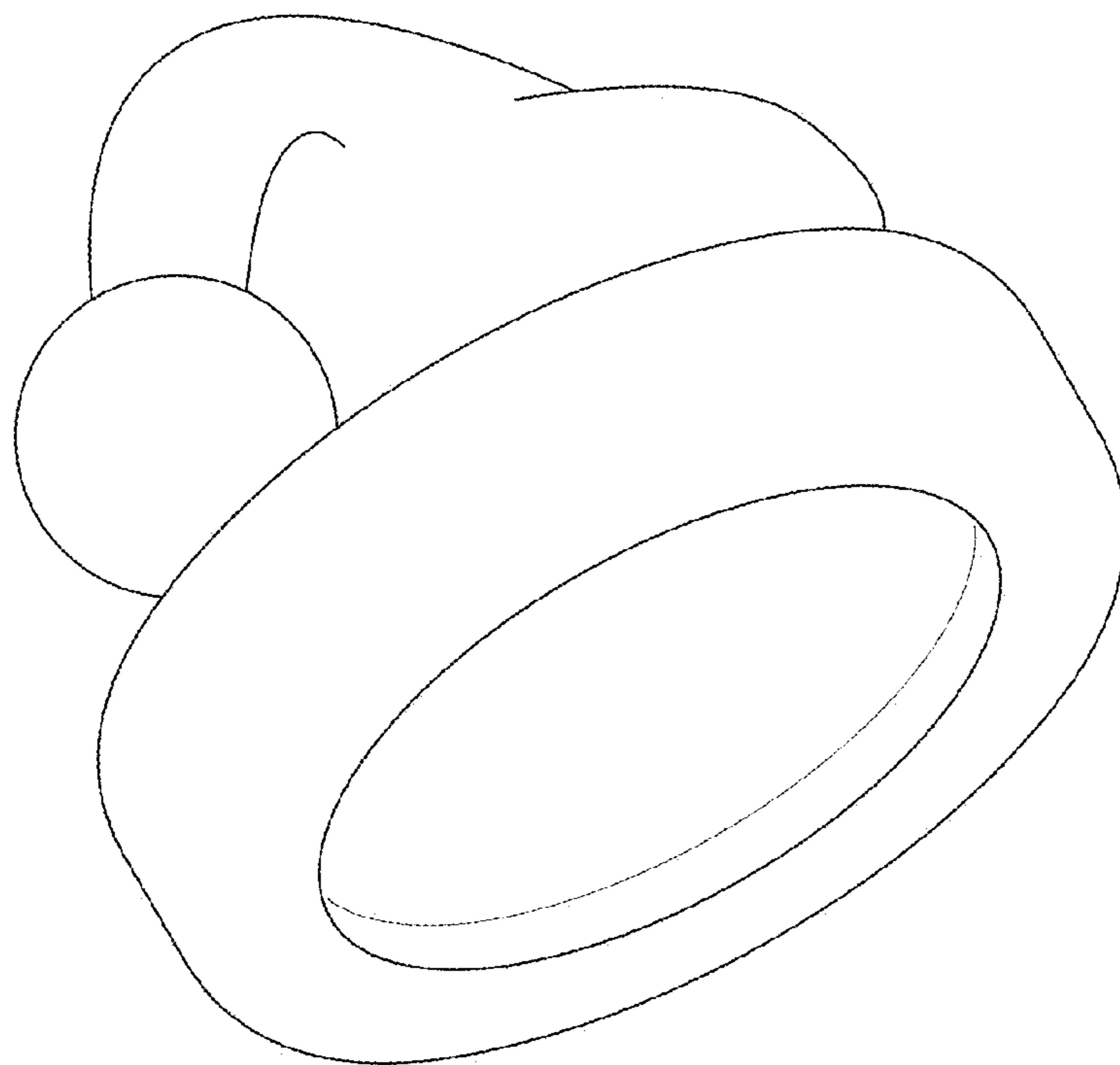


FIG. 7




FIG. 8