



US00D727150S

(12) **United States Design Patent**
Leitch et al.

(10) **Patent No.:** **US D727,150 S**
(45) **Date of Patent:** **** Apr. 21, 2015**

(54) **CAN TOP COVER**

(71) Applicants: **Mark Leitch**, Glasgow (GB); **Lynn Leitch**, Glasgow (GB)

(72) Inventors: **Mark Leitch**, Glasgow (GB); **Lynn Leitch**, Glasgow (GB)

(**) Term: **14 Years**

(21) Appl. No.: **29/483,211**

(22) Filed: **Feb. 26, 2014**

(51) **LOC (10) Cl.** **09-07**

(52) **U.S. Cl.**
USPC **D9/451; D2/887**

(58) **Field of Classification Search**
USPC D9/632, 668, 434, 441, 451;
D7/514-515, 517, 519-520, 392.1;
D3/270-271.4; 215/381-384,
215/387-388; 206/376, 457, 527;
D2/886-887

See application file for complete search history.

(56) **References Cited**

U.S. PATENT DOCUMENTS

D153,538 S * 4/1949 Moore D2/887
D373,078 S * 8/1996 Cheng D9/632
D386,305 S * 11/1997 Lau D3/271.4

D392,926 S * 3/1998 Adelaar D12/162
D474,326 S * 5/2003 Williams D2/886
D513,988 S * 1/2006 Malik D9/451
D554,504 S * 11/2007 Buoy D9/451
D653,948 S * 2/2012 Azar D9/451

* cited by examiner

Primary Examiner — Sandra Morris

(74) *Attorney, Agent, or Firm* — Standley Law Group LLP

(57) **CLAIM**

The ornamental design for a can top cover, as shown and described above.

DESCRIPTION

FIG. 1 is a left side elevation view of a can top cover showing our new design, the right side elevation view being a mirror image thereof;

FIG. 2 is a top view of the can top cover of FIG. 1;

FIG. 3 is a bottom view of the can top cover of FIG. 1;


FIG. 4 is a right-front perspective view of the can top cover of FIG. 1;

FIG. 5 is a left-rear perspective view of the can top cover of FIG. 1;

FIG. 6 is an enlarged top-left perspective view of the can top cover of FIG. 1; and,

FIG. 7 is an enlarged bottom-right perspective view of the can top cover of FIG. 1.

1 Claim, 2 Drawing Sheets



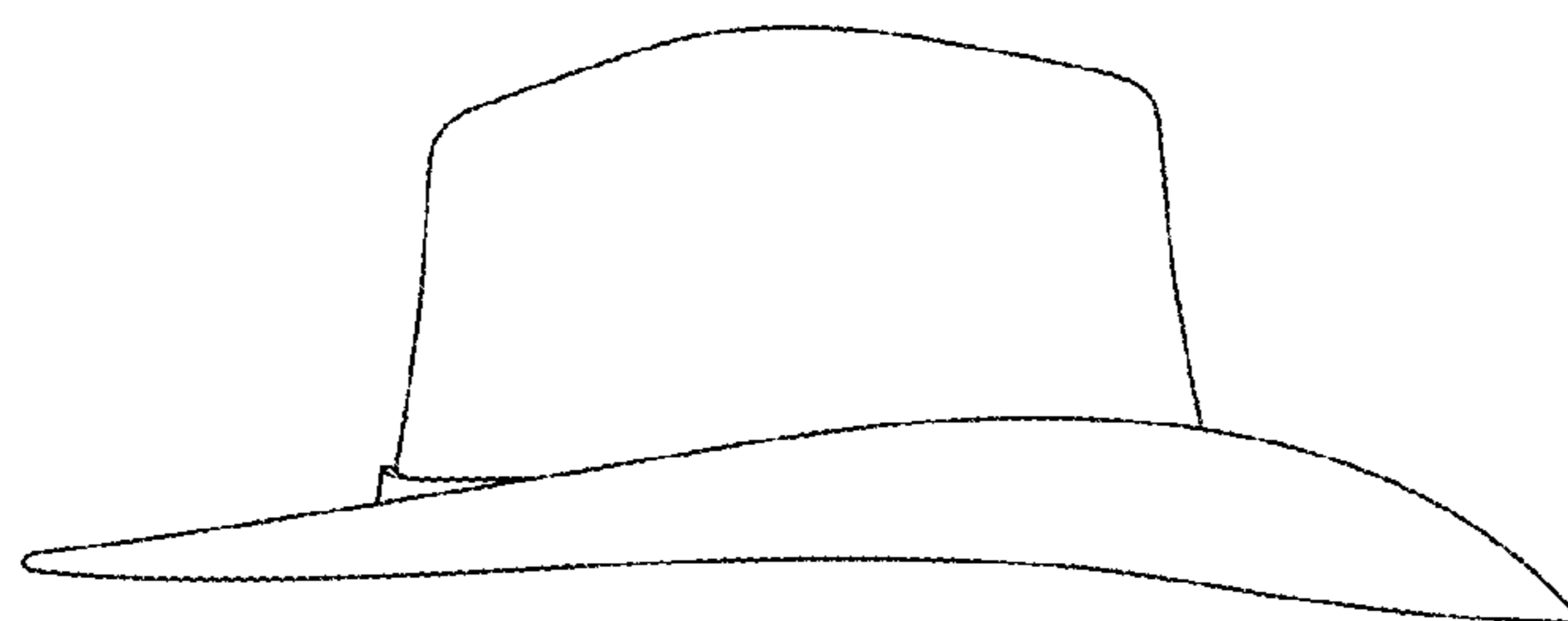


FIG. 1

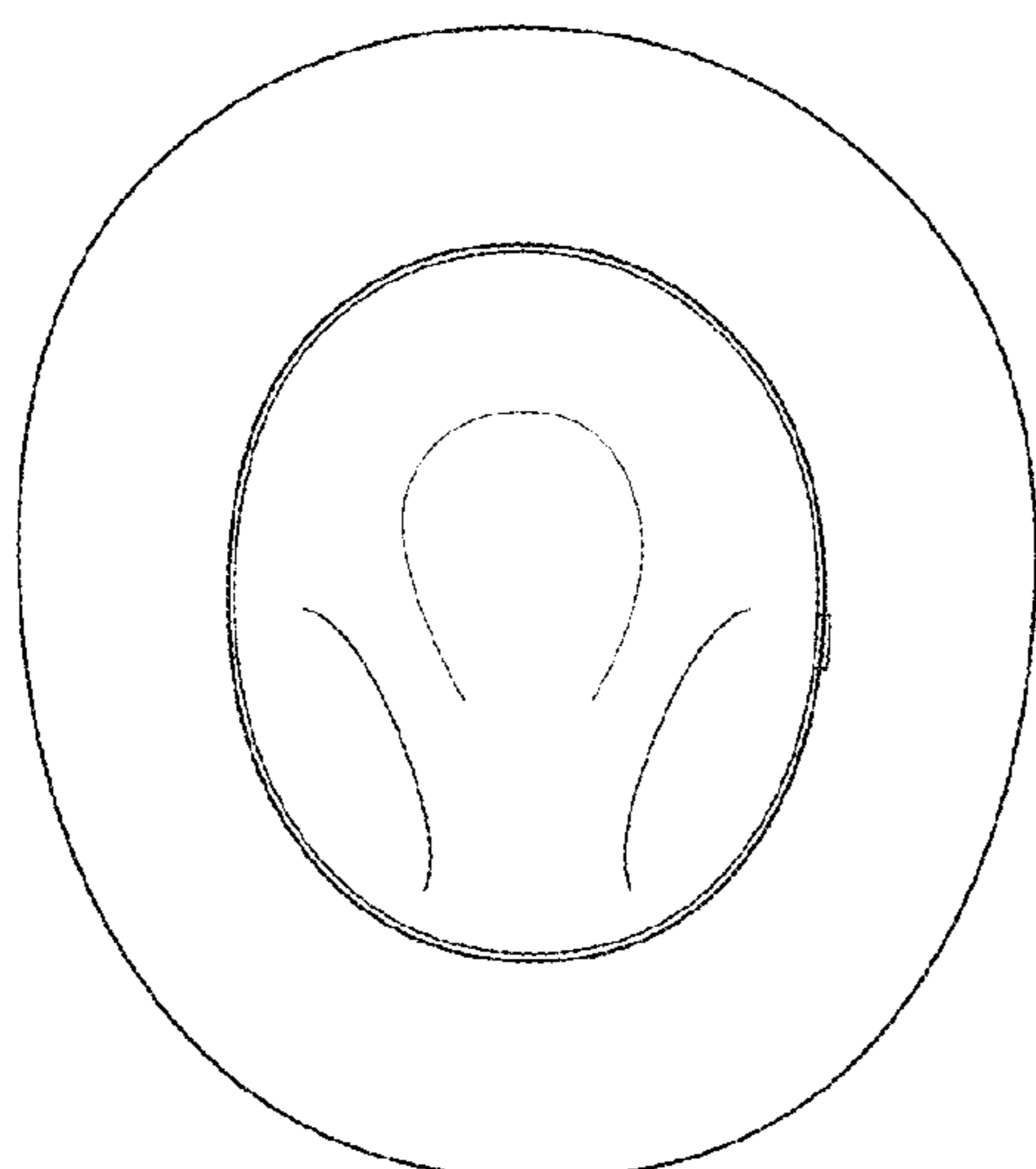


FIG. 2

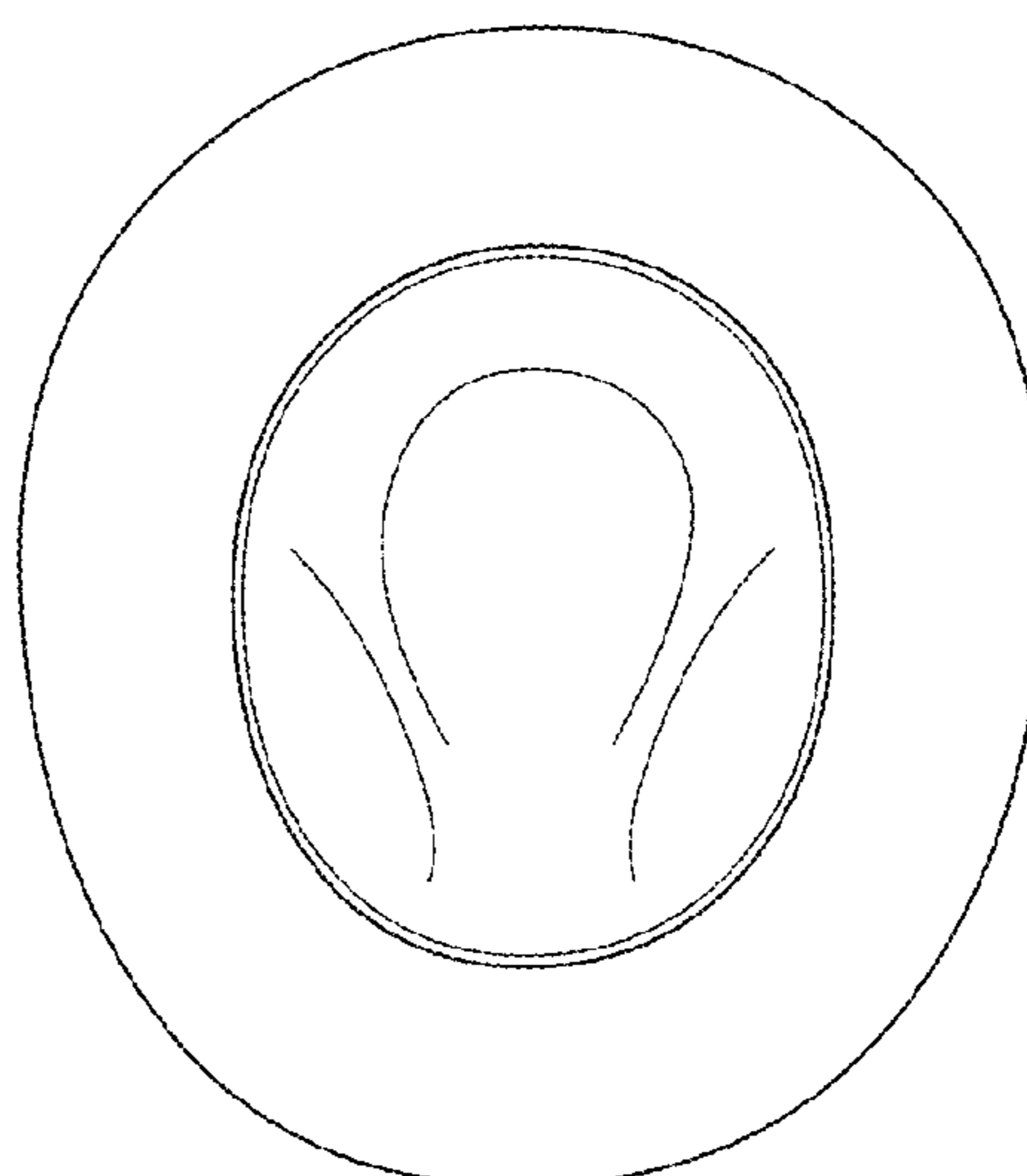


FIG. 3




FIG. 4




FIG. 5




FIG. 6

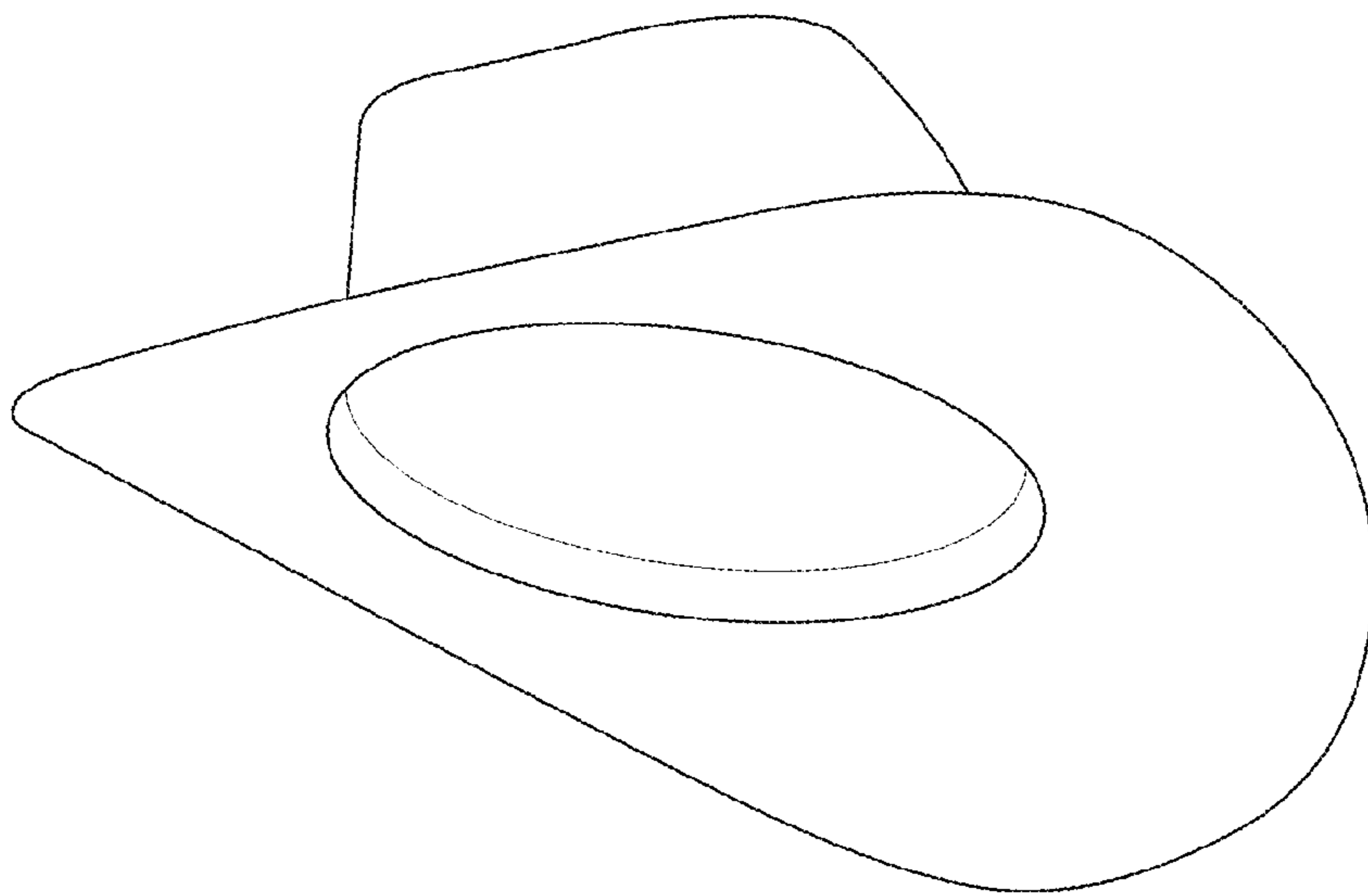


FIG. 7