



US00D727146S

(12) **United States Design Patent**
Kawai et al.

(10) **Patent No.:** **US D727,146 S**
(45) **Date of Patent:** **** Apr. 21, 2015**

(54) **PACKAGING CONTAINER**

FOREIGN PATENT DOCUMENTS

(71) Applicant: **DIC Corporation**, Itabashi-ku, Tokyo
(JP)

JP 1460967 S 2/2013
JP 1460968 S 2/2013

(Continued)

(72) Inventors: **Toru Kawai**, Sendai (JP); **Hiroki Mitsuhashi**, Funabashi (JP)

OTHER PUBLICATIONS

(73) Assignee: **DIC Corporation**, Tokyo (JP)

<http://www.morinagamilk.co.jp/download/index/7104/20130328>.
New TV Commercial, "Hareruya" version, for Morinaga's "Kraft World Select" packaged in a bag with an adhesive film, Mar. 22, 2013.

(**) Term: **14 Years**

Primary Examiner — Robert M Spear

(21) Appl. No.: **29/467,303**

(74) *Attorney, Agent, or Firm* — Westerman, Hattori, Daniels & Adrian, LLP

(22) Filed: **Sep. 18, 2013**

(57) **CLAIM**

(30) **Foreign Application Priority Data**

The ornamental design for a packaging container, as shown and described.

Mar. 29, 2013 (JP) 2013-007140
Mar. 29, 2013 (JP) 2013-007141
Mar. 29, 2013 (JP) 2013-007142
Jul. 4, 2013 (JP) 2013-015240

DESCRIPTION

(51) **LOC (10) Cl.** **09-07**

(52) **U.S. Cl.**
USPC **D9/434**

(58) **Field of Classification Search**
CPC B65D 27/30; B65D 27/36
USPC D9/416, 434, 436, 438, 518, 902;
D3/302, 303; 229/75, 76, 80.5, 82;
D20/22, 27, 28

FIG. 1 is a front perspective view of a first embodiment of a packaging container showing our new design;
FIG. 2 is a front view thereof;
FIG. 3 is an enlarged top plan view thereof;
FIG. 4 is an enlarged bottom plan view thereof;
FIG. 5 is a right side view thereof;
FIG. 6 is a left side view thereof;
FIG. 7 is a referential view thereof showing the article in use;
FIG. 8 is a front perspective view of a second embodiment of a packaging container showing our new design;
FIG. 9 is a front view thereof;
FIG. 10 is an enlarged top plan view thereof;
FIG. 11 is an enlarged bottom plan view thereof;
FIG. 12 is a right side view thereof;
FIG. 13 is a left side view thereof; and,
FIG. 14 is a referential view thereof showing the article in use.
The features shown in broken lines in the drawings depict environmental subject matter only and form no part of the claimed design. The dashed-dotted lines denote the boundary of the claim and form no part of the claimed design.

See application file for complete search history.

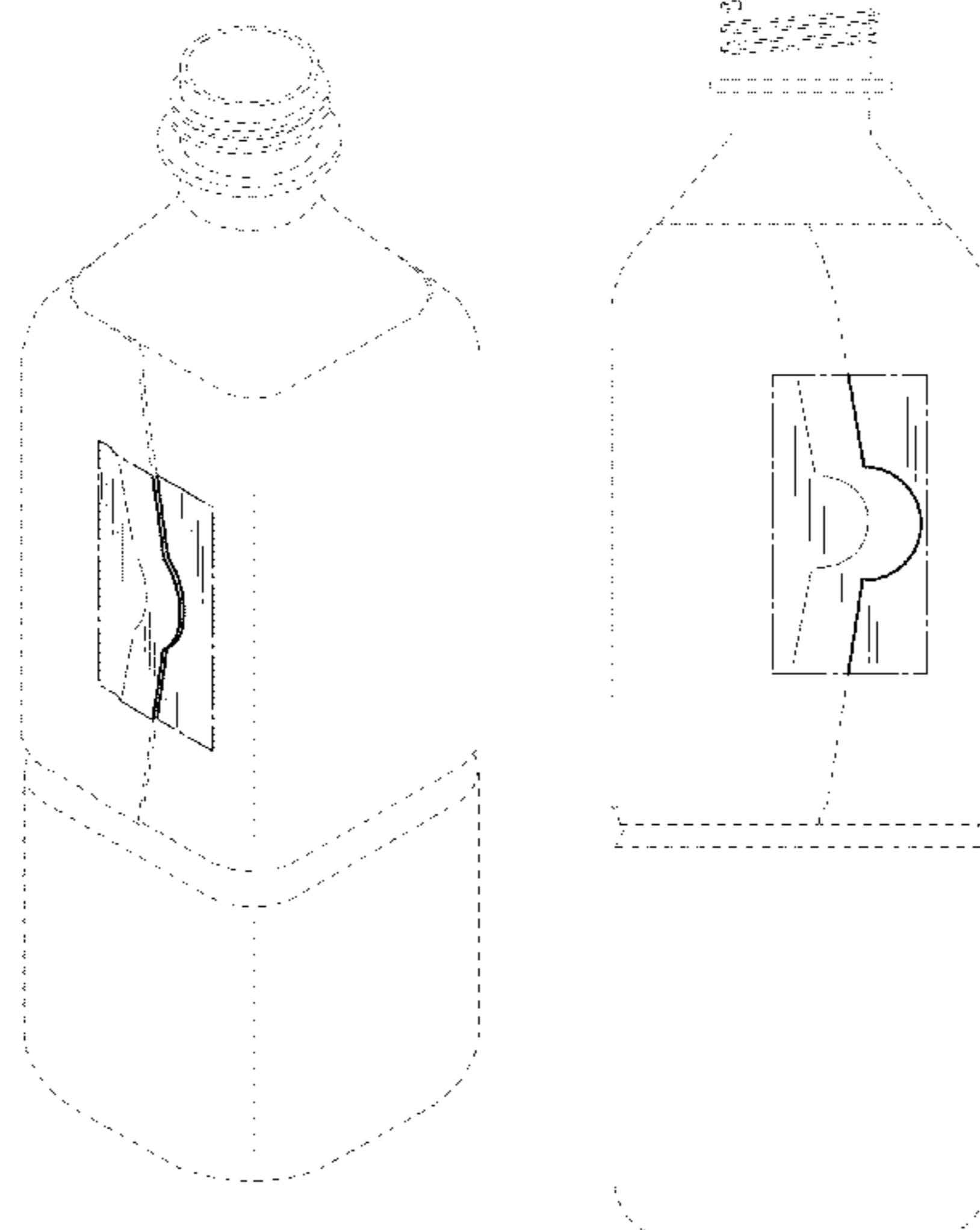
(56) **References Cited**

U.S. PATENT DOCUMENTS

D2,340 S * 6/1866 Raynor D19/3
D4,839 S * 4/1871 Cade D19/3
D8,225 S * 3/1875 Sneider D19/3
D18,414 S * 6/1888 Stern D19/3
674,461 A * 5/1901 Gerken 206/121

(Continued)

1 Claim, 14 Drawing Sheets



(56)

References Cited

U.S. PATENT DOCUMENTS

D34,777 S * 7/1901 Williams D19/3
D35,416 S * 12/1901 Dougherty D19/3
1,981,440 A * 11/1934 Swift 229/80
2,856,115 A * 10/1958 O'Brien 229/92.1
3,482,765 A * 12/1969 Probst, Jr. 229/75
5,873,603 A * 2/1999 Carless et al. 283/61
D558,825 S * 1/2008 Masters D19/4

D604,983 S * 12/2009 Rossell D6/616
D635,193 S * 3/2011 Renteria D20/27

FOREIGN PATENT DOCUMENTS

JP 1460971 S 2/2013
JP 1461144 S 2/2013
JP 1461145 S 2/2013

* cited by examiner

FIG. 1

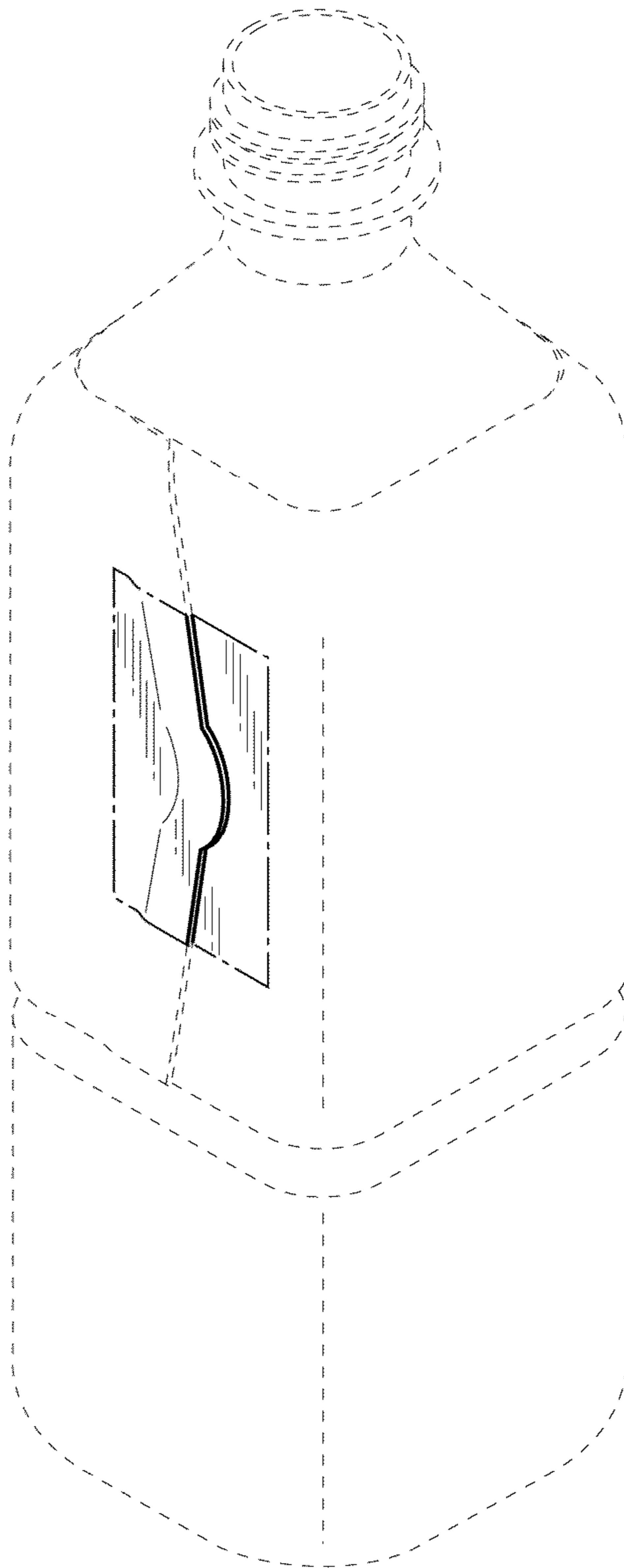


FIG. 2

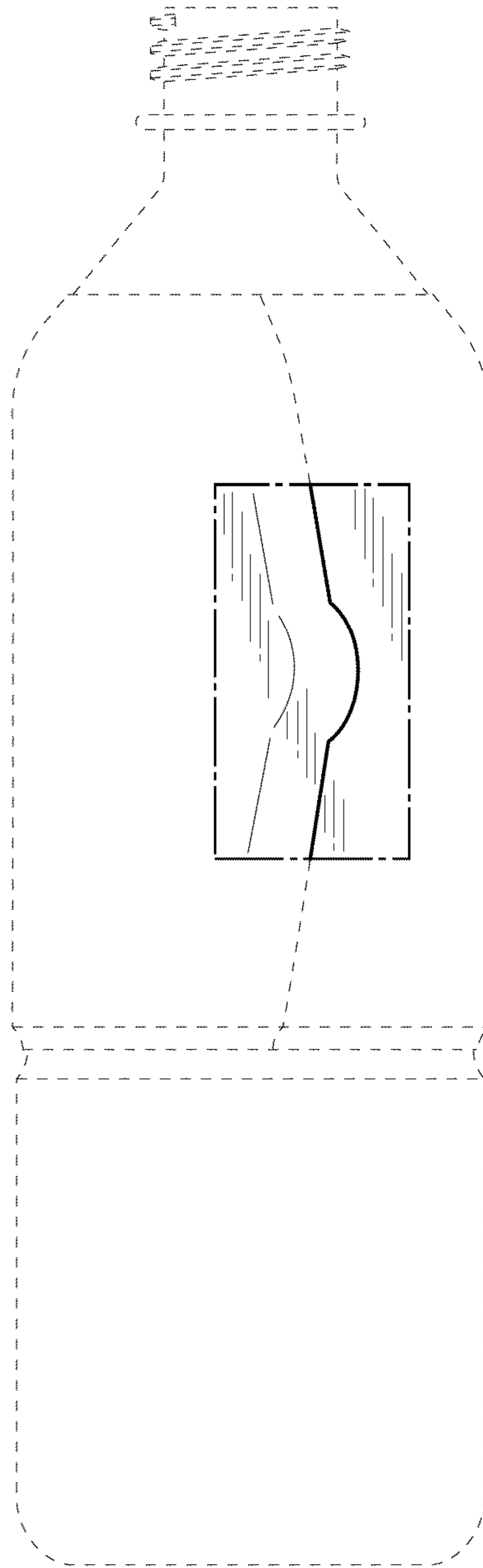


FIG. 3

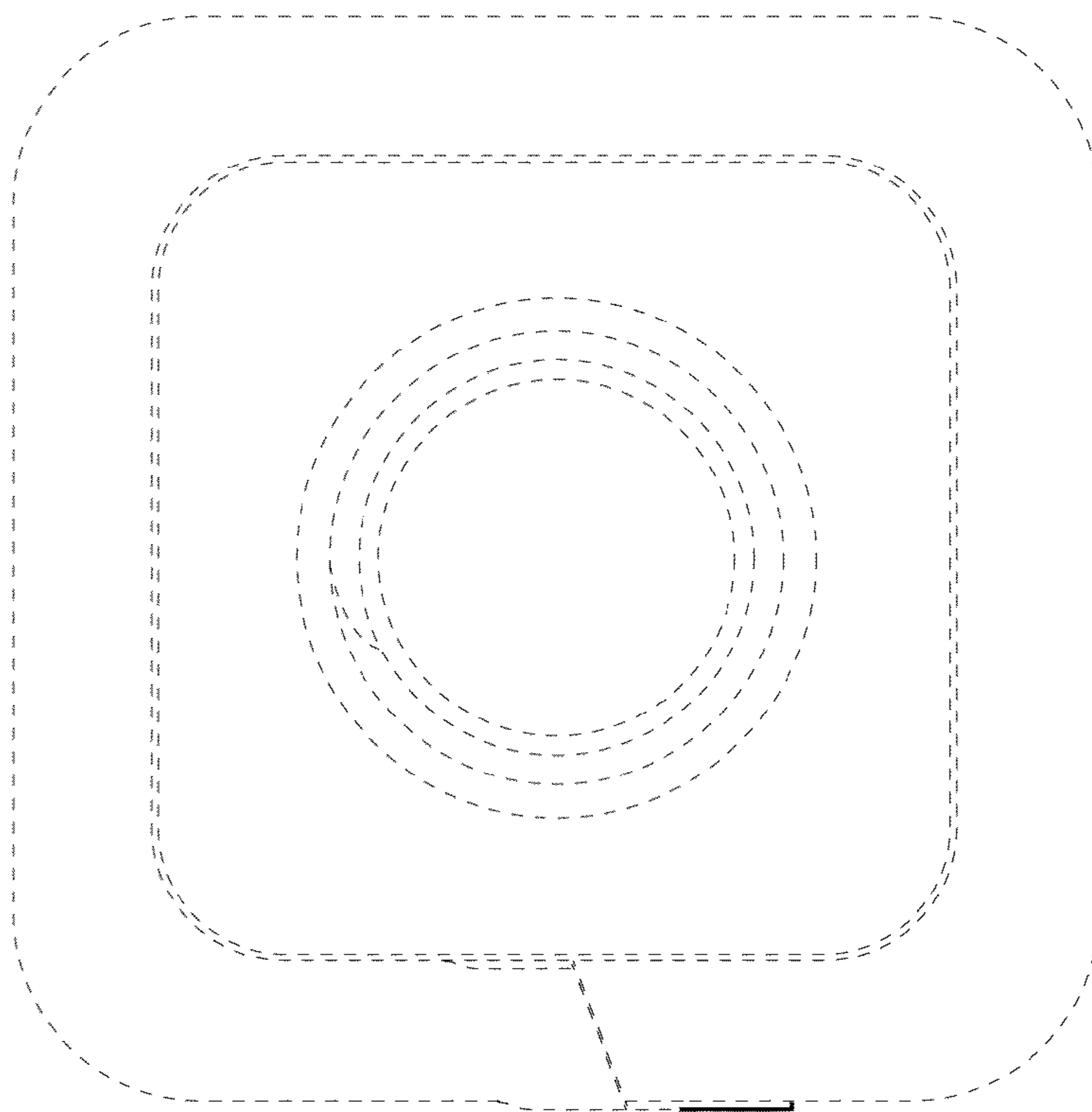


FIG. 4




FIG. 5




FIG. 6



FIG. 7

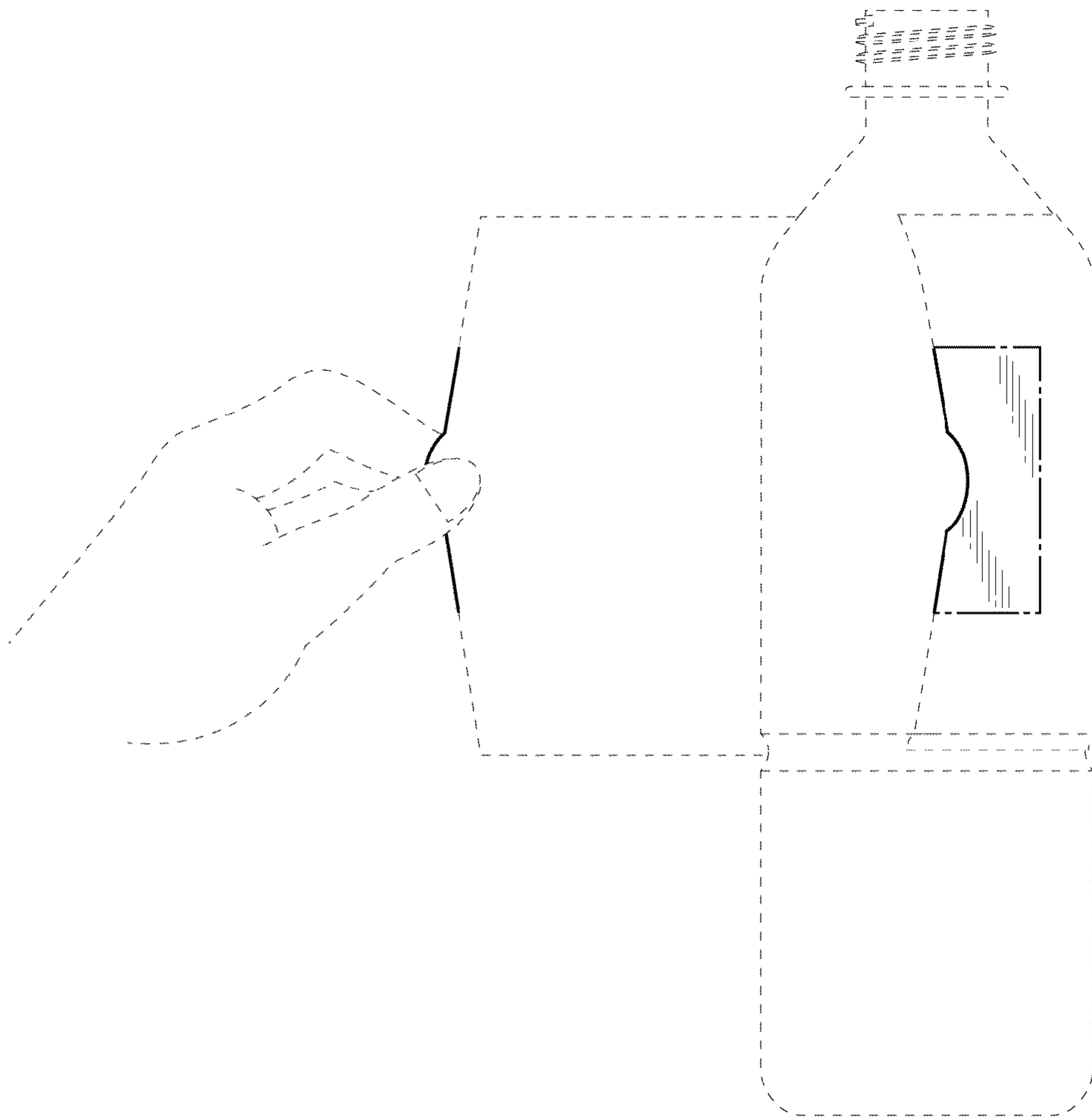


FIG. 8

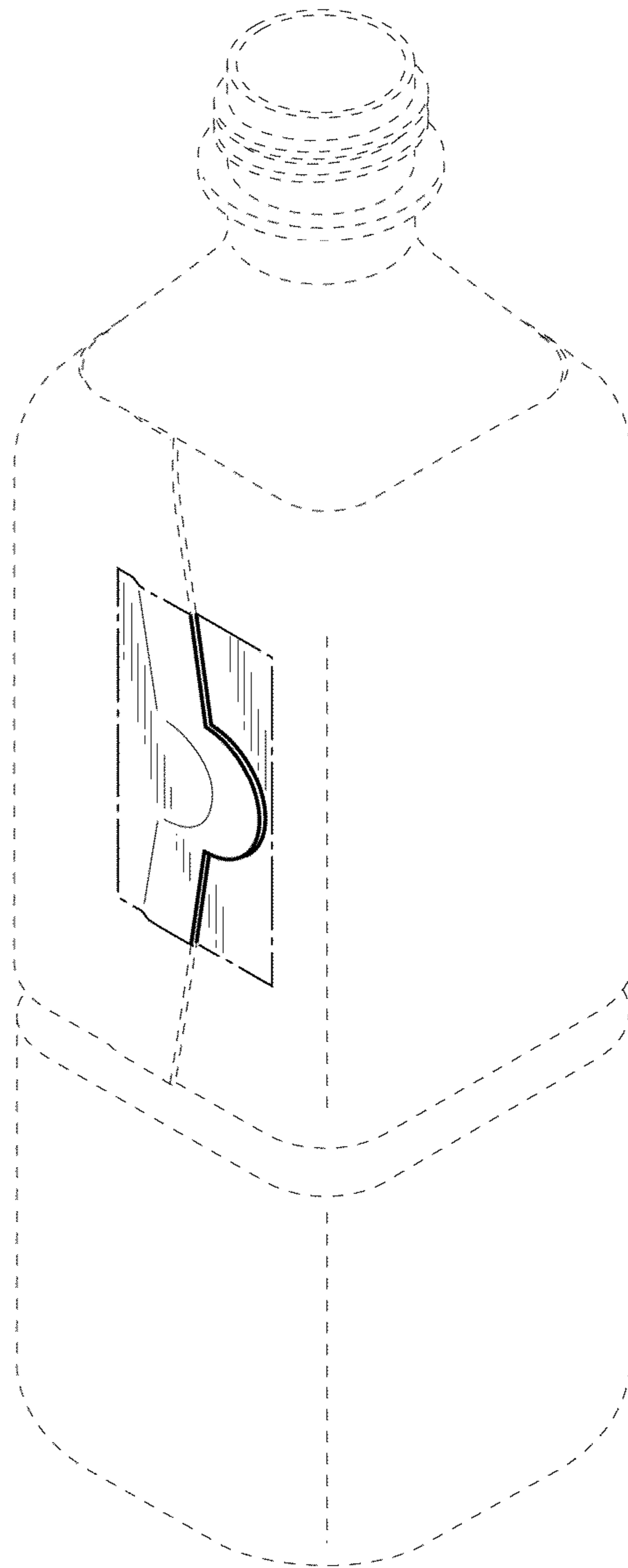


FIG. 9

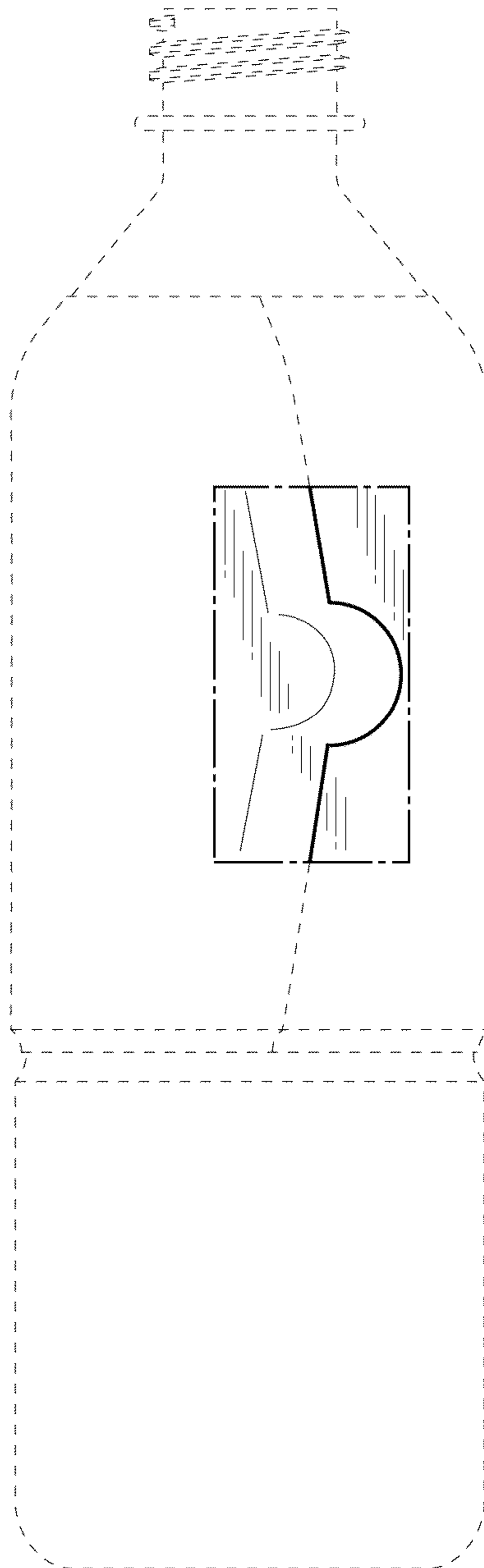


FIG. 10

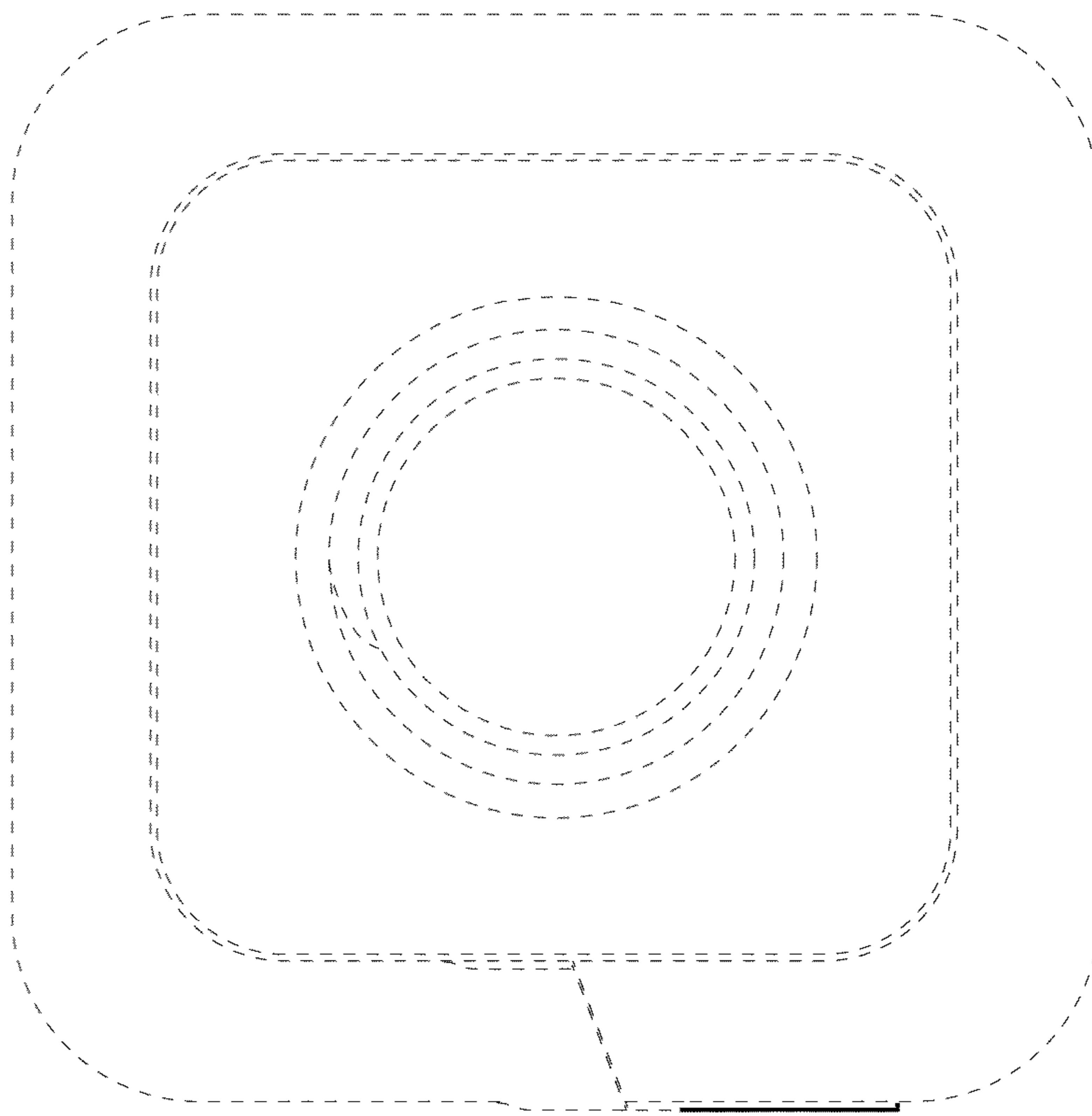


FIG. 11




FIG. 12




FIG. 13




FIG. 14

