



US00D727139S

(12) **United States Design Patent**
Johnston

(10) **Patent No.:** **US D727,139 S**
(45) **Date of Patent:** **** Apr. 21, 2015**

(54) **RETAINING STRAP**

(76) Inventor: **Scott T. Johnston**, Fort Collins, CO
(US)

(**) Term: **14 Years**

(21) Appl. No.: **29/431,524**

(22) Filed: **Sep. 7, 2012**

(51) **LOC (10) Cl.** **08-08**

(52) **U.S. Cl.**
USPC **D8/396**; D22/147

(58) **Field of Classification Search**
USPC D8/356, 383, 394-396; 24/16 PB,
24/17 AP, 30.5 P, 30.5 S, 300-302, 339,
24/DIG. 16, 713, 713.1; 248/58, 60, 74.3,
248/71; 70/16; 128/878; D12/408; D2/978;
D22/147

See application file for complete search history.

(56) **References Cited**

U.S. PATENT DOCUMENTS

2,869,276	A *	1/1959	Hagen	43/25
3,947,927	A *	4/1976	Rosenthal	24/306
4,414,969	A *	11/1983	Heyman	128/878
D295,776	S *	5/1988	Johansen	D22/147
5,076,288	A *	12/1991	Millard et al.	128/869
5,136,759	A *	8/1992	Armour, II	24/442
5,214,874	A *	6/1993	Faulkner	43/25.2
D353,262	S *	12/1994	Cantavespre et al.	D3/221
5,433,359	A *	7/1995	Flowers	224/222
5,561,937	A *	10/1996	Johnson	43/21.2
D386,829	S *	11/1997	Lovin	D29/122
5,882,320	A *	3/1999	Peterson	602/3
6,049,953	A *	4/2000	McCay et al.	24/302
6,775,896	B2 *	8/2004	Dudek et al.	29/417
6,782,654	B1 *	8/2004	Borchardt	43/54.1
6,931,782	B1 *	8/2005	Pitcock	43/21.2
7,171,731	B1 *	2/2007	Borcherding	24/302
D548,303	S *	8/2007	Hernandez	D22/147
7,543,725	B2 *	6/2009	Herzog	224/576

7,707,766	B2 *	5/2010	Millen et al.	43/23
D628,265	S *	11/2010	Schwartz	D22/147
D662,266	S *	6/2012	Dold et al.	D30/152
8,333,358	B2 *	12/2012	Carnes	248/518
8,366,058	B2 *	2/2013	Tiedemann, Sr.	248/74.3
2007/0214708	A1 *	9/2007	Millen et al.	43/23

OTHER PUBLICATIONS

http://www.fly-fishing-tackle.co.uk/acatalog/wrist_supports.html#.UBxHU6PCTsg.

<http://midcurrent.com/2010/12/20/ross-perfect-cast-casting-aid/>.

http://www.cabelas.com/float-tube-pontoon-accessories-rod-leash-1.shtml?WT.tsrc=CSE&WT.mc_id=GoogleProductAds&WT.z_mc_idl=34493118&rid=40&mr:trackingCode=FAC41BCD-958E-DF11-A0C8-002219318F67&mr:referralID=NA&mr:adType=pla&mr:ad=5855055624&mr:keyword={keyword}.

http://www.cabelas.com/product/743502.uts?WT.tsrc=CRR&WT.mc_id=ccrtdfd.

* cited by examiner

Primary Examiner — John Windmuller

(74) *Attorney, Agent, or Firm* — Samuel M. Freund;
Cochran Freund & Young LLC

(57) **CLAIM**

The ornamental design for a retaining strap, as shown and described.

DESCRIPTION

FIG. 1 is an isometric view of a retaining strap in a closed condition showing my new design.

FIG. 2 is an isometric view of a retaining strap in an open condition showing my new design

FIG. 3 is a front elevation view thereof.

FIG. 4 is a rear plan view thereof.

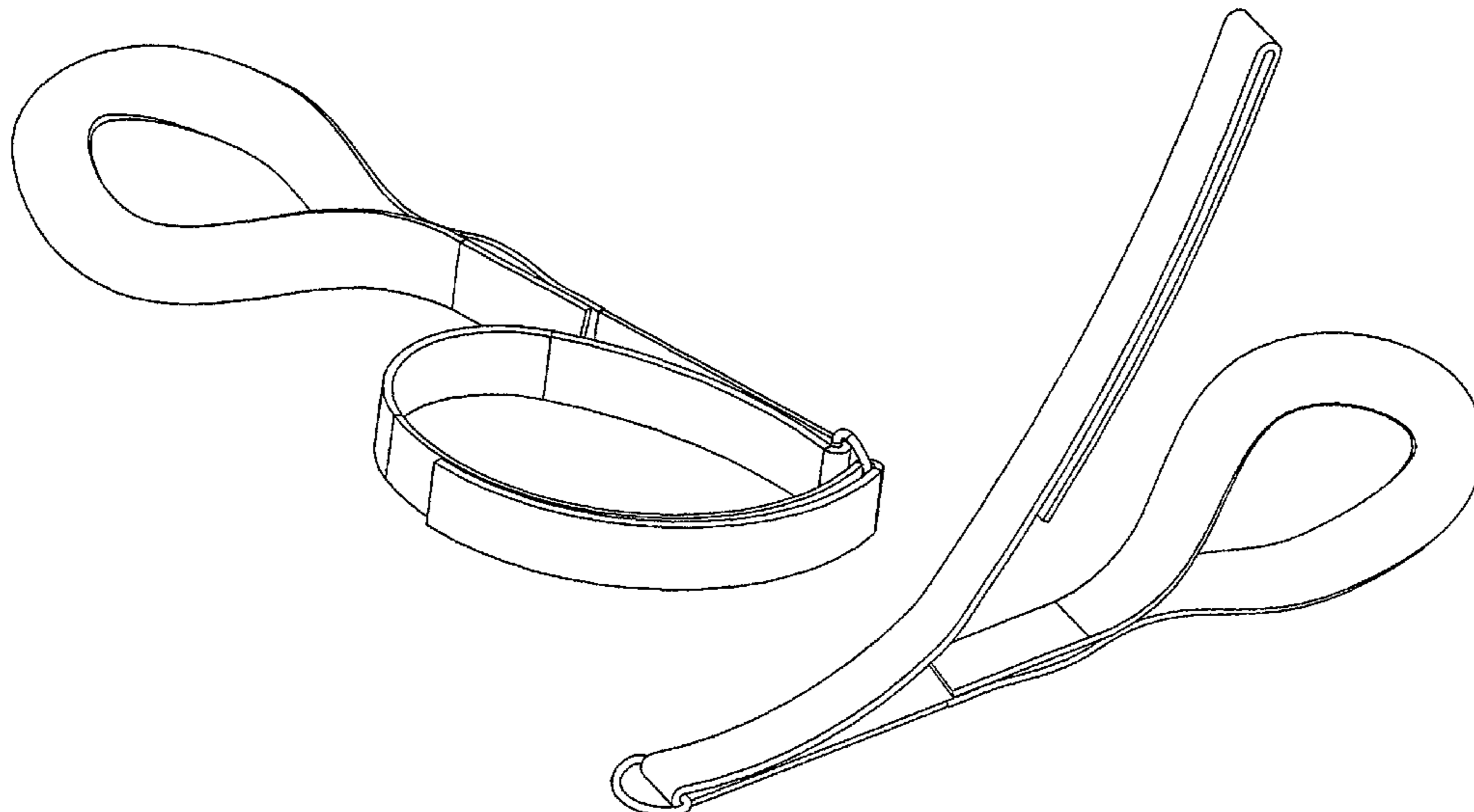
FIG. 5 is a left side elevation view thereof.

FIG. 6 is a right side elevation view thereof.

FIG. 7 is a top elevation view thereof; and,

FIG. 8 is a bottom plan view thereof.

1 Claim, 8 Drawing Sheets



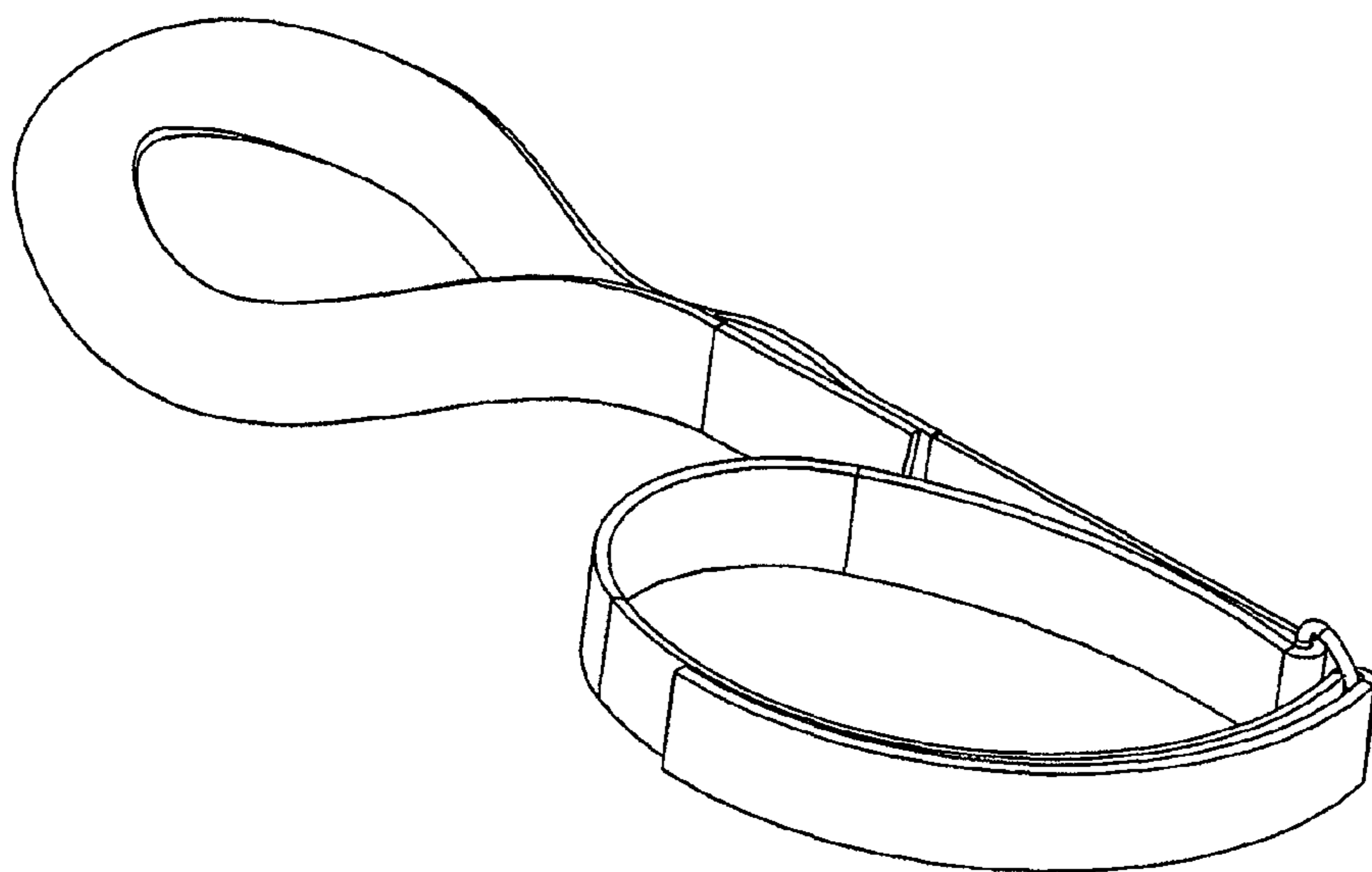


FIG. 1

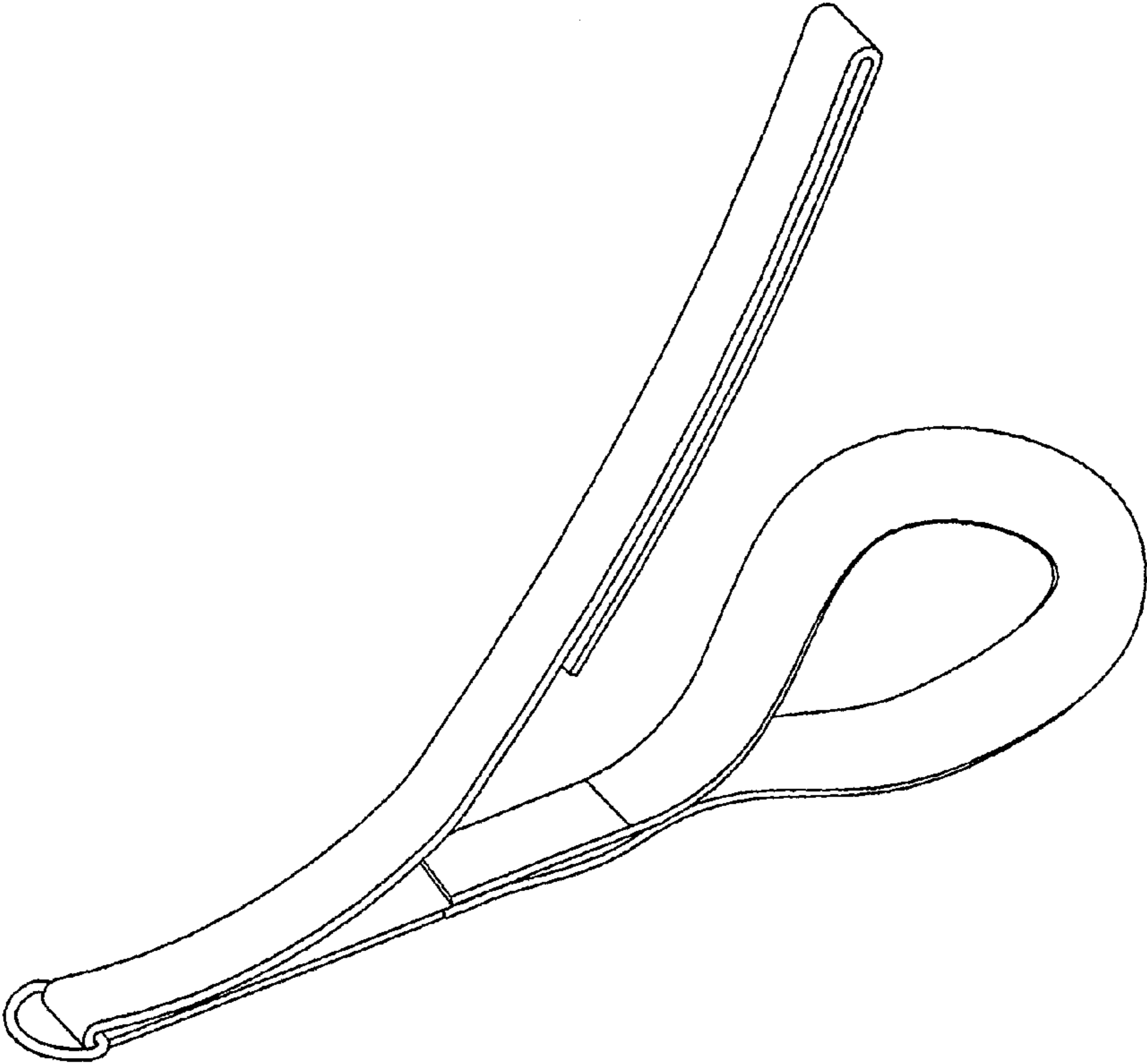


FIG. 2

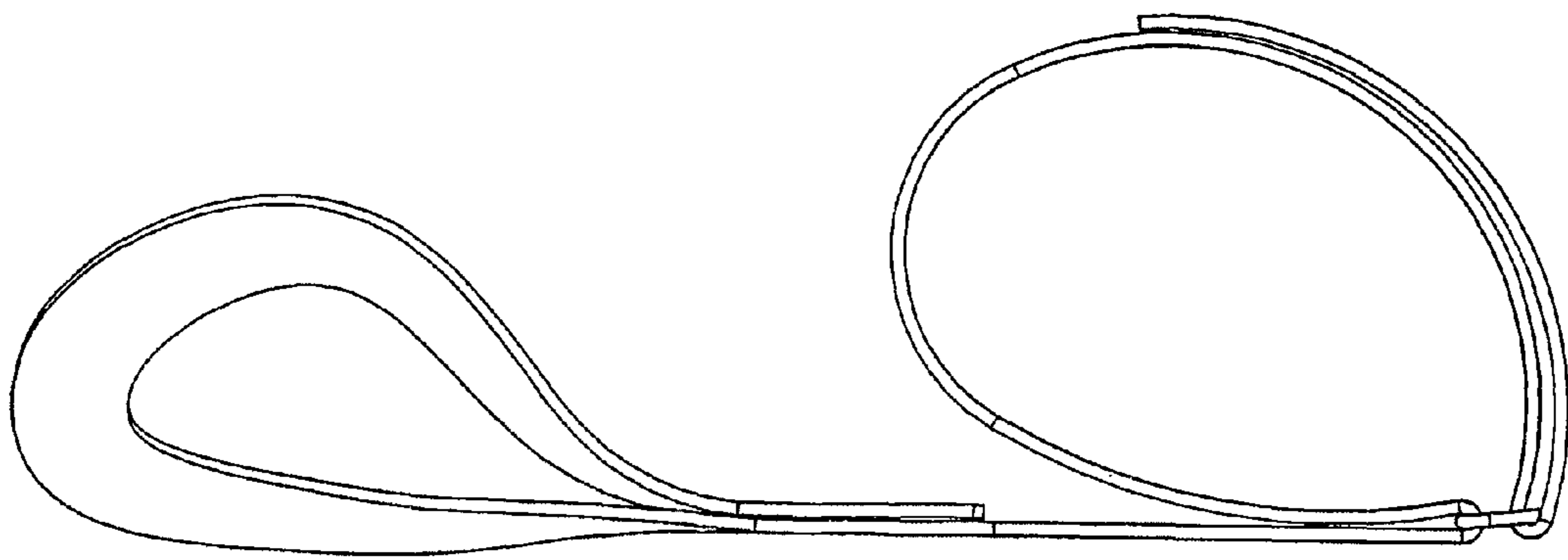


FIG. 3

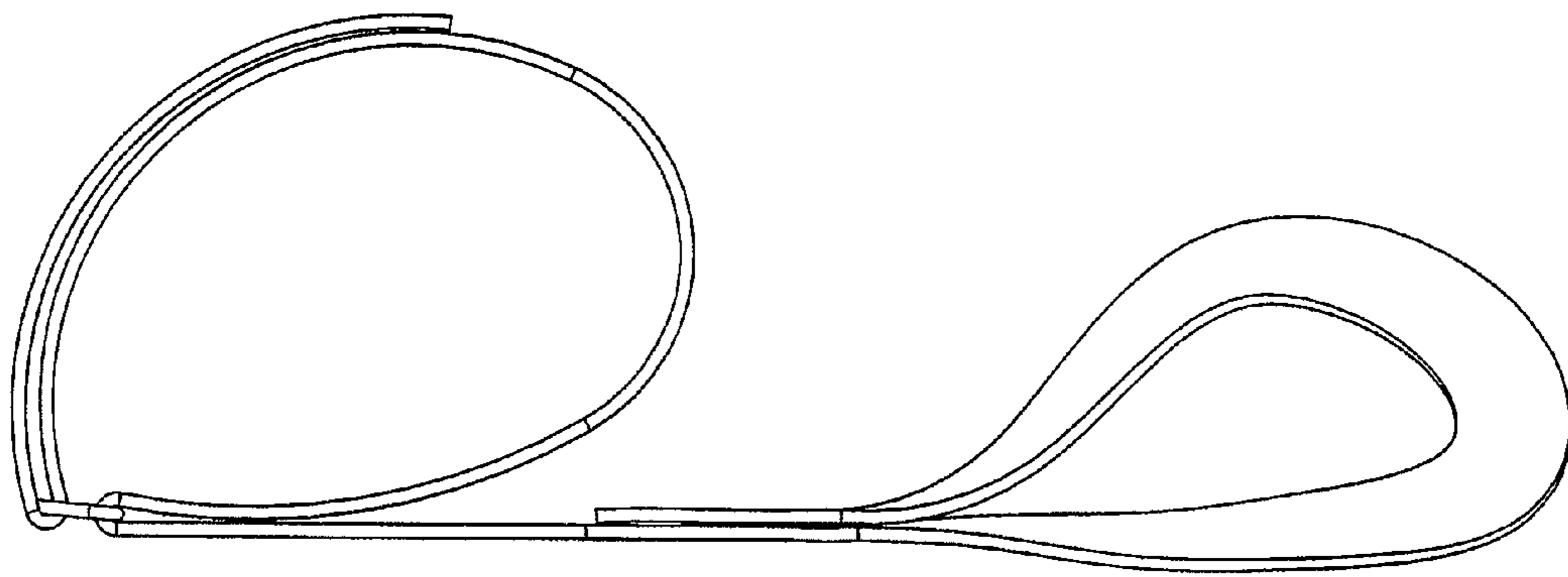


FIG. 4

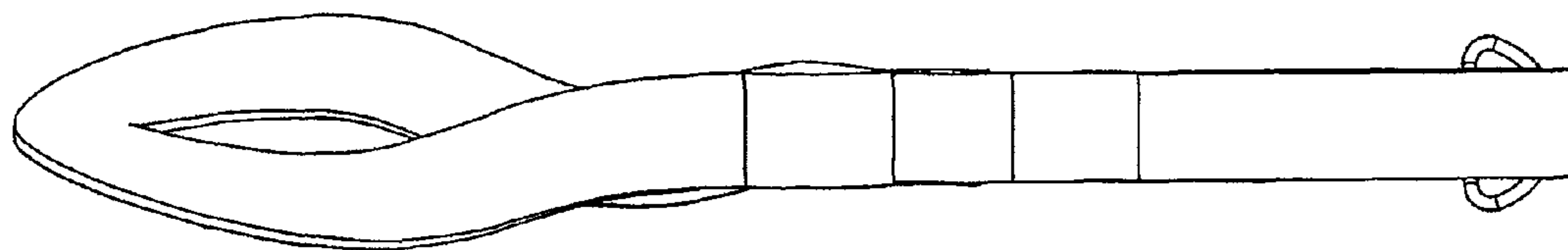


FIG. 5

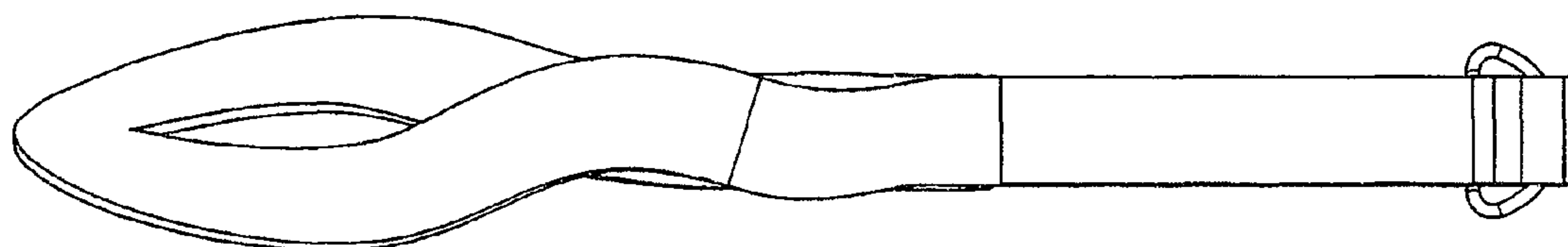


FIG. 6

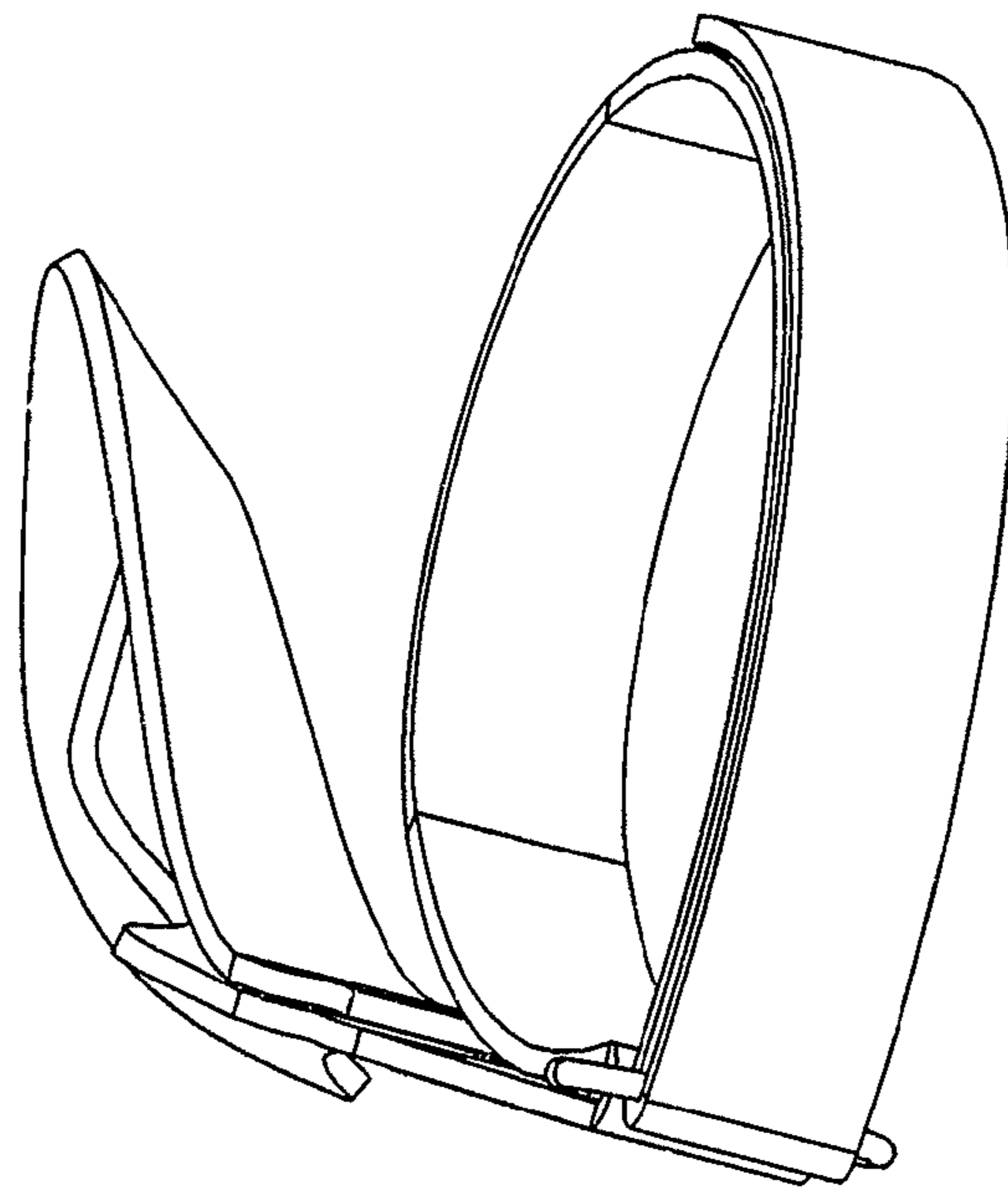


FIG. 7

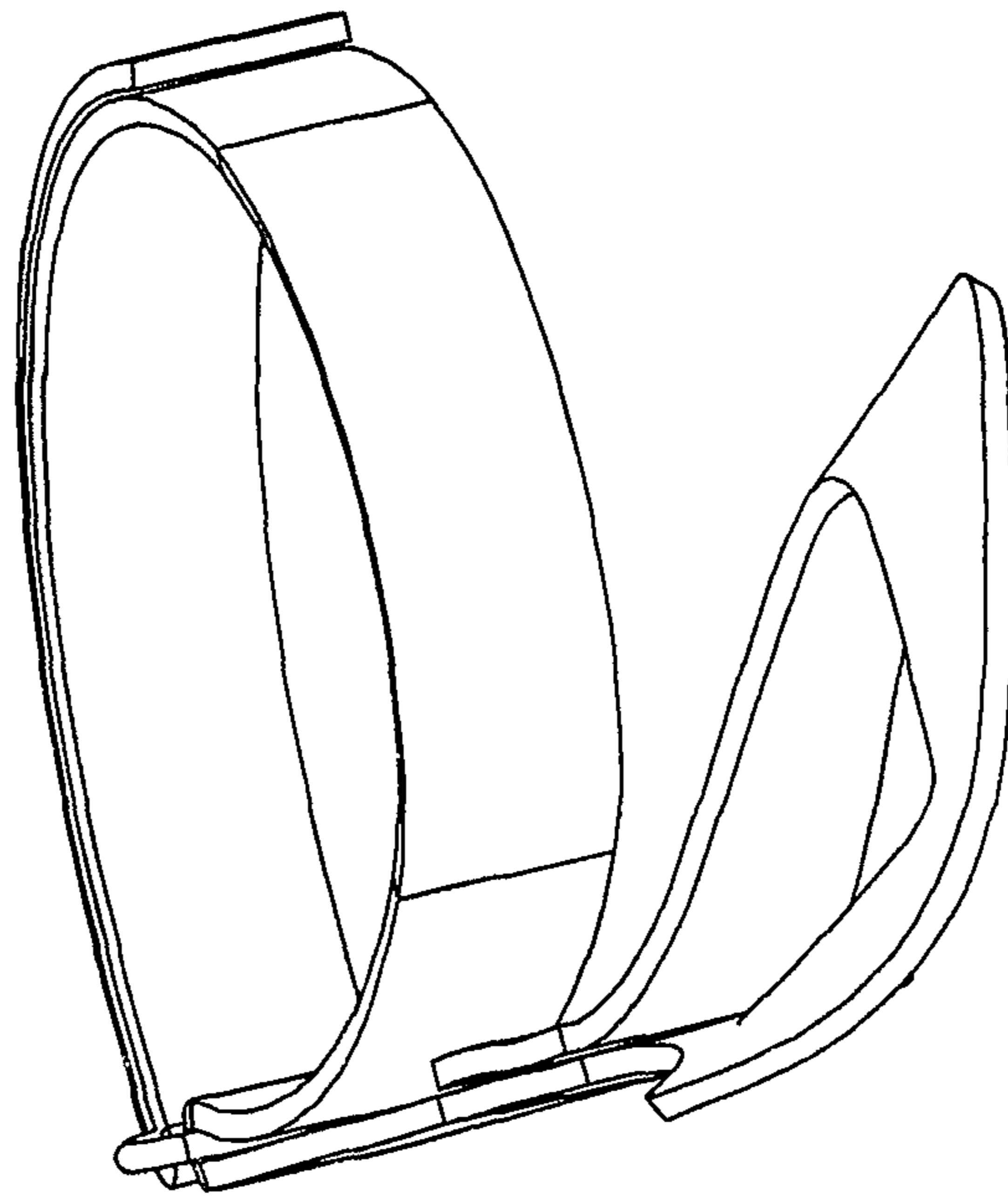


FIG. 8