



US00D727105S

(12) **United States Design Patent**
Ke

(10) **Patent No.:** **US D727,105 S**
(45) **Date of Patent:** **** Apr. 21, 2015**

(54) **WATER BOTTLE**

(71) Applicant: **Seikilife (Shanghai) Housewares Co., Ltd.**, Shanghai (CN)

(72) Inventor: **David Ke**, Shanghai (CN)

(73) Assignee: **Seikilife (Shanghai) Housewares Co., Ltd.**, Shanghai (CN)

(**) Term: **14 Years**

(21) Appl. No.: **29/486,405**

(22) Filed: **Mar. 28, 2014**

(51) **LOC (10) Cl.** **07-01**

(52) **U.S. Cl.**
USPC **D7/531; D7/523**

(58) **Field of Classification Search**
USPC D7/509, 510, 511, 513, 514, 519, 523,
D7/525, 526, 529, 530, 531, 532, 535, 536,
D7/540, 551.1, 551.2, 560, 566, 588,
D7/624.2, 624.1, 633, 631; D9/501, 502,
D9/530, 552, 556, 559, 567, 571, 776;
220/713, 544, 703, 705, 592.17, 592.2;
D11/38, 39, 37, 35, 78.1, 212, 3, 6, 17,
D11/18, 22, 29, 227, 15; D10/32; D21/455,
D21/466

See application file for complete search history.

(56) **References Cited**

U.S. PATENT DOCUMENTS

D5,744 S * 4/1872 Hobbs D7/531
D91,750 S * 3/1934 Anderson D9/541
D176,877 S * 2/1956 Newmark D24/194

D205,461 S * 8/1966 McCormick D7/523
D219,882 S * 2/1971 Thrush D7/509
D227,557 S * 7/1973 Bagguley D9/775
D230,187 S * 1/1974 Schultz D26/11
D452,797 S * 1/2002 Palefsky et al. D7/511
D486,996 S * 2/2004 Karp D7/510
D510,679 S * 10/2005 Smith et al. D7/396.2
D511,436 S * 11/2005 Giddings et al. D7/509
D602,735 S * 10/2009 Lown et al. D7/397
D609,104 S * 2/2010 Ablo D9/538
D668,956 S * 10/2012 Hirst D9/516
D675,091 S * 1/2013 Cook et al. D9/428
8,557,151 B2 * 10/2013 Lipson 264/40.7

* cited by examiner

Primary Examiner — Marianne Pandozzi

Assistant Examiner — Jae Liang

(74) *Attorney, Agent, or Firm* — Wang Law Firm, Inc.; Li K. Wang; Stephen Hsu

(57) **CLAIM**

The ornamental design for a water bottle, as shown and described.

DESCRIPTION

FIG. 1 is a perspective view of a water bottle showing my new design;

FIG. 2 is a front view thereof;

FIG. 3 is a left side view thereof;

FIG. 4 is a rear view thereof;

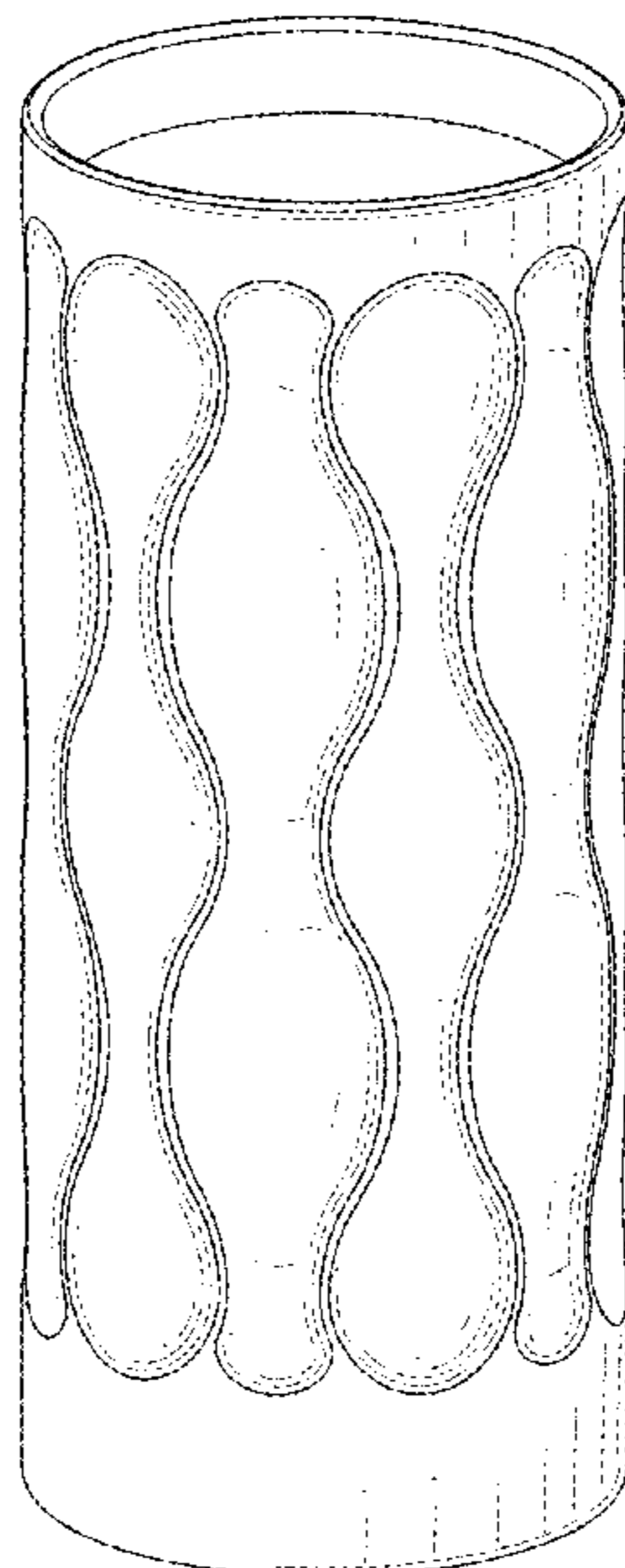
FIG. 5 is a right side view thereof;

FIG. 6 is a top view thereof; and,

FIG. 7 is a bottom view thereof.

The broken lines in the figure drawings are for the purpose of illustration and form no part of the claimed design.

1 Claim, 6 Drawing Sheets



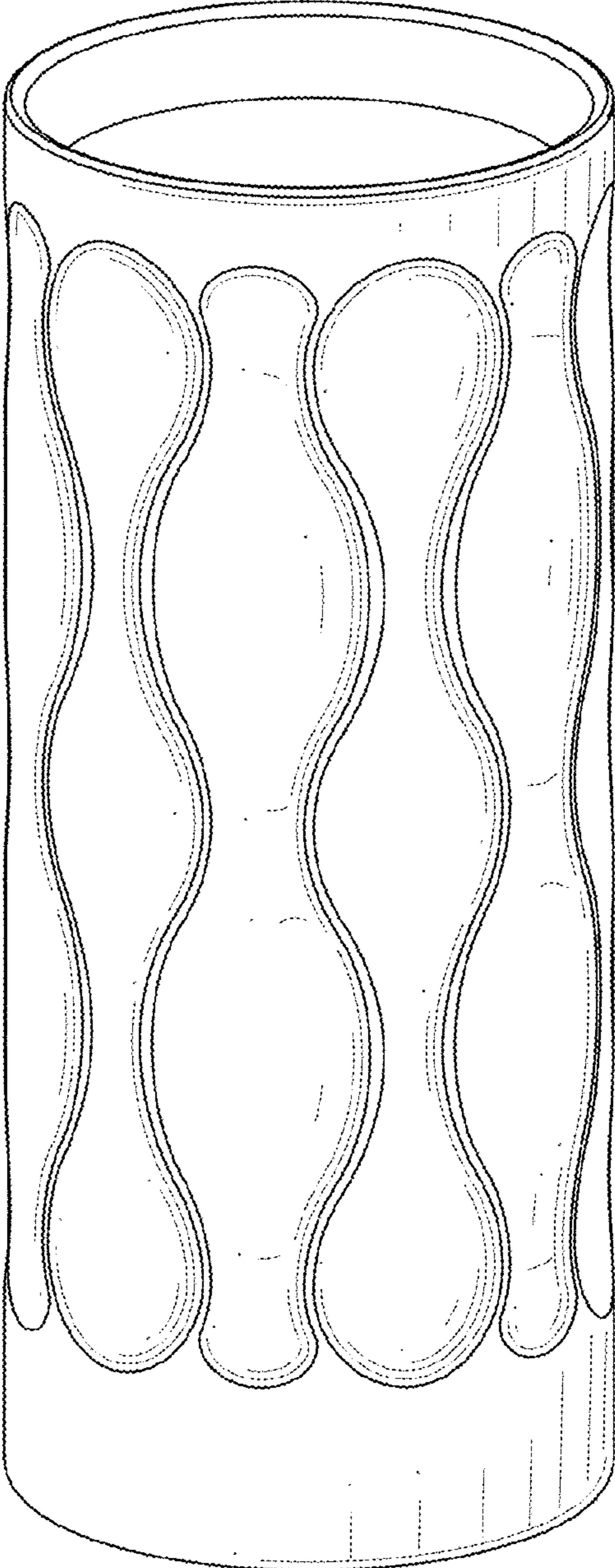


FIG. 1

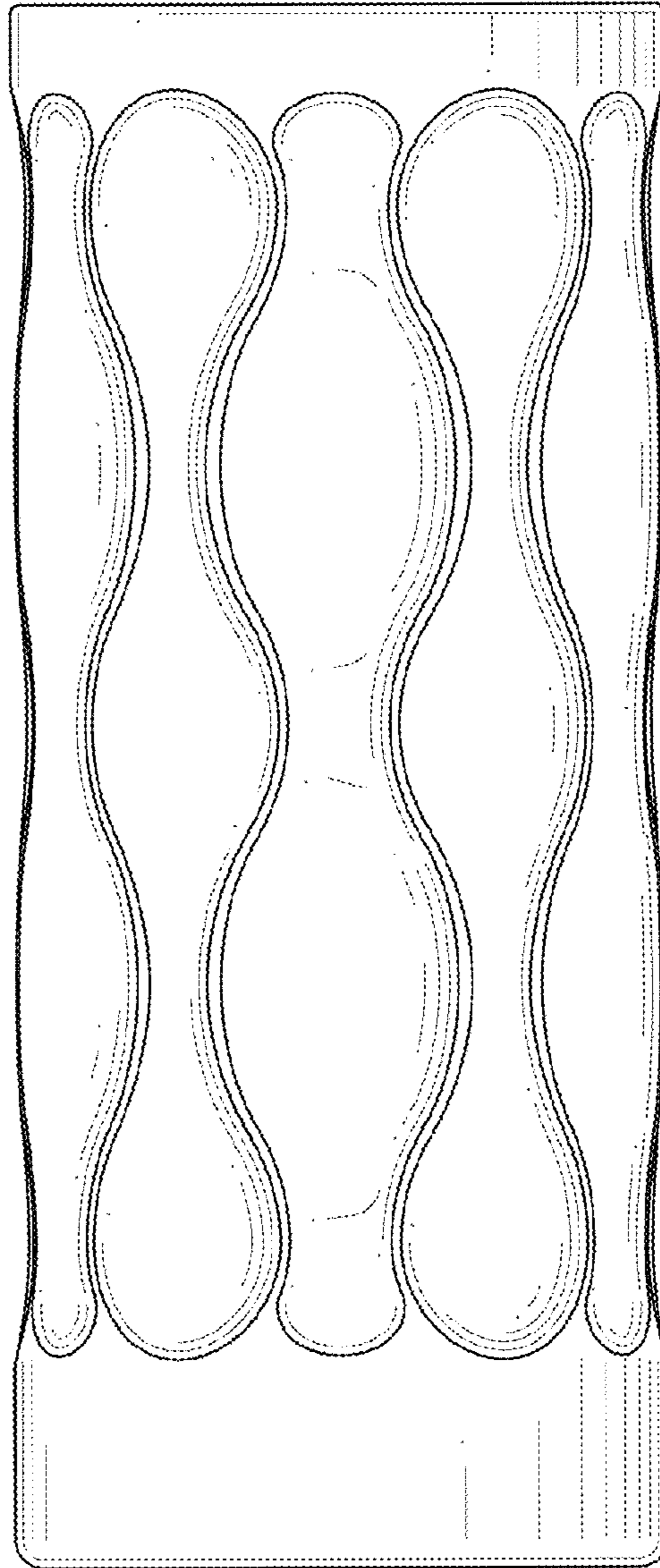


FIG. 2

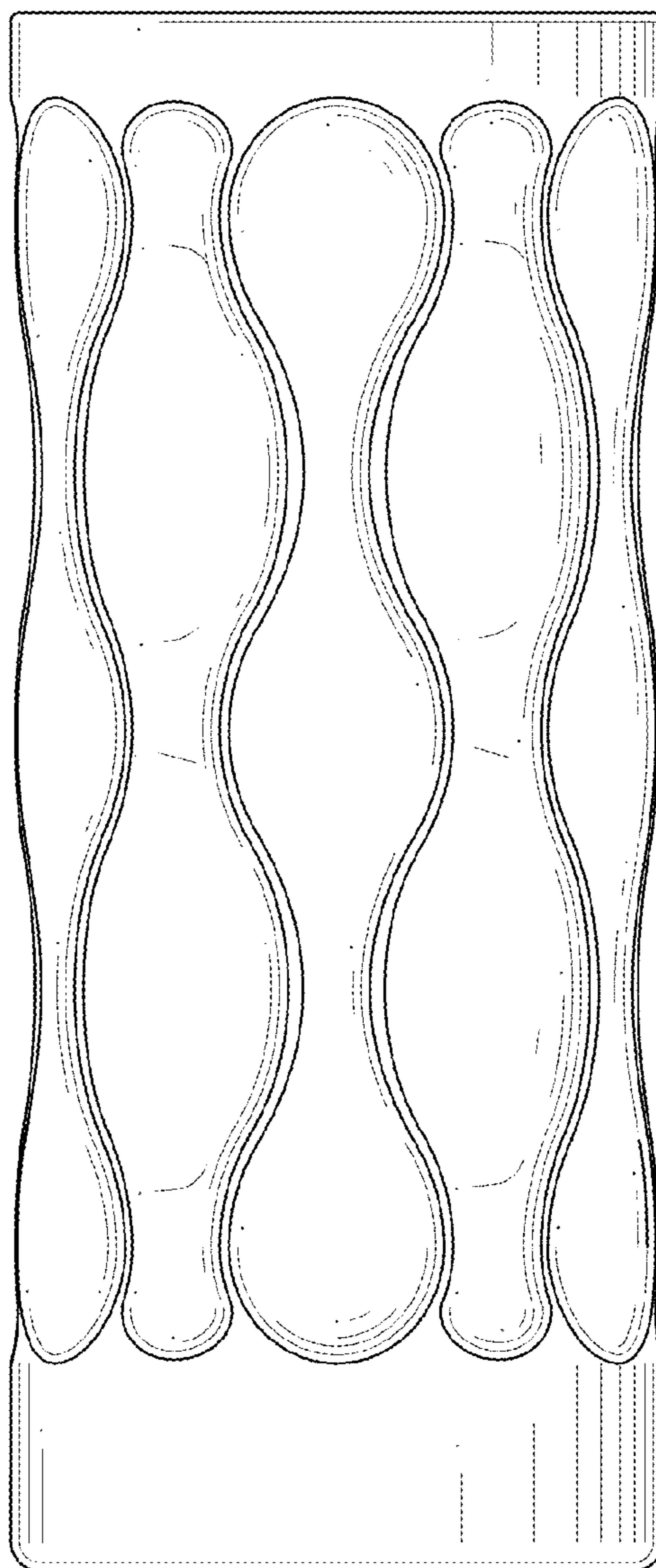


FIG. 3

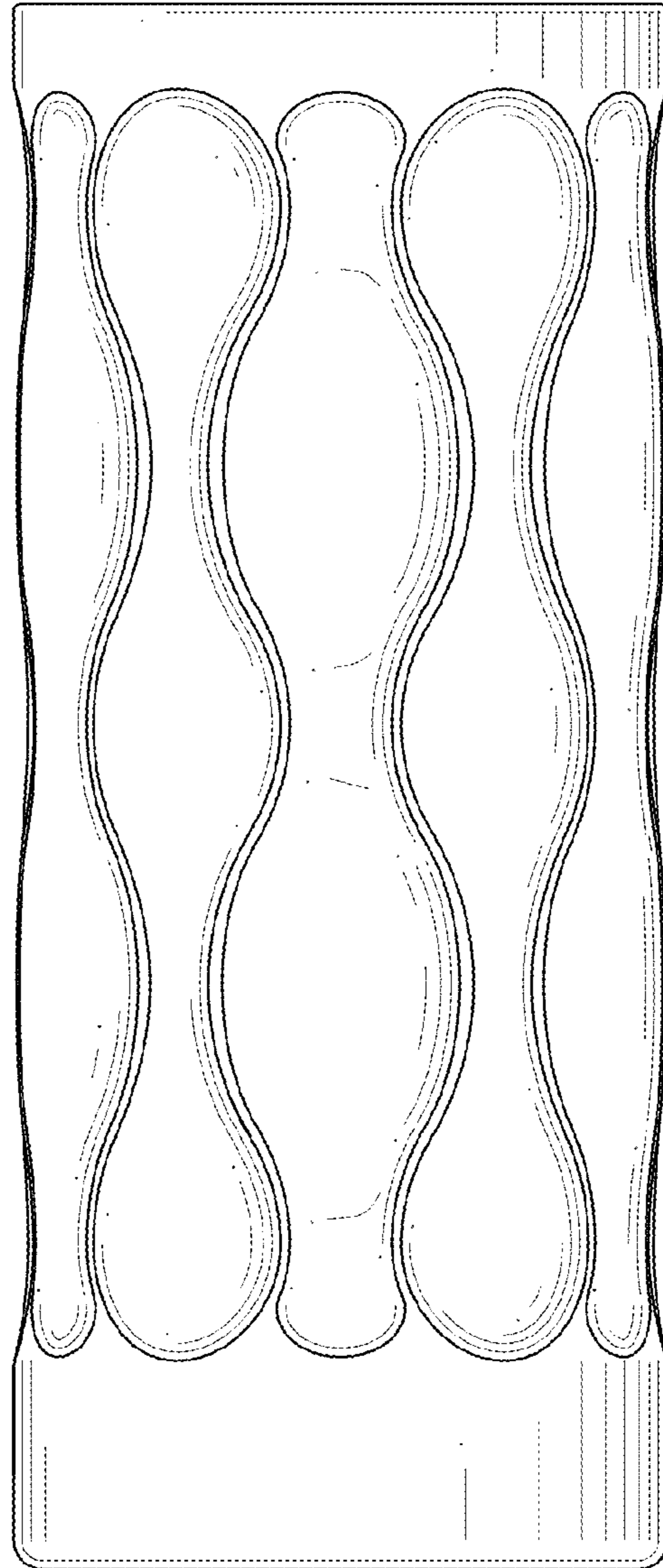


FIG. 4

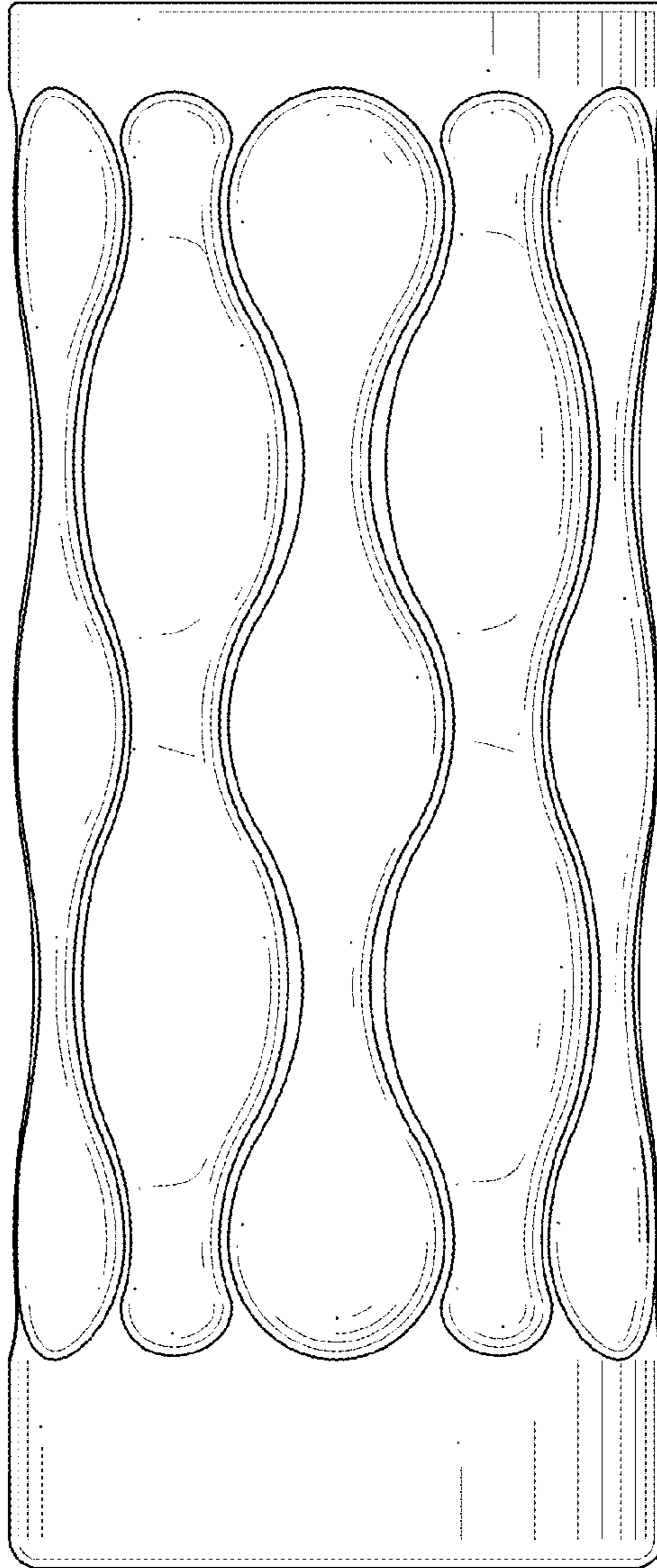


FIG. 5

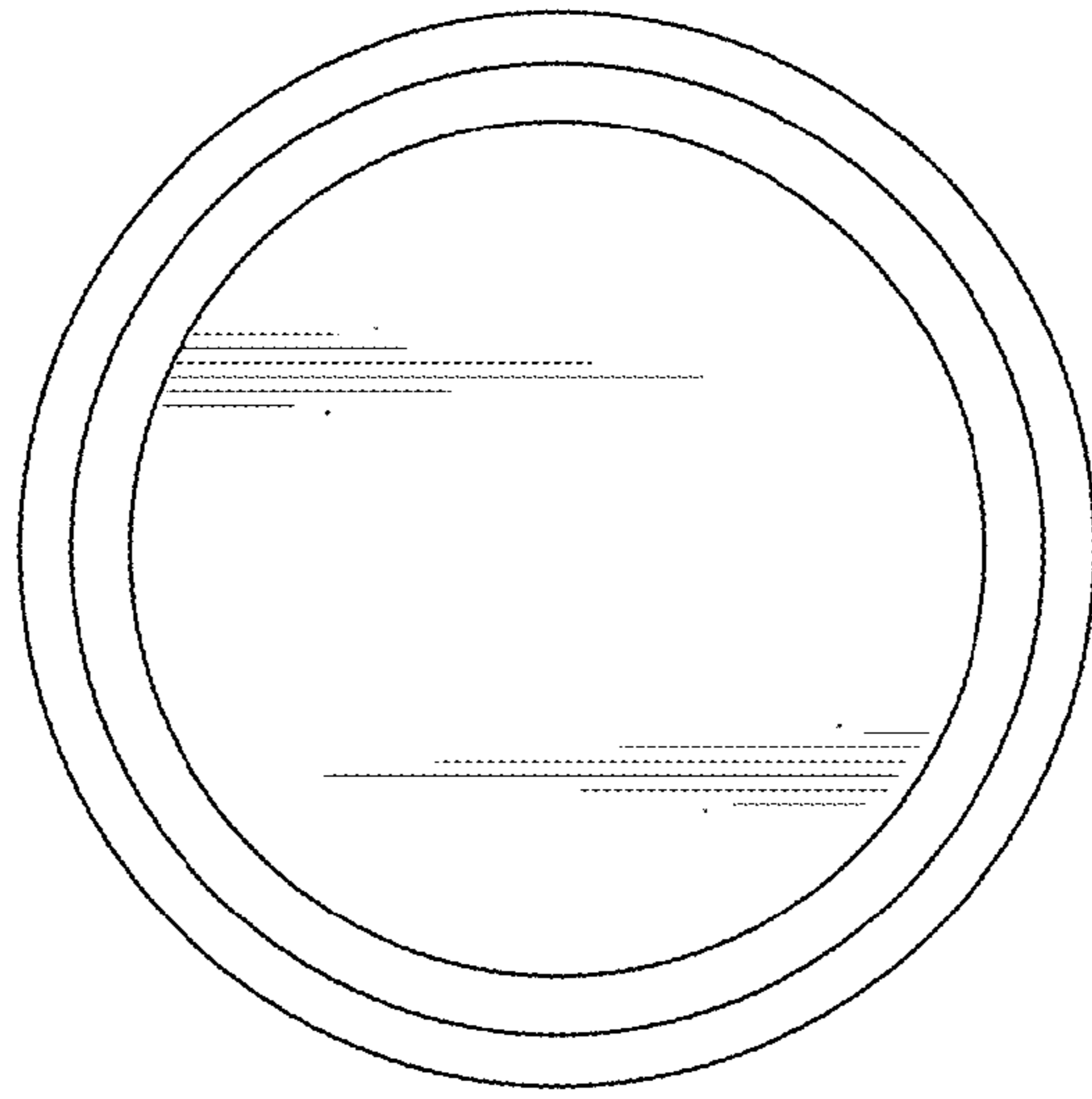


FIG. 6

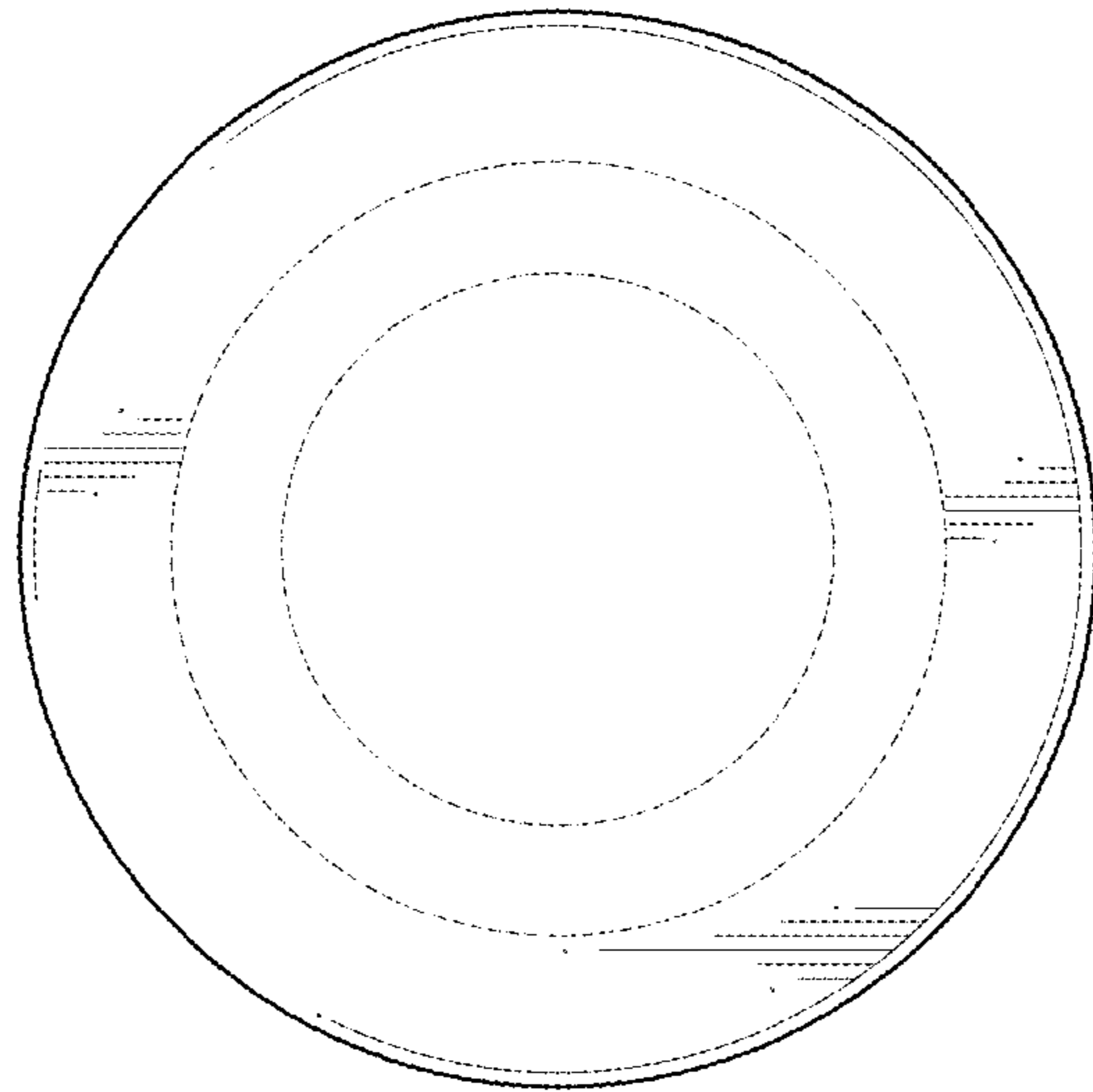


FIG. 7