

US00D727103S

(12) **United States Design Patent**
Tilgner

(10) **Patent No.:** **US D727,103 S**
(45) **Date of Patent:** **** Apr. 21, 2015**

(54) **DECORATIVE STEMWARE GLASS**

(71) Applicant: **Summer Tilgner**, Lake Havasu City, AZ
(US)

(72) Inventor: **Summer Tilgner**, Lake Havasu City, AZ
(US)

(**) Term: **14 Years**

(21) Appl. No.: **29/441,276**

(22) Filed: **Jan. 3, 2013**

(51) **LOC (10) Cl.** **07-01**

(52) **U.S. Cl.**
USPC **D7/524**

(58) **Field of Classification Search**
USPC D7/213, 305, 392.1, 396.2, 505, 507,
D7/509, 510, 511, 522, 523, 528, 532, 533,
D7/536, 537; D9/780; D19/81; D34/1;
220/703, 705, 710, 713
See application file for complete search history.

(56) **References Cited**

U.S. PATENT DOCUMENTS

D41,465 S	6/1911	Prosch	
D63,856 S	2/1924	Trippi	
D69,382 S *	2/1926	Bryce	D7/528
D69,868 S *	4/1926	Bell	D7/528
D109,535 S *	5/1938	Shapiro	D7/528
D112,984 S *	1/1939	Bryce	D7/528
D234,108 S *	1/1975	Achenbach	D7/528
D258,925 S *	4/1981	Perrin	D7/537
D290,208 S *	6/1987	Hlava et al.	D7/523
D298,995 S	12/1988	Durand	
D299,101 S *	12/1988	Durand	D7/537
D299,299 S	1/1989	Durand	
D370,155 S	5/1996	Harrison et al.	
D405,645 S	2/1999	Frisch	
D452,634 S	1/2002	Weinberg	
D497,773 S	11/2004	Riedel	
D514,268 S *	1/2006	Schuster	D34/1

D541,109 S *	4/2007	Rocha	D7/526
D548,528 S	8/2007	Blanchet Ruth	
D609,055 S	2/2010	Specht et al.	
D611,302 S	3/2010	Specht et al.	
D646,928 S *	10/2011	Specht et al.	D7/524
D646,929 S *	10/2011	Specht et al.	D7/524
D655,985 S *	3/2012	Roberts	D7/537

* cited by examiner

Primary Examiner — Robert M Spear

Assistant Examiner — Marissa J Cash

(74) *Attorney, Agent, or Firm* — Invention To Patent Services; Alex Hobson

(57) **CLAIM**

The ornamental design for a decorative stemware glass, as shown and described.

DESCRIPTION

FIG. 1 is a side isometric view of a decorative stemware glass; FIG. 2 is a side isometric view of a decorative stemware glass, shown in an alternate environment of use with a bracelet configured thereon;

FIG. 3 is a front isometric view of a decorative stemware glass;



FIG. 4 is a front isometric view of a decorative stemware glass shown in an alternate environment of use with a bracelet configured thereon;

FIG. 5 is a back isometric view of a decorative stemware glass; and,

FIG. 6 is a back isometric view of a decorative stemware glass shown in an alternate environment of use with a bracelet configured thereon.

The decorative stemware glass comprises two raised ridges around the goblet portion of the glass, wherein the raised portions encircle the glass at an angle to the top of the glass as shown. In the drawings, the broken lines depict environmental subject matter only and form no part of the claimed design.

1 Claim, 6 Drawing Sheets



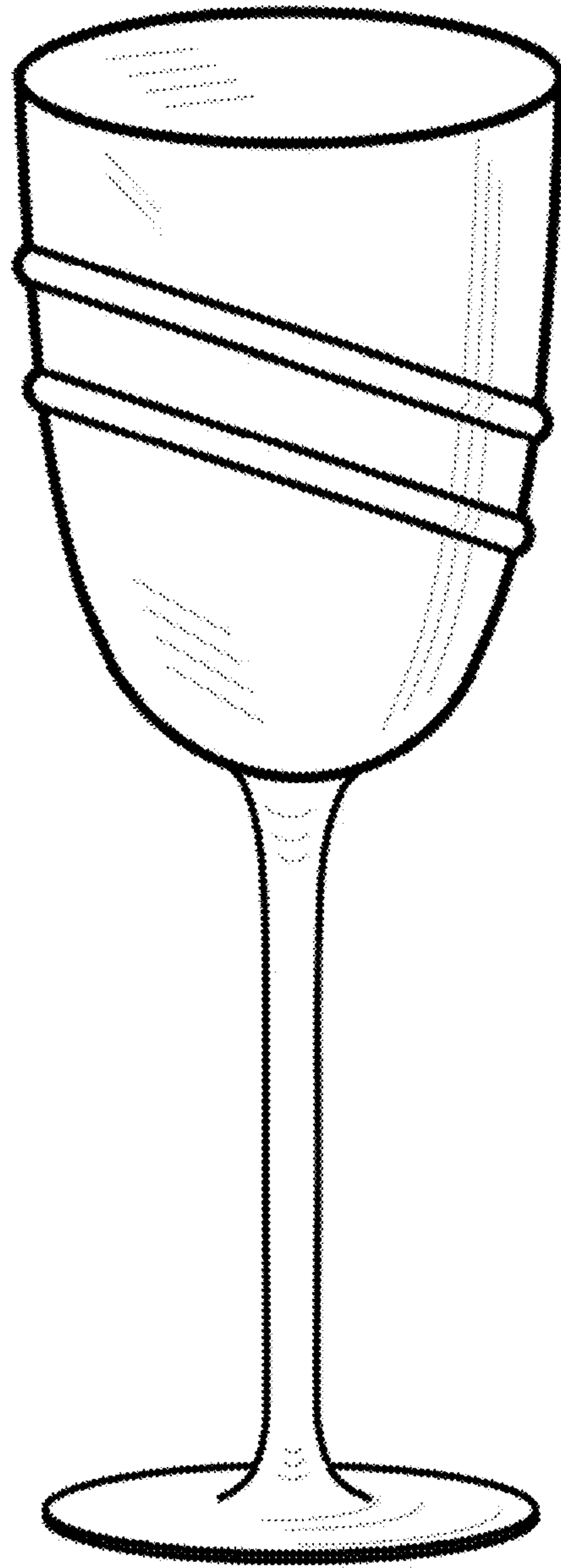


FIG. 1

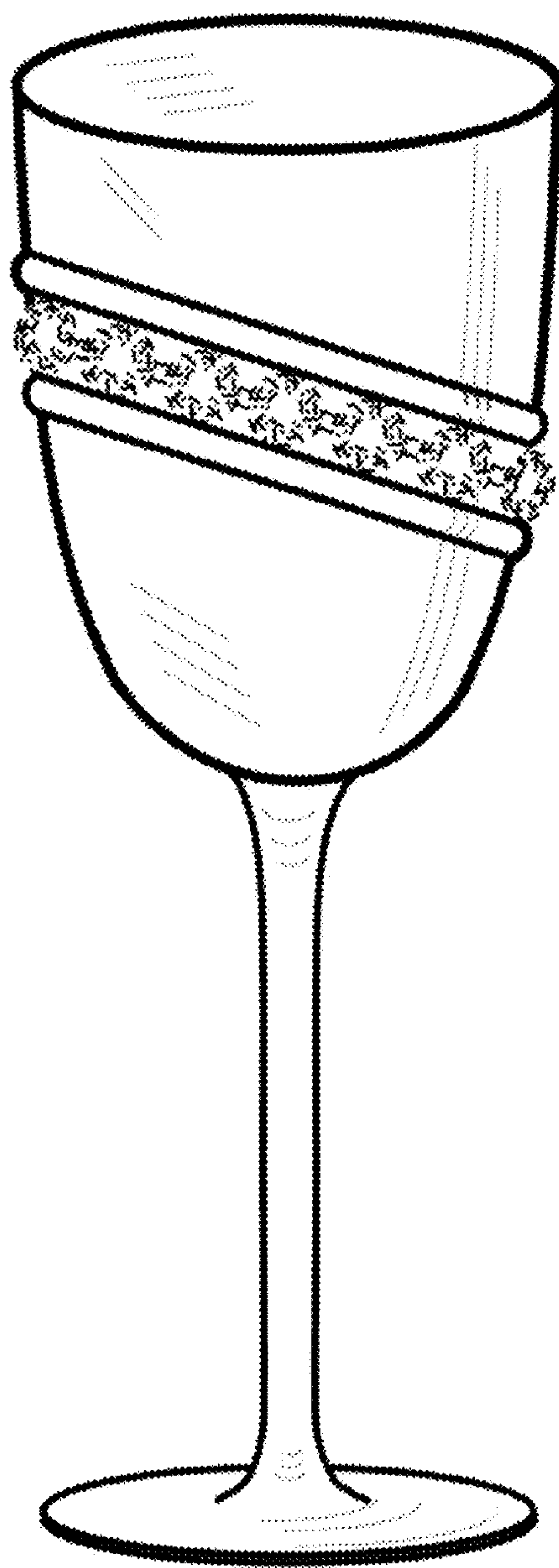


FIG. 2

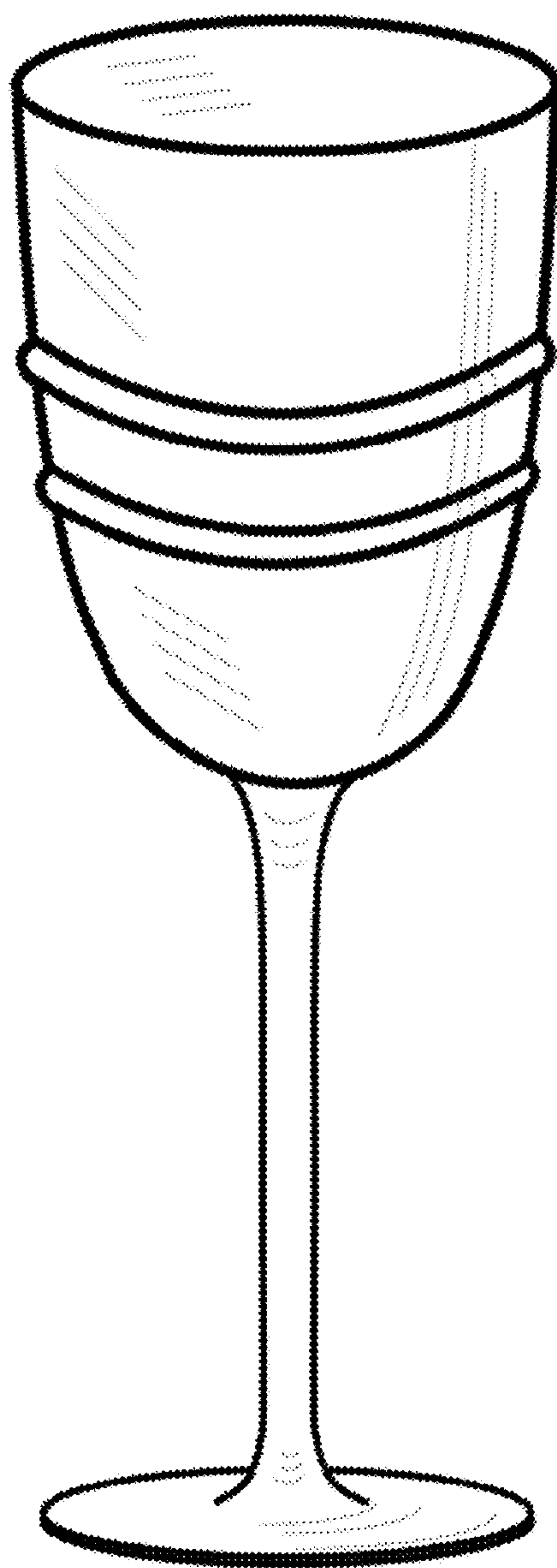


FIG. 3

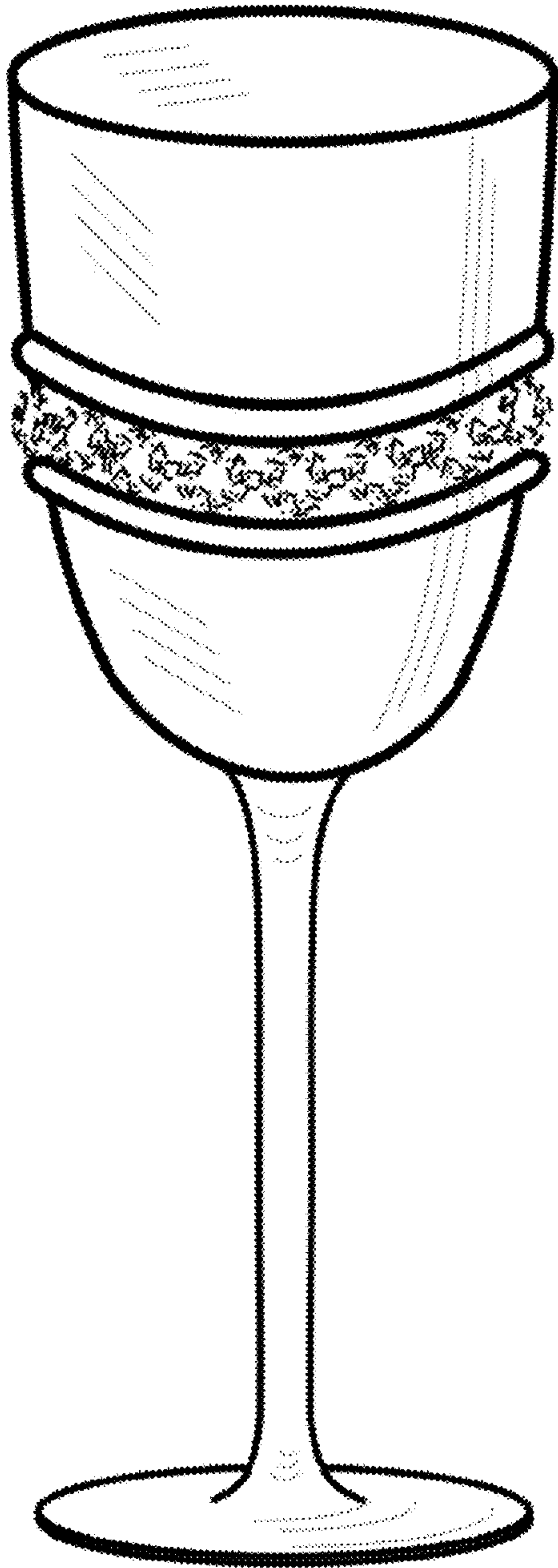


FIG. 4

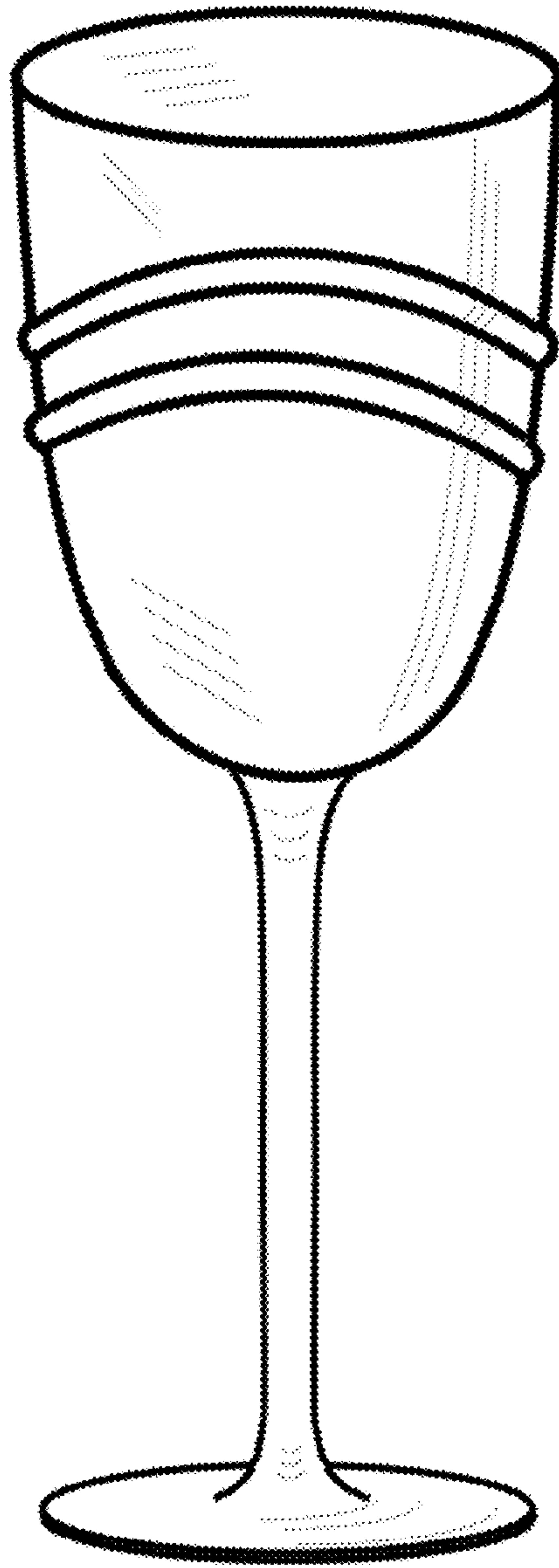


FIG. 5

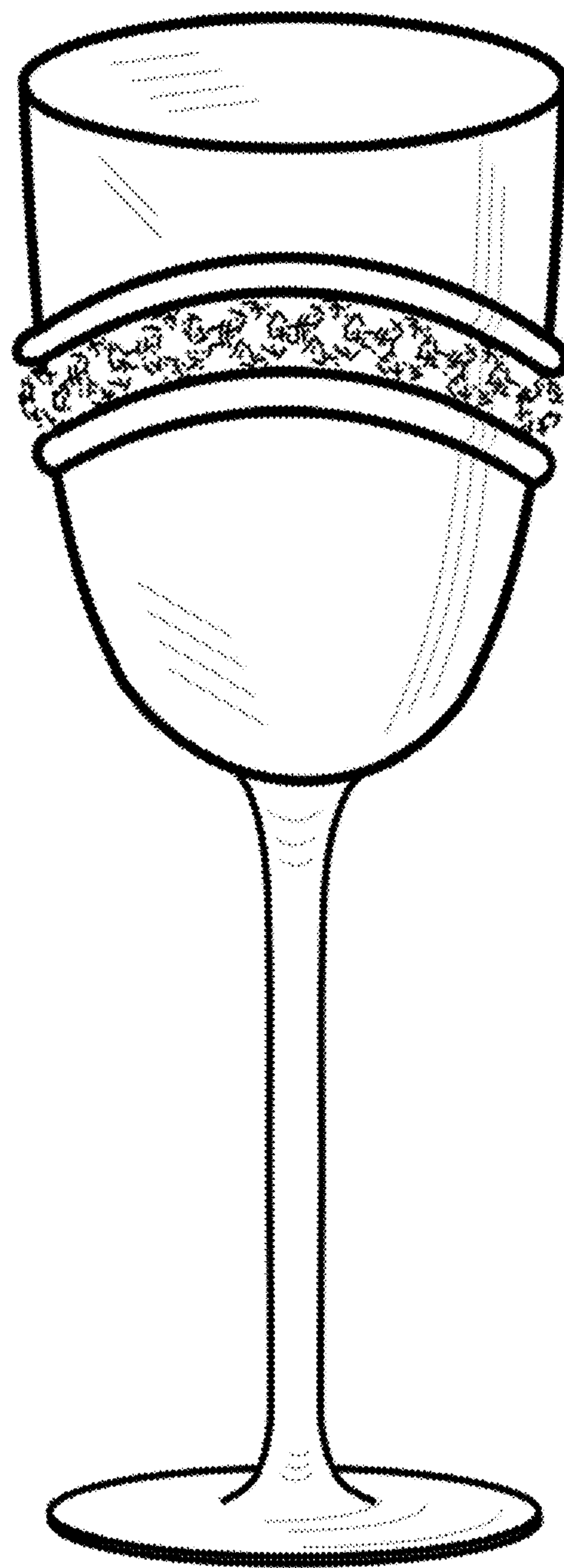


FIG. 6