



US00D727096S

(12) **United States Design Patent**
Vu et al.

(10) **Patent No.:** **US D727,096 S**
(45) **Date of Patent:** **** Apr. 21, 2015**

(54) **HAND BLENDER BASE**

366/97–98, 100, 129–130, 197–201,
366/205–207, 219–220, 286, 341–343

(71) Applicant: **De’Longhi Braun Household GmbH**,
Neu-Isenburg (DE)

See application file for complete search history.

(72) Inventors: **Duy Phong Vu**, Schwalbach am Taunus
(DE); **Markus Orthey**, Eltville am
Rhein (DE); **Sven Wuttig**, Griesheim
(DE); **Dennis Müller**, Frankfurt am
Main (DE)

(56) **References Cited**

U.S. PATENT DOCUMENTS

D383,938	S	*	9/1997	Littmann	D7/376
D398,809	S	*	9/1998	Henderson	D7/376
D400,756	S	*	11/1998	Henderson	D7/376
D425,368	S	*	5/2000	Littmann	D7/412
D426,105	S	*	6/2000	Littmann	D7/376
D447,380	S	*	9/2001	Feil	D7/376
D510,837	S	*	10/2005	Lloyd et al.	D7/376
D592,447	S	*	5/2009	Blaise	D7/380
D668,099	S	*	10/2012	Ferraby	D7/380

(Continued)

(73) Assignee: **De’Longhi Braun Household GmbH**,
Neu-Isenburg (DE)

(**) Term: **14 Years**

Primary Examiner — Ricky Pham

(21) Appl. No.: **29/483,987**

(74) *Attorney, Agent, or Firm* — Fish & Richardson P.C.

(22) Filed: **Mar. 5, 2014**

(30) **Foreign Application Priority Data**

Sep. 6, 2013 (EM) 002303990-0017

(51) **LOC (10) Cl.** **31-00**

(52) **U.S. Cl.**
USPC **D7/412; D7/376; D7/379; D7/380**

(58) **Field of Classification Search**

CPC A21C 1/02; A21C 1/04; A23N 1/00;
A23N 1/02; A47J 43/04; A47J 43/25; A47J
43/27; A47J 43/042; A47J 43/044; A47J
43/046; A47J 43/075; A47J 43/0705; A47J
43/0722; A47J 43/0727; B01F 3/00; B01F
3/0807; B01F 3/0853; B01F 13/0059; B01F
13/064; B02C 1/08; B02C 2/04; B02C 4/42;
B02C 4/142; B02C 4/143; B02C 4/423;
B02C 13/1835; B28C 5/10; B28C 5/12;
B28C 5/14; B28C 5/16
USPC D7/372, 376–386, 412–413, 602, 629,
D7/665–666, 669, 679, 693–694;
99/509–511; 241/92, 98,
241/101.01–101.2, 166–169.1, 274–278.2,
241/285.1–285.3, 291, 292.1; 366/64–65,

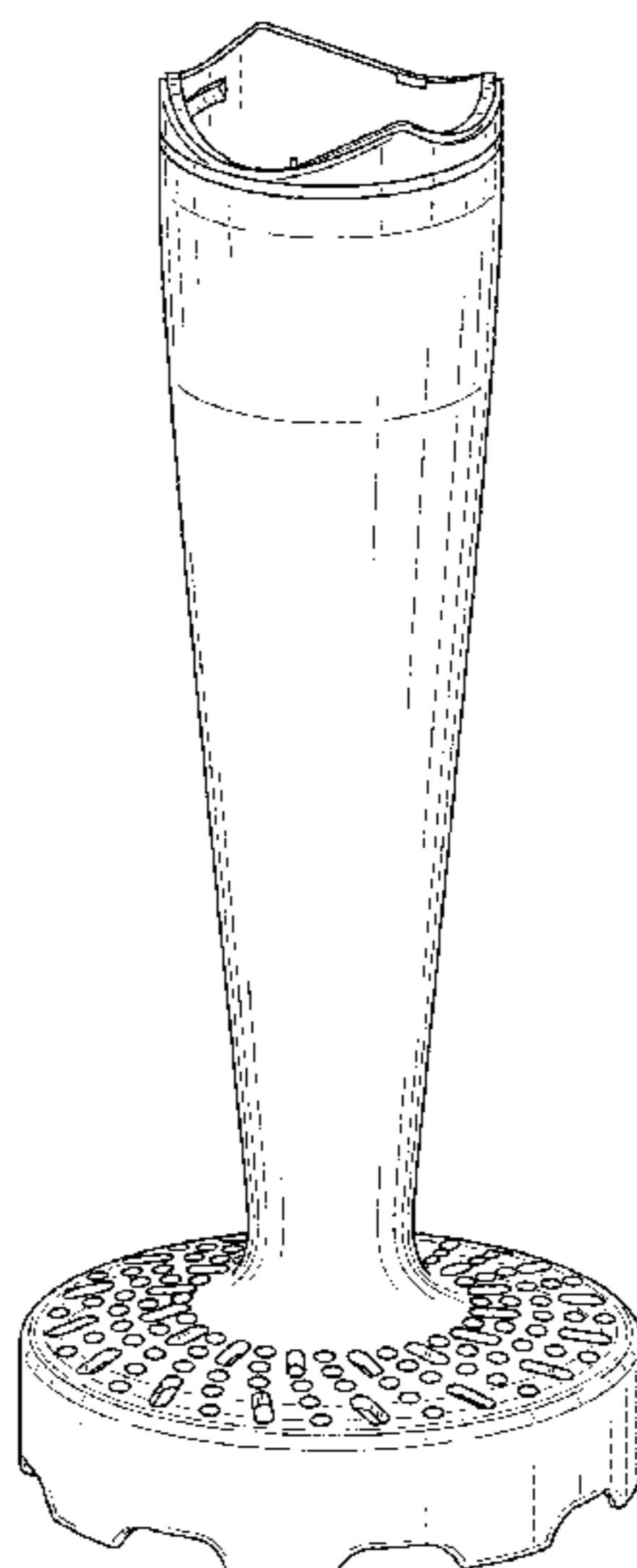
(57) **CLAIM**

The ornamental design for a hand blender base, substantially
as shown and described.

DESCRIPTION

FIG. 1 is a front view of a hand blender base of the design.
FIG. 2 is a rear view of a hand blender base of the design.
FIG. 3 is a right side view of a hand blender base of the design.
FIG. 4 is an opposite, left side view of a hand blender base of
the design.
FIG. 5 is a top view of a hand blender base of the design.
FIG. 6 is a bottom view of a hand blender base of the design;
and,
FIG. 7 is a top, front and left right side perspective view of a
hand blender base of the design.

1 Claim, 4 Drawing Sheets



US D727,096 S

Page 2

(56)

References Cited

U.S. PATENT DOCUMENTS

	D690,160 S *	9/2013	Bodum	D7/412
	D695,566 S *	12/2013	Egger et al.	D7/380
	2008/0198693 A1 *	8/2008	Lameiro Vilarino et al. .	366/286
8,454,223 B2 *	6/2013	Lameiro Vilarino et al. .	366/129	* cited by examiner

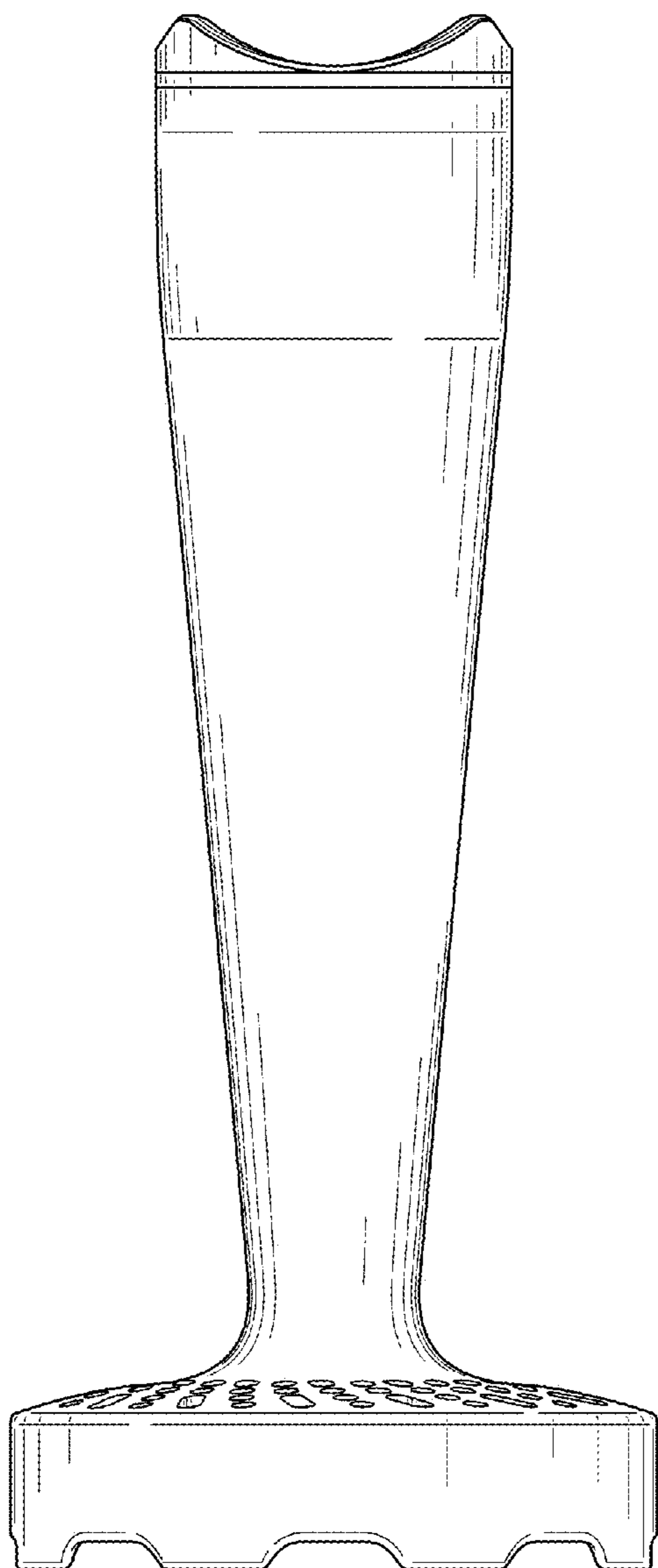


FIG. 1

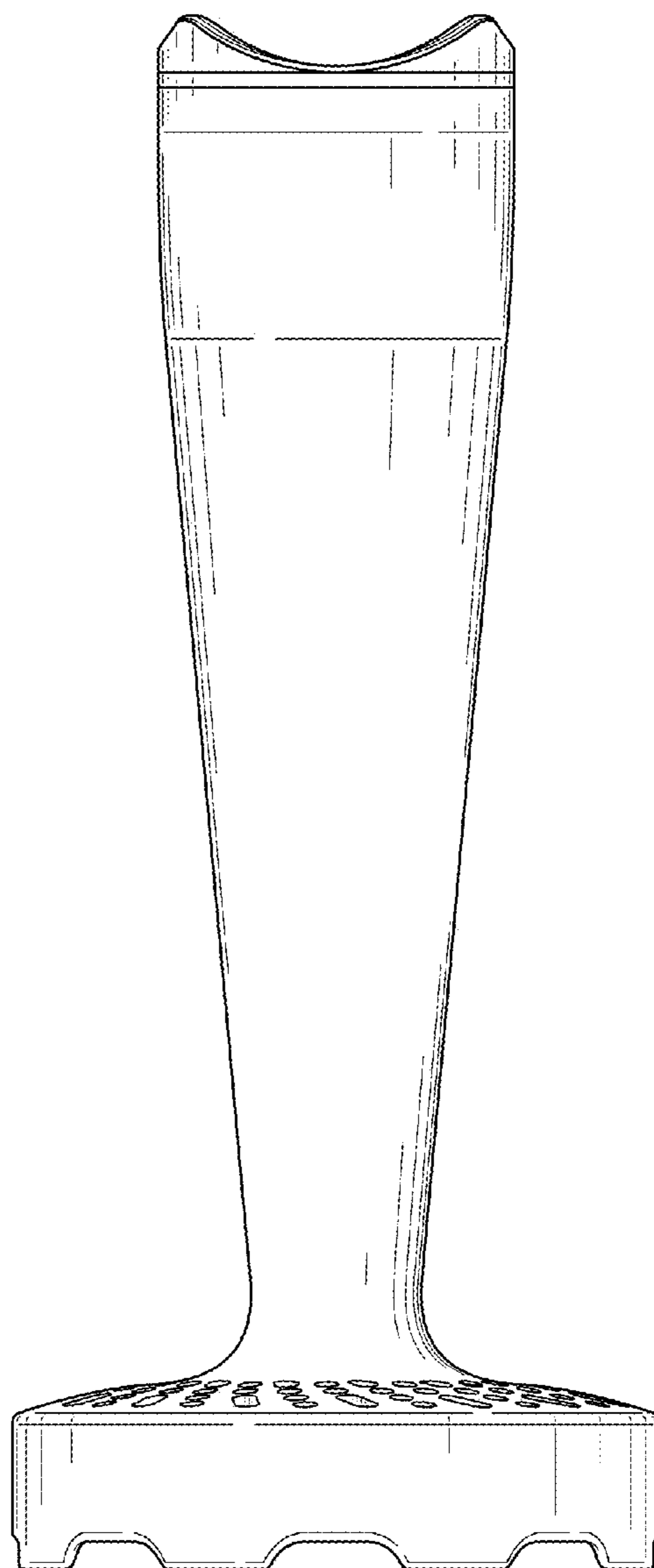


FIG. 2

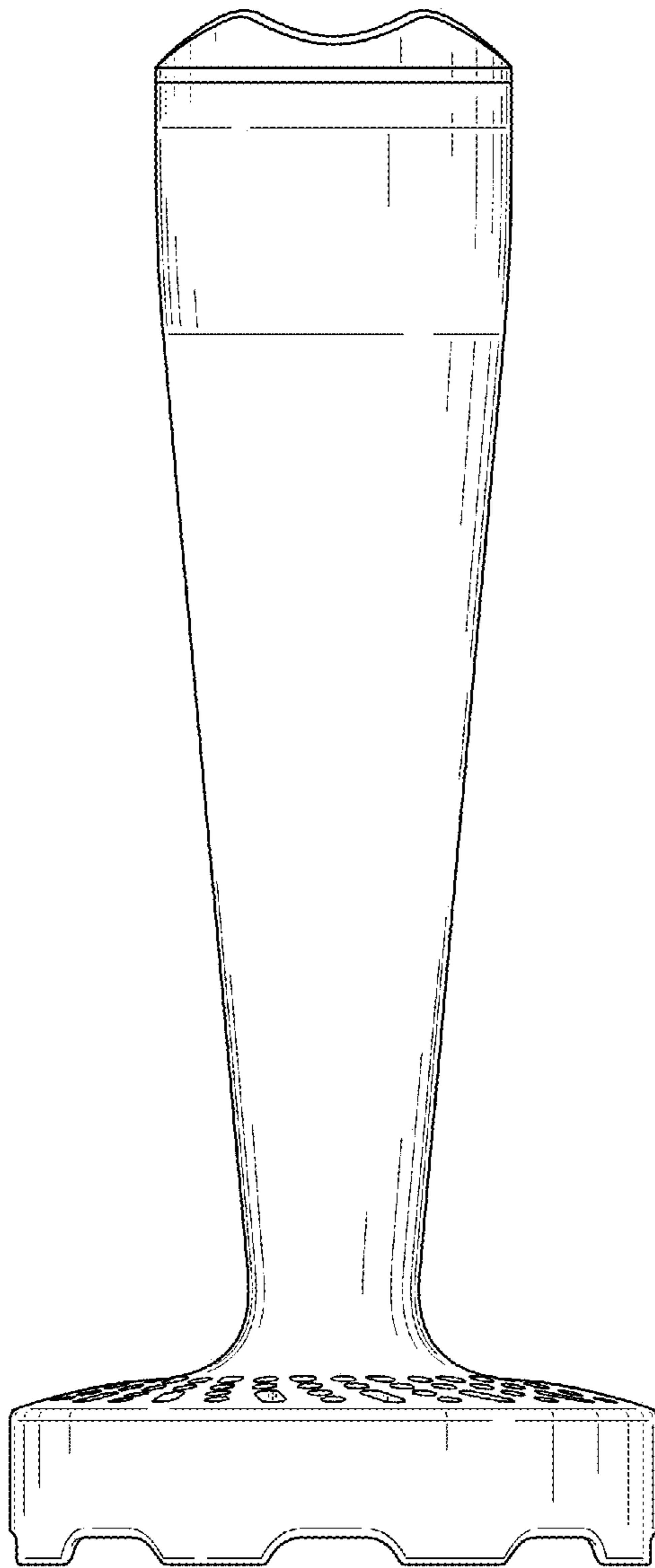


FIG. 3

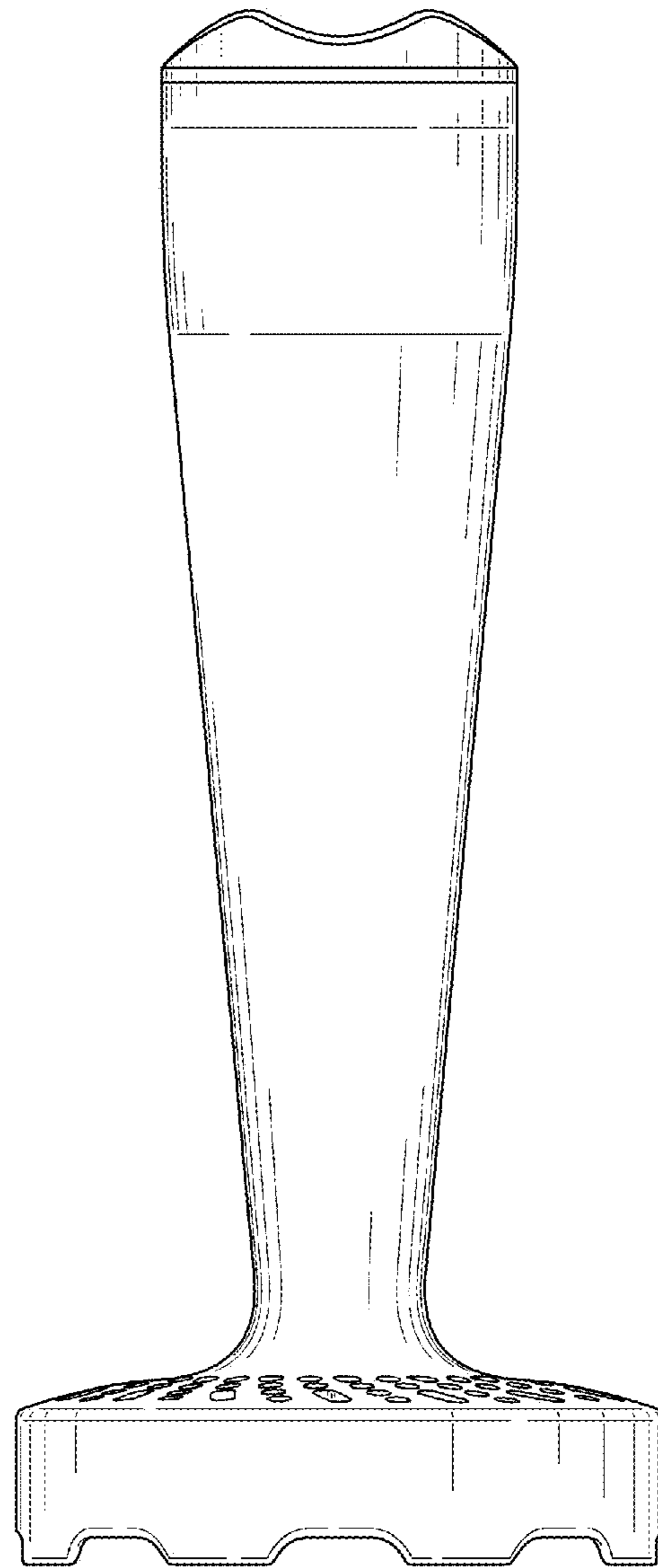


FIG. 4

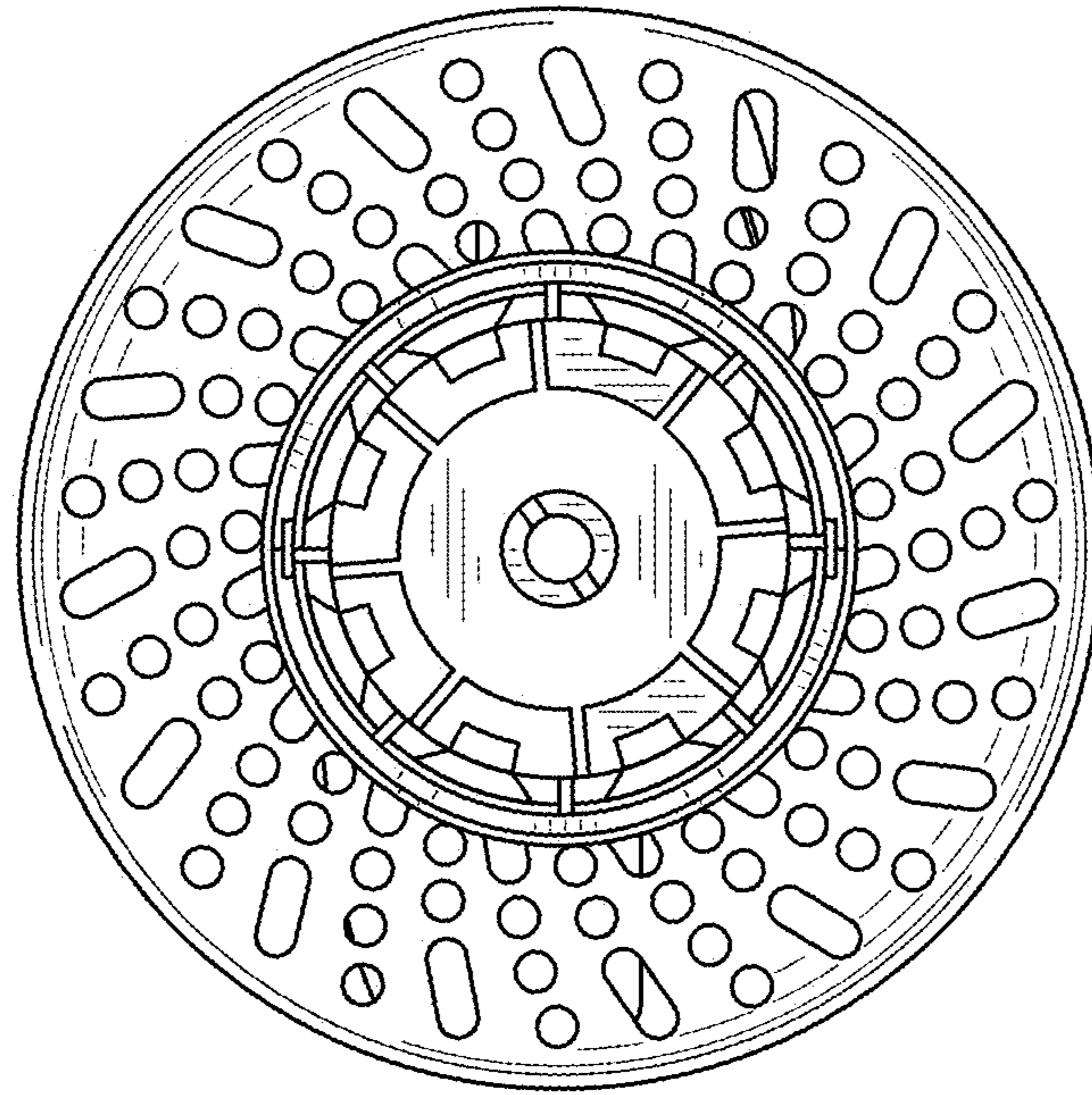


FIG. 5

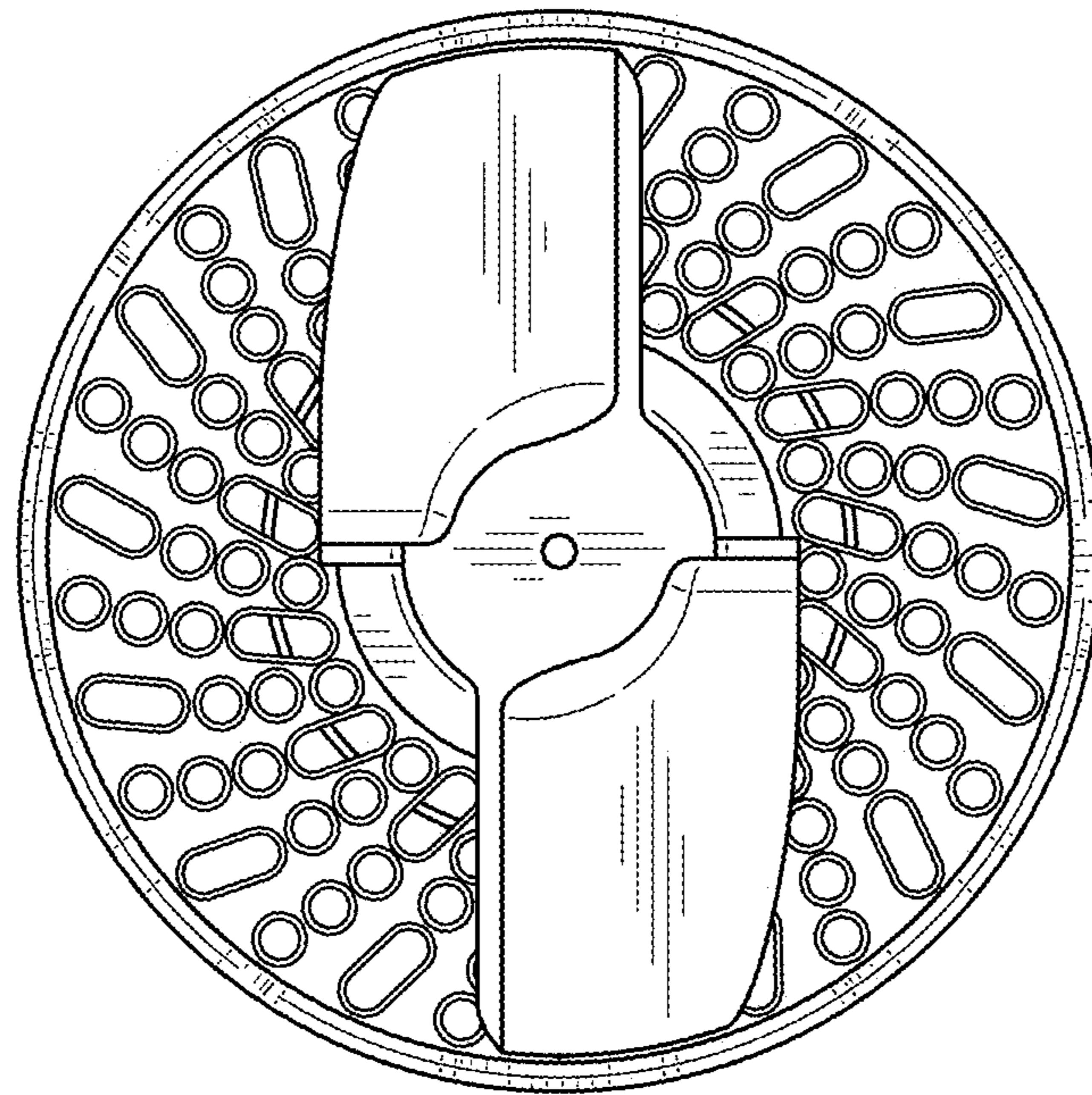


FIG. 6

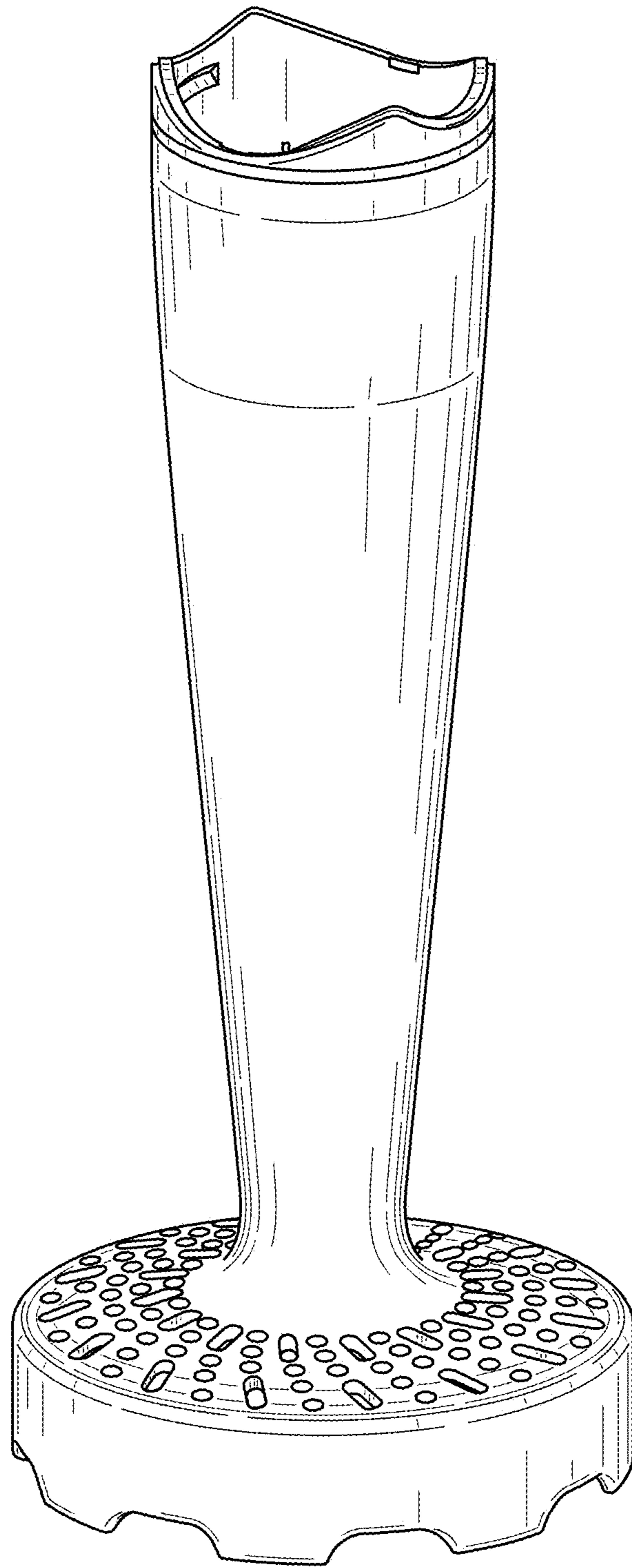


FIG. 7