



US00D727065S

(12) **United States Design Patent**
DeChristofaro

(10) **Patent No.:** **US D727,065 S**

(45) **Date of Patent:** **** Apr. 21, 2015**

(54) **DISPENSER**

(71) Applicant: **David DeChristofaro Investments, LLC**, Niles, OH (US)

(72) Inventor: **David M. DeChristofaro**, Niles, OH (US)

(73) Assignee: **David DeChristofaro Investments, LLC**, Niles, OH (US)

(**) Term: **14 Years**

(21) Appl. No.: **29/483,220**

(22) Filed: **Feb. 26, 2014**

(51) **LOC (10) Cl.** **23-02**

(52) **U.S. Cl.**
USPC **D6/542**

(58) **Field of Classification Search**
USPC D6/542-545; D9/682, 688, 690, 291,
D9/448, 449; 221/282; 222/14, 173, 146.3,
222/628, 251, 181.1, 181.3

See application file for complete search history.

(56) **References Cited**

U.S. PATENT DOCUMENTS

D412,661 S *	8/1999	Lavigne	D9/690
D484,401 S *	12/2003	Dretzka	D6/542
D537,360 S *	2/2007	Snell	D6/542
D620,735 S *	8/2010	Schmidt et al.	D6/545
D635,808 S *	4/2011	DeBretton Gordon	D6/542
D669,718 S *	10/2012	Legreca et al.	D6/542
D699,047 S *	2/2014	Lissoni	D6/542

* cited by examiner

Primary Examiner — Brian N Vinson
(74) *Attorney, Agent, or Firm* — Blank Rome LLP

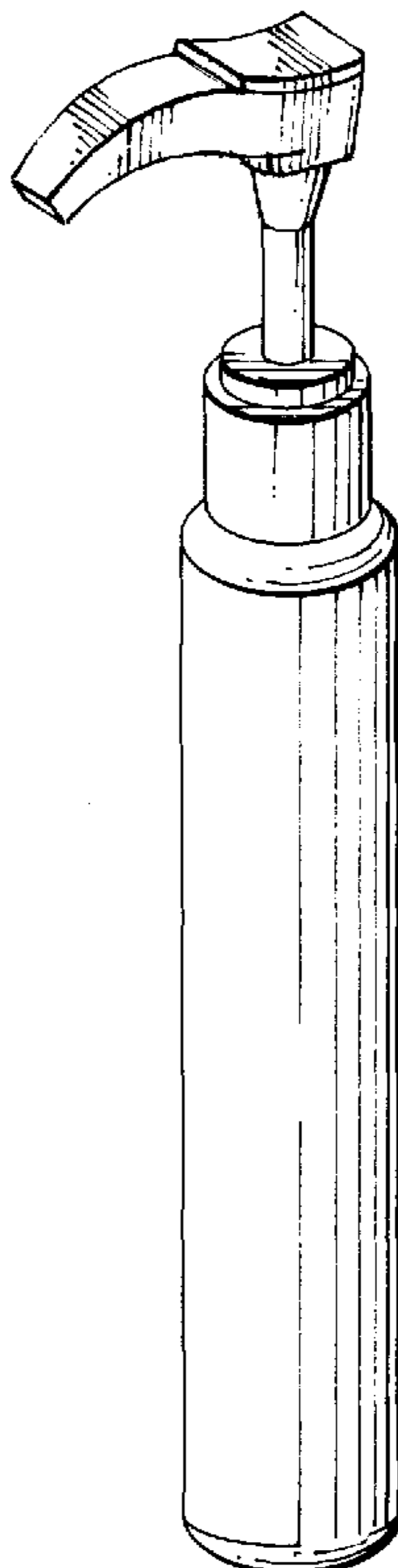
(57) **CLAIM**

The ornamental design for a dispenser, as shown and described.

DESCRIPTION

FIG. 1 is a front perspective view of a dispenser of the present design.
FIG. 2 is a rear perspective view of a dispenser of the present design.
FIG. 3 is a top view of the dispenser of FIG. 1.
FIG. 4 is a bottom view of the dispenser of FIG. 1; and,
FIG. 5 is a left side view of the dispenser of FIG. 1, the right side view being a mirror image thereof.

1 Claim, 1 Drawing Sheet



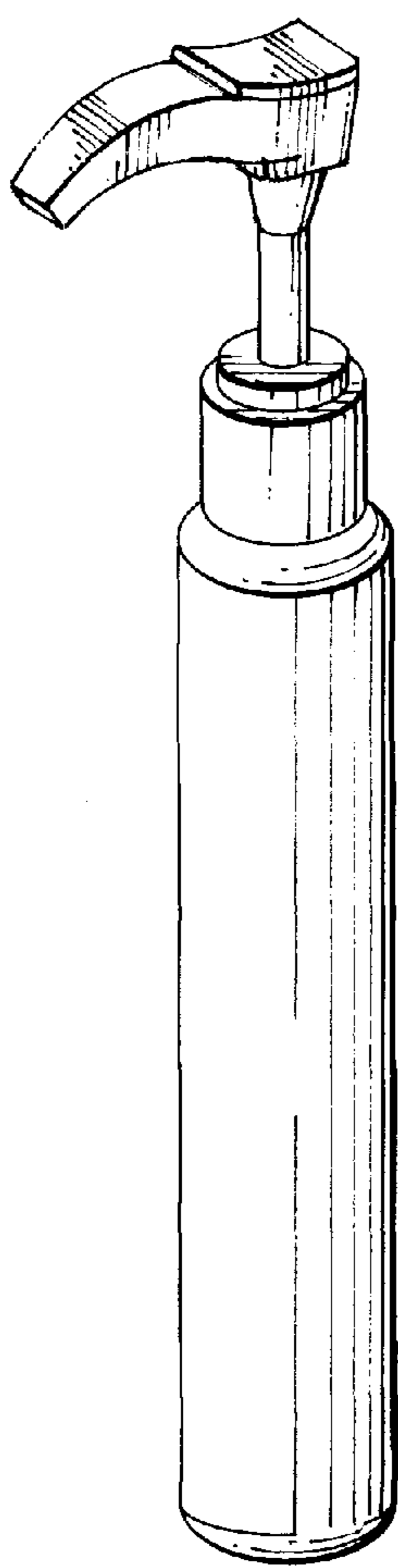


FIG. 1

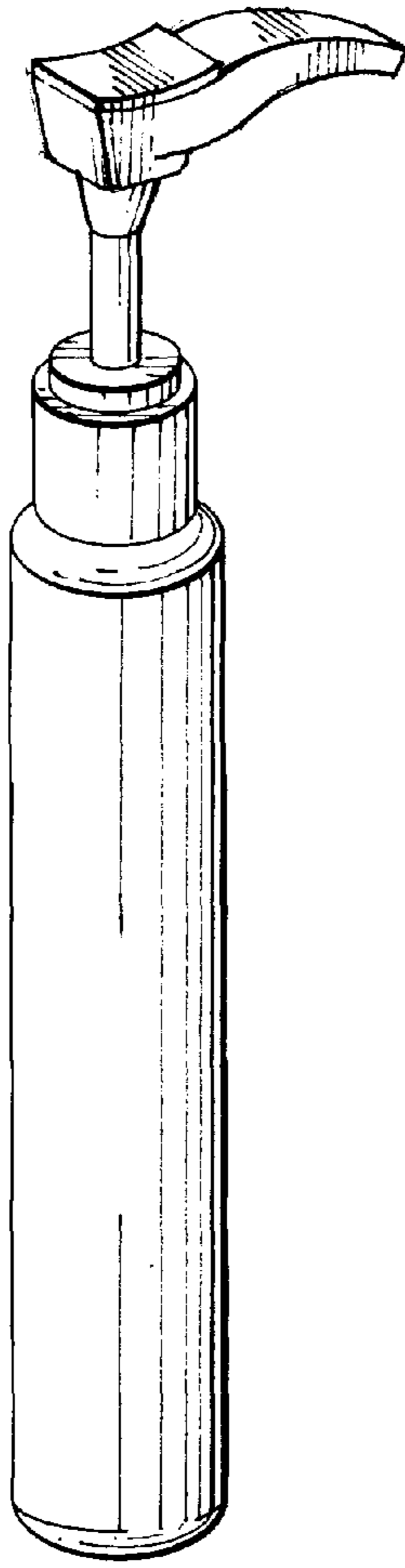


FIG. 2

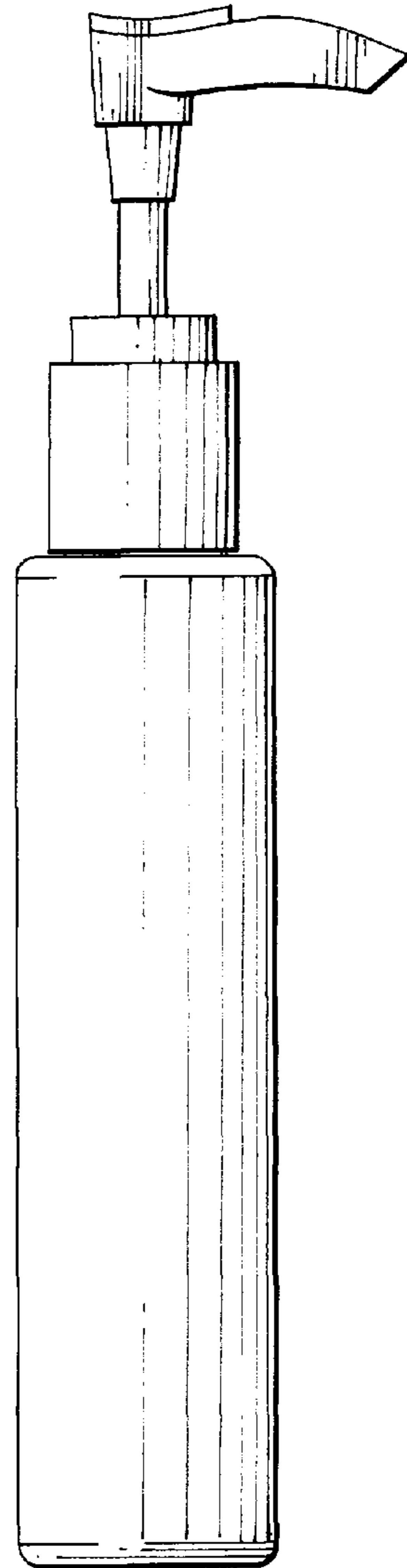


FIG. 5

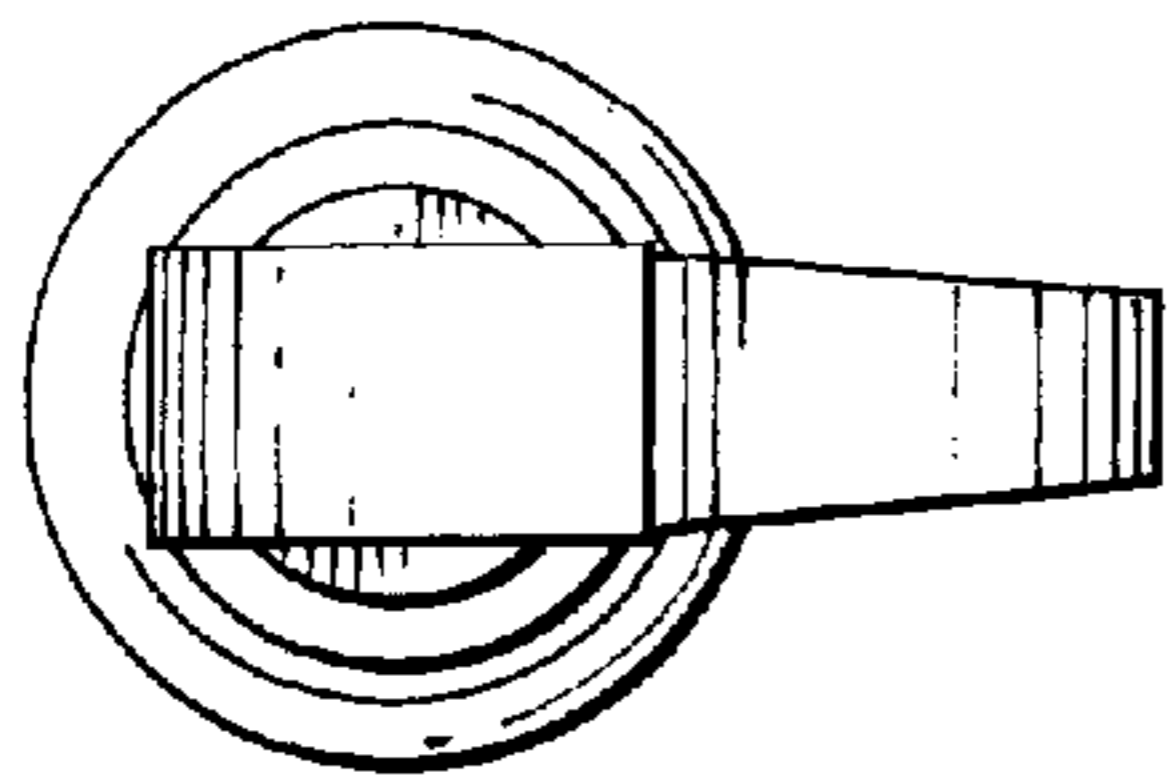


FIG. 3

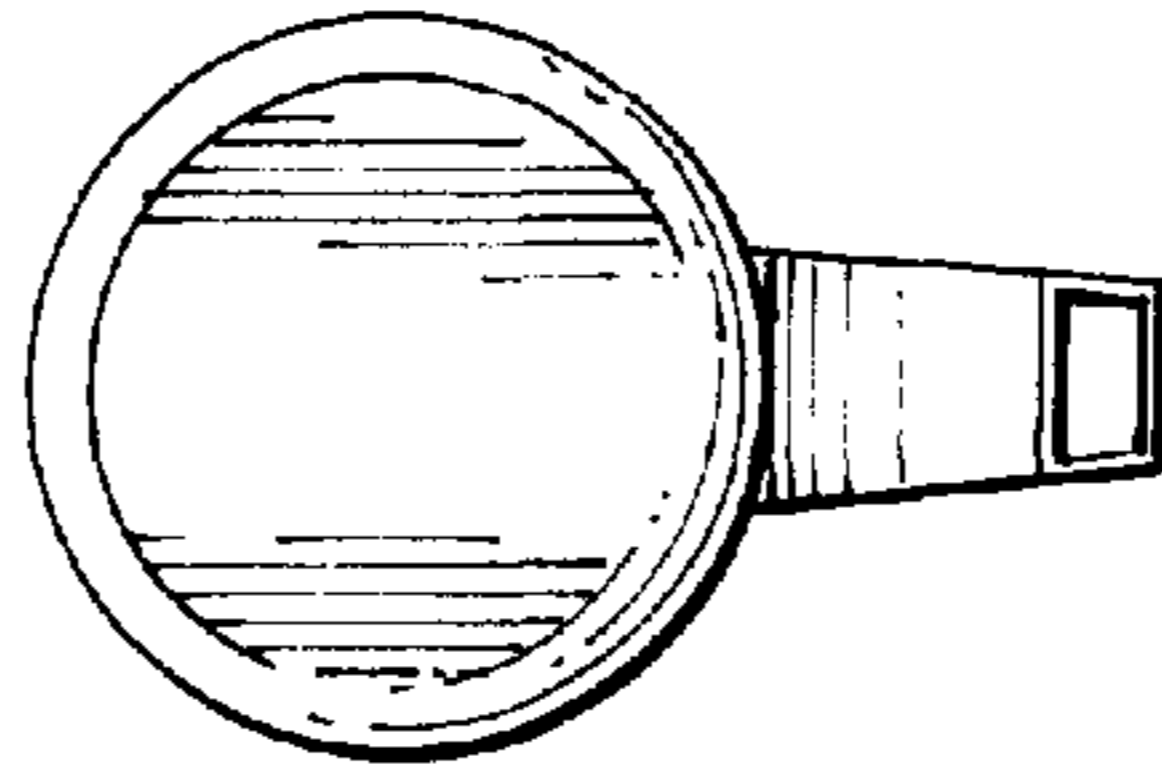


FIG. 4