

US00D727039S

(12) **United States Design Patent**
Thuma et al.

(10) **Patent No.:** **US D727,039 S**

(45) **Date of Patent:** **** *Apr. 21, 2015**

(54) **STORAGE CHAIR**

(71) Applicant: **Suncast Technologies, LLC**, Palm Beach Gardens, FL (US)

(72) Inventors: **Michael Thuma**, La Grange, IL (US); **Torrence Anderson**, Overland Park, KS (US); **Michael R. Vogler**, Oswego, IL (US)

(73) Assignee: **Suncast Technologies, LLC**, Palm Beach Gardens, FL (US)

(*) Notice: This patent is subject to a terminal disclaimer.

(**) Term: **14 Years**

(21) Appl. No.: **29/494,933**

(22) Filed: **Jun. 25, 2014**

(51) **LOC (10) Cl.** **06-01**

(52) **U.S. Cl.**
USPC **D6/336**

(58) **Field of Classification Search**
CPC A47C 17/00; A47C 17/02; A47C 17/12;
A47C 17/18; A47C 7/021; A47C 31/00;
A47C 3/16
USPC D6/334, 335, 336, 379, 381, 369, 349;
297/94, 118, 232, 445.1, 448.1, DIG. 7
See application file for complete search history.

(56) **References Cited**

U.S. PATENT DOCUMENTS

986,686 A * 3/1911 Carney 297/123
D354,173 S * 1/1995 Escobal et al. D6/335

5,902,009 A * 5/1999 Singh et al. 297/188.1
D422,422 S * 4/2000 Black D6/369
D427,788 S * 7/2000 Paul D6/336
D432,322 S * 10/2000 Mandell D6/336
D509,075 S * 9/2005 Katz et al. D6/336
D579,217 S * 10/2008 Cramer et al. D6/334
D586,131 S * 2/2009 Cramer et al. D6/334
D597,336 S * 8/2009 Anderson et al. D6/381
D626,250 S * 10/2010 Wenderow et al. D24/234
D644,846 S * 9/2011 Ciani et al. D6/334
D657,966 S * 4/2012 Foersom et al. D6/334
D658,395 S * 5/2012 Foersom et al. D6/334
D664,778 S * 8/2012 Pheasant et al. D6/334
D694,546 S * 12/2013 George D6/381
D702,051 S * 4/2014 Rasenberg et al. D6/334

* cited by examiner

Primary Examiner — Sandra Snapp

(74) *Attorney, Agent, or Firm* — McHale & Slavin, P.A.

(57) **CLAIM**

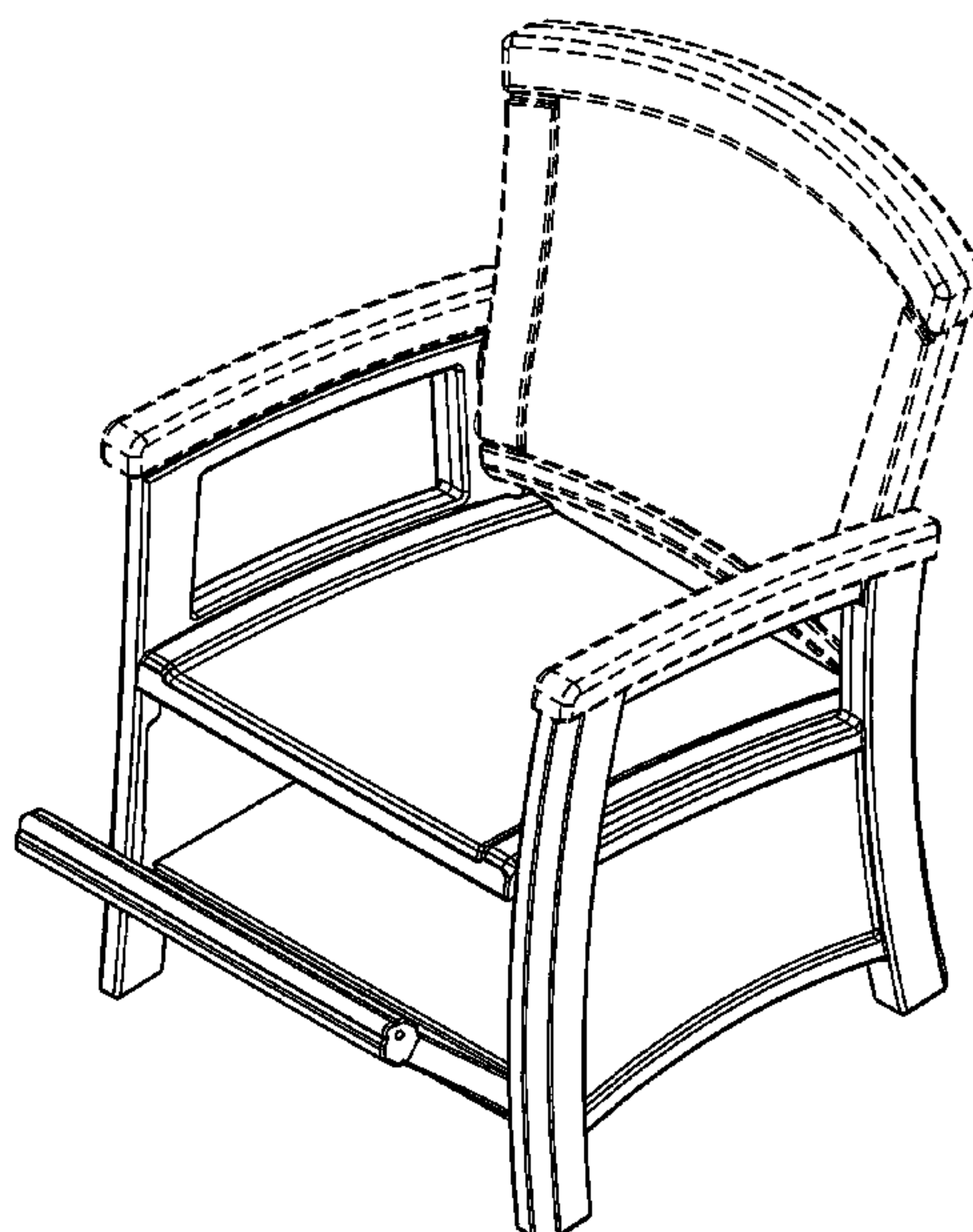
The ornamental design for a storage chair, as shown and described.

DESCRIPTION

FIG. 1 is a top right perspective view of the storage chair of the present invention;
FIG. 2 is a left side view thereof;
FIG. 3 is a right side view thereof;
FIG. 4 is a front view thereof;
FIG. 5 is a rear view thereof; and,
FIG. 6 is a top view thereof.

The portions of the storage chair illustrated in broken lines form no part of the claimed subject matter.

1 Claim, 5 Drawing Sheets



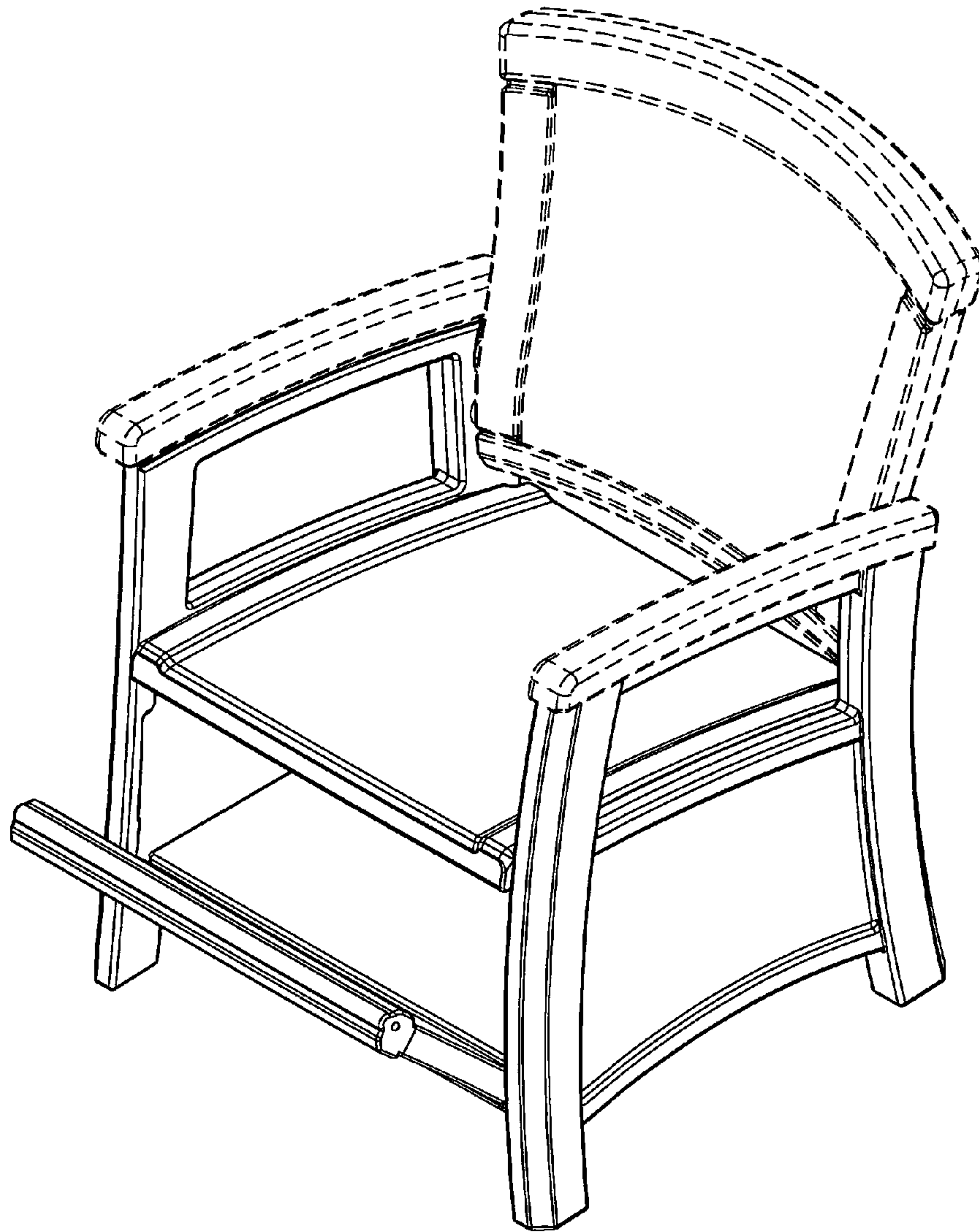


Fig. 1

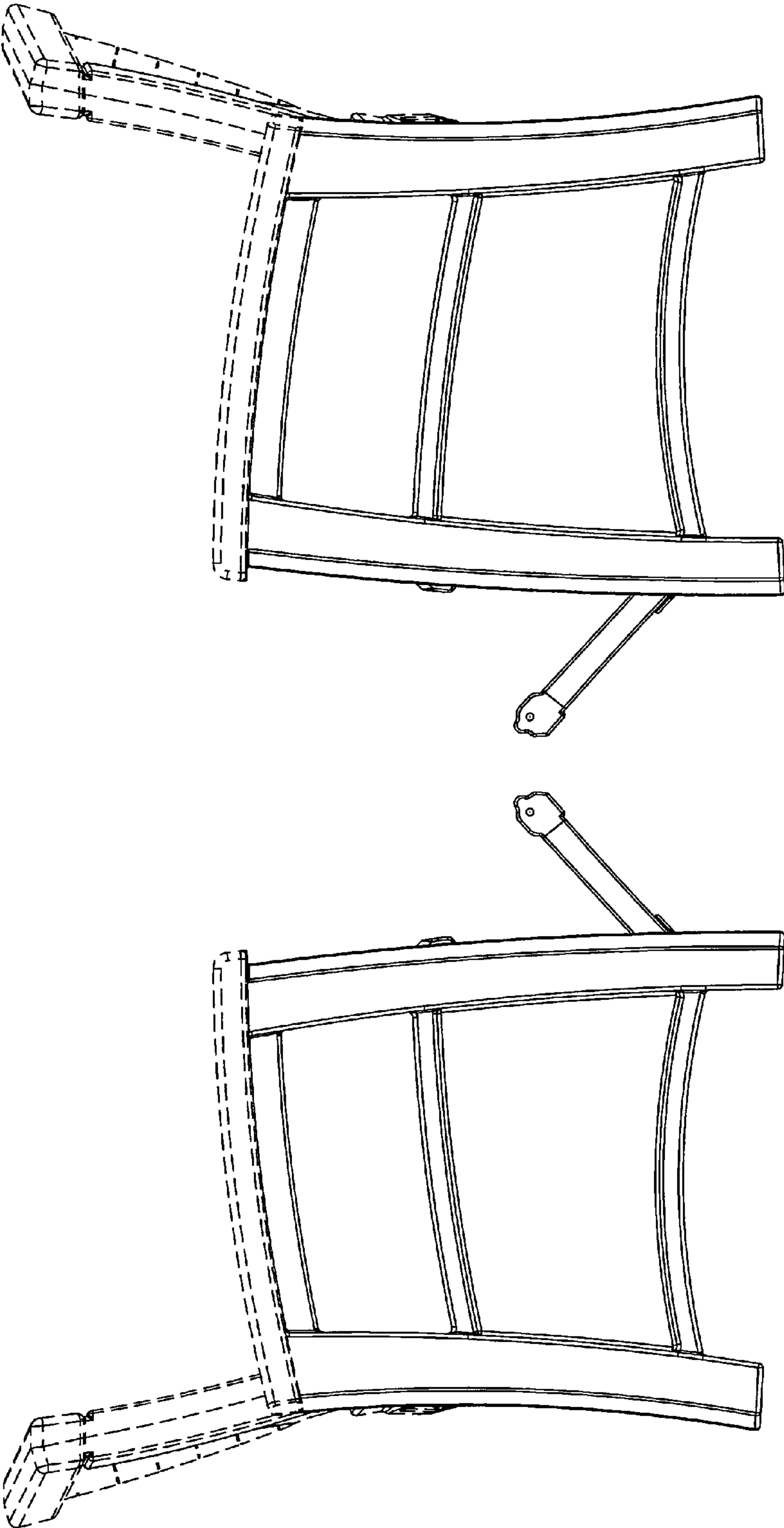


Fig. 3

Fig. 2

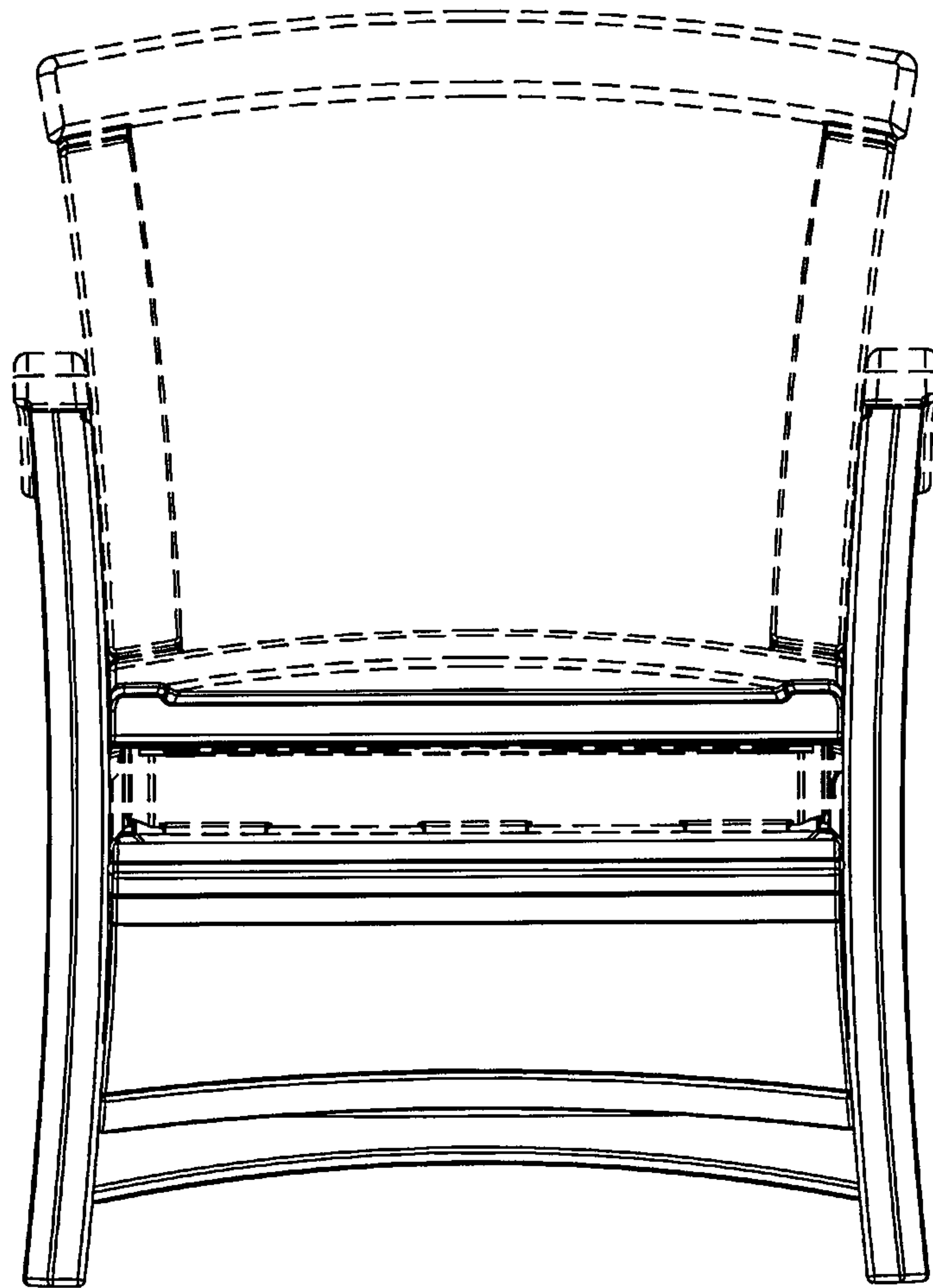


Fig. 4




Fig. 5

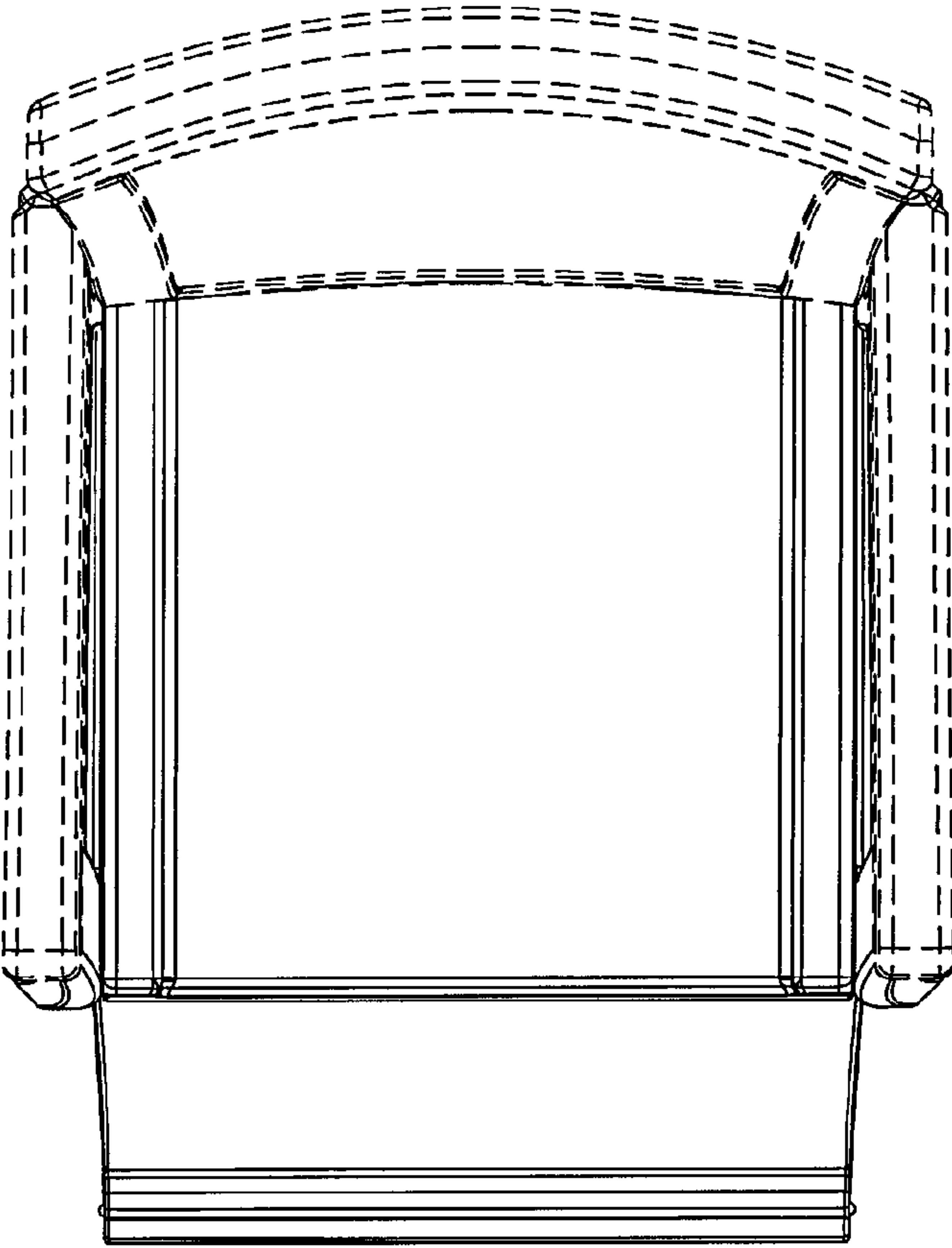


Fig. 6