



US00D727006S

(12) **United States Design Patent**
Sashen

(10) **Patent No.:** **US D727,006 S**
(45) **Date of Patent:** **** Apr. 21, 2015**

(54) **SANDAL SOLE**

(76) Inventor: **Steven Sashen**, Boulder, CO (US)

(**) Term: **14 Years**

(21) Appl. No.: **29/418,552**

(22) Filed: **Apr. 18, 2012**

(51) **LOC (10) Cl.** **02-04**

(52) **U.S. Cl.**
USPC **D2/960**; D2/951; D2/957

(58) **Field of Classification Search**
USPC D2/902, 906, 908, 916, 918, 925,
D2/946-962, 977; 36/3 B, 22 R, 24.5, 25 R,
36/28, 32 R, 34 R, 59 C, 67 A, 103
See application file for complete search history.

D550,940	S *	9/2007	Edwards	D2/960
7,322,131	B2 *	1/2008	Yamashita et al.	36/59 R
D563,087	S *	3/2008	Nakano et al.	D2/957
7,392,604	B2 *	7/2008	Greene et al.	36/97
D574,584	S *	8/2008	Earle	D2/957
D619,345	S *	7/2010	Favreau et al.	D2/957
D671,718	S *	12/2012	McVicker et al.	D2/908
8,322,050	B2 *	12/2012	Lubart	36/59 R
D680,727	S *	4/2013	Smith et al.	D2/960
D691,360	S *	10/2013	Della Valle et al.	D2/953
D693,548	S *	11/2013	Yudelowitz	D2/951
D695,506	S *	12/2013	Faux et al.	D2/961
8,621,767	B2 *	1/2014	Vestuti et al.	36/28
D699,423	S *	2/2014	Della Valle et al.	D2/953
D706,524	S *	6/2014	Smith et al.	D2/960
2009/0188132	A1 *	7/2009	Fujikawa et al.	36/103
2010/0281711	A1 *	11/2010	Vestuti et al.	36/28
2012/0110876	A1 *	5/2012	Lubart	36/59
2013/3122922	*	11/2013	Yudelowitz	36/25 R
2014/0150297	A1 *	6/2014	Holmes et al.	36/103

* cited by examiner

Primary Examiner — T. Chase Nelson

(74) *Attorney, Agent, or Firm* — J. Todd Rushton

(56) **References Cited**

U.S. PATENT DOCUMENTS

D74,252	S *	1/1928	Blair	D2/953
2,722,756	A *	11/1955	Ecclesine	36/59 C
D180,205	S *	4/1957	Stern	D2/916
3,490,155	A *	1/1970	Herunter	36/103
D234,014	S *	12/1974	Traver	D2/959
D316,476	S *	4/1991	Brinker	D2/959
D319,919	S *	9/1991	Niarhos	D2/961
6,158,150	A *	12/2000	Morris et al.	36/115
D462,159	S *	9/2002	Covatch	D2/960
D475,511	S *	6/2003	Reynolds	D2/953
D480,202	S *	10/2003	Schroeder et al.	D2/947
D501,708	S *	2/2005	Andrews-Kramer	D2/960
D504,205	S *	4/2005	Andrews-Kramer	D2/960
D506,055	S *	6/2005	Ringholz	D2/960
D506,305	S *	6/2005	Link	D2/960
D528,751	S *	9/2006	Pawlus	D2/953

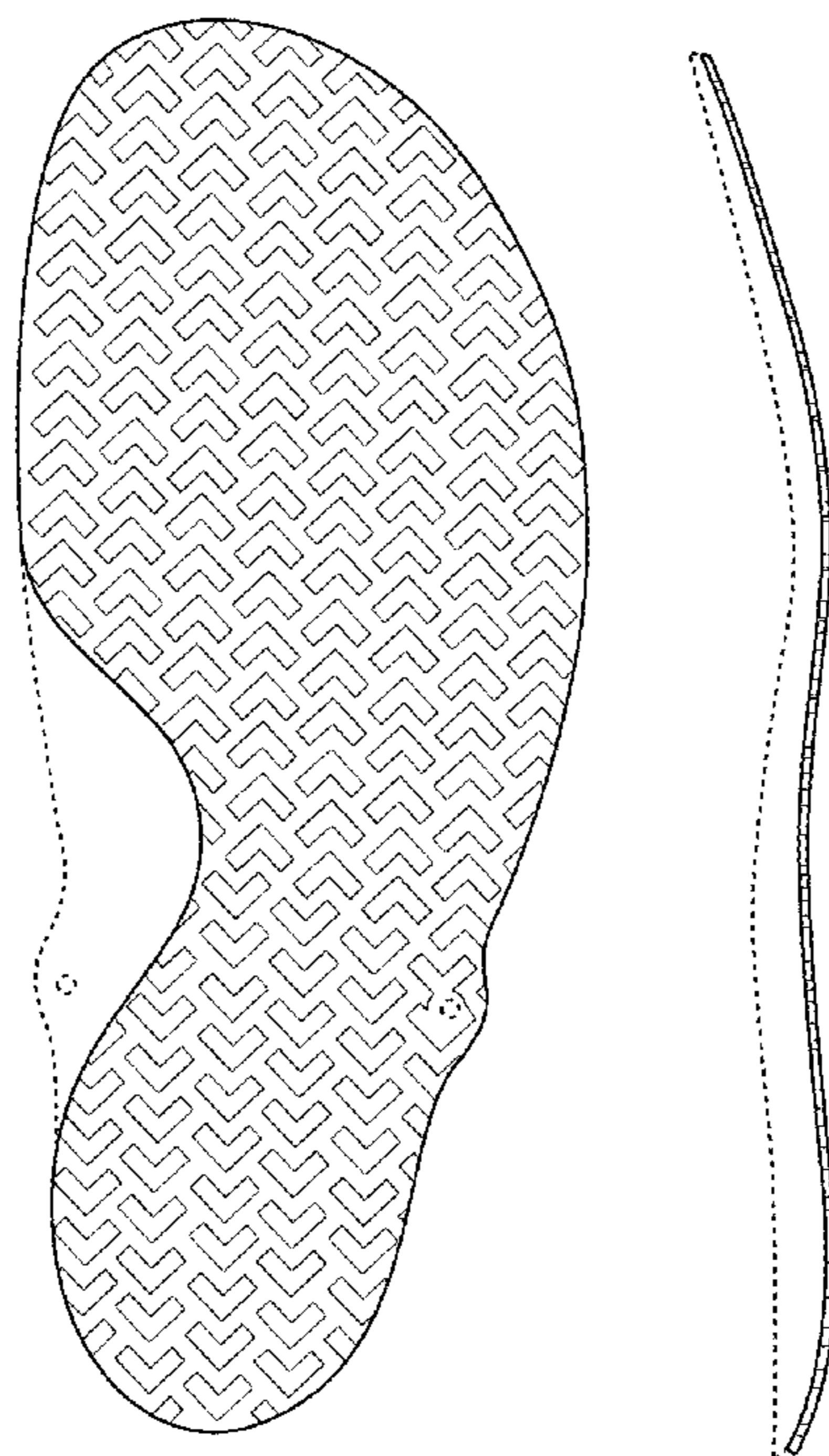
(57) **CLAIM**

The ornamental design for a sandal sole, as shown and described.

DESCRIPTION

FIG. 1 a top view of a sandal sole,
FIG. 2 is a bottom view of a sandal sole; and,
FIG. 3 is a right side profile view of a sandal sole.
The broken lines depict portions of the sandal sole that form no part of the claimed design.

1 Claim, 3 Drawing Sheets



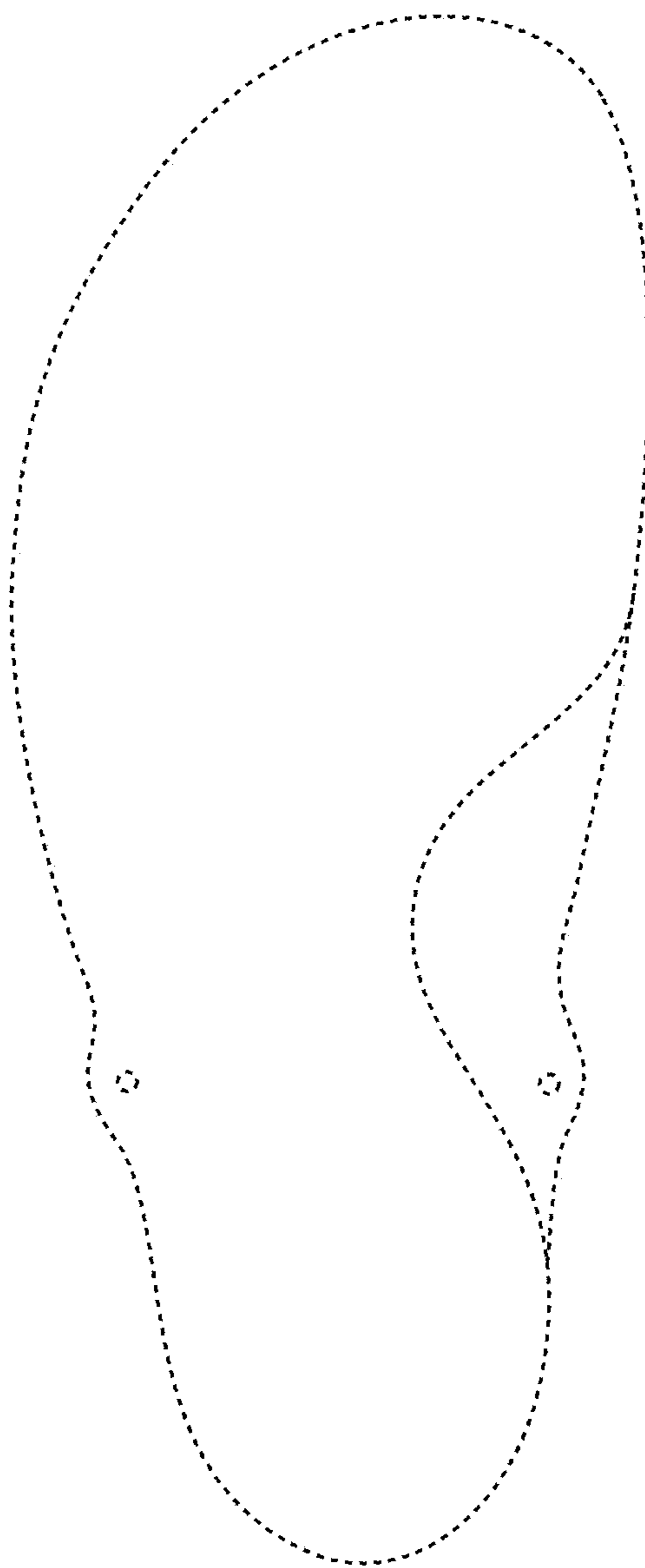


Fig. 1

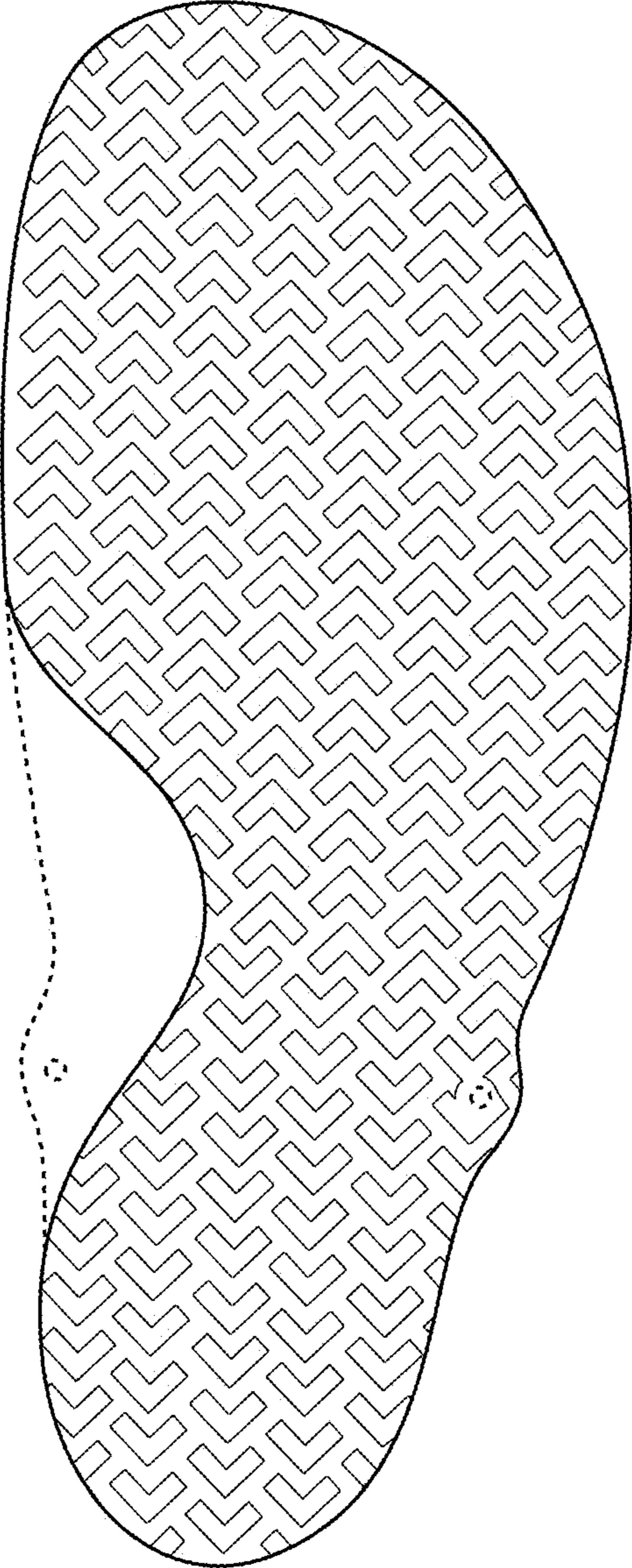


Fig. 2

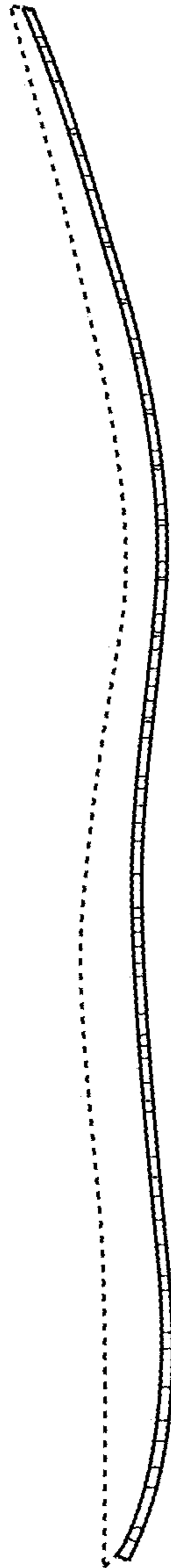


Fig. 3