

US00D727005S

(12) **United States Design Patent**
Portzline

(10) **Patent No.:** **US D727,005 S**

(45) **Date of Patent:** **** Apr. 21, 2015**

(54) **FOOTWEAR**

(71) Applicant: **Columbia Sportswear North America, Inc.**, Portland, OR (US)

(72) Inventor: **William Scott Portzline**, Portland, OR (US)

(73) Assignee: **Columbia Sportswear North America, Inc.**, Portland, OR (US)

(**) Term: **14 Years**

(21) Appl. No.: **29/454,819**

(22) Filed: **May 14, 2013**

(51) **LOC (10) Cl.** **02-04**

(52) **U.S. Cl.**
USPC **D2/959**; D2/951

(58) **Field of Classification Search**
USPC D2/902, 906, 908, 916, 918, 925,
D2/946-962, 977; 36/3 B, 22 R, 24.5, 25 R,
36/28, 32 R, 34 R, 59 C, 67 A, 103
See application file for complete search history.

(56) **References Cited**

U.S. PATENT DOCUMENTS

D338,325 S *	8/1993	Avar	D2/954
D440,749 S *	4/2001	Rogers	D2/959
D483,934 S *	12/2003	Adams et al.	D2/959
D484,298 S *	12/2003	Navatier	D2/910
D502,308 S *	3/2005	Teague	D2/957
D545,534 S *	7/2007	McClaskie	D2/959

D586,544 S *	2/2009	Fuerst	D2/959
D586,993 S *	2/2009	Banik et al.	D2/959
D616,185 S *	5/2010	Butler	D2/952
D626,735 S *	11/2010	McClaskie	D2/959
D646,471 S *	10/2011	Mahoney	D2/907
D651,787 S *	1/2012	Mahoney	D2/908
D668,437 S *	10/2012	Mahoney	D2/908
D681,319 S *	5/2013	Schwartz	D2/926
D683,118 S *	5/2013	Pauk	D2/959
D689,275 S *	9/2013	Mahoney	D2/959
D702,430 S *	4/2014	Nascimento	D2/959
2013/0139412 A1 *	6/2013	Auger et al.	36/25 R

* cited by examiner

Primary Examiner — T. Chase Nelson

(74) *Attorney, Agent, or Firm* — Schwabe, Williamson & Wyatt, P.C.

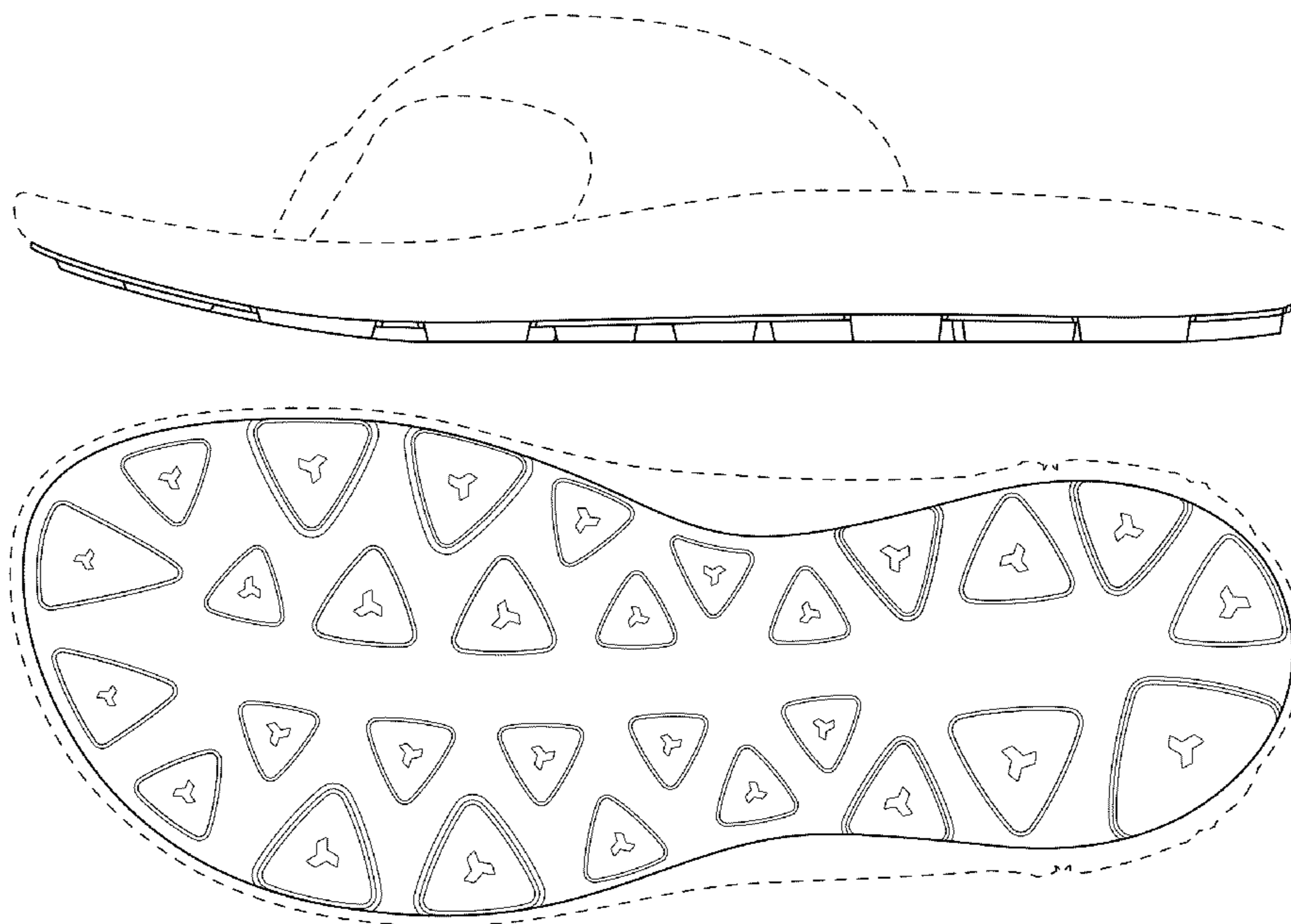
(57) **CLAIM**

I claim the ornamental design for footwear, as shown and described.

DESCRIPTION

FIG. 1 is a perspective view of footwear, showing my new design;
FIG. 2 is a left side view thereof;
FIG. 3 is a right side view thereof;
FIG. 4 is a top view thereof;
FIG. 5 is a bottom view thereof;
FIG. 6 is a front view thereof; and,
FIG. 7 is a back view thereof.
The dashed lines are included for illustrating environmental structure and form no part of the claimed design.

1 Claim, 5 Drawing Sheets






Fig. 1

Fig. 2

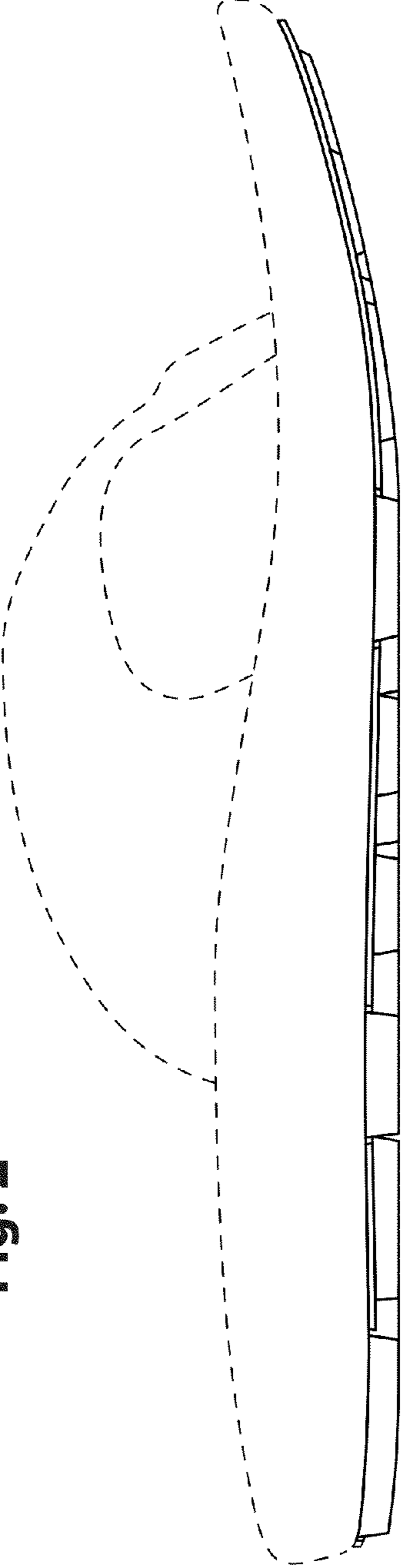
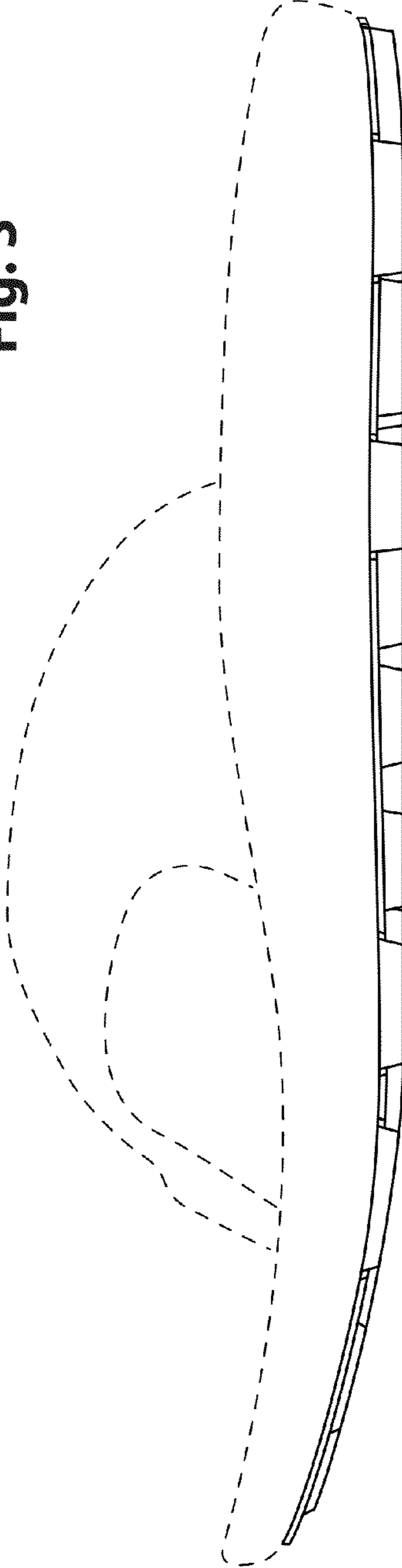


Fig. 3



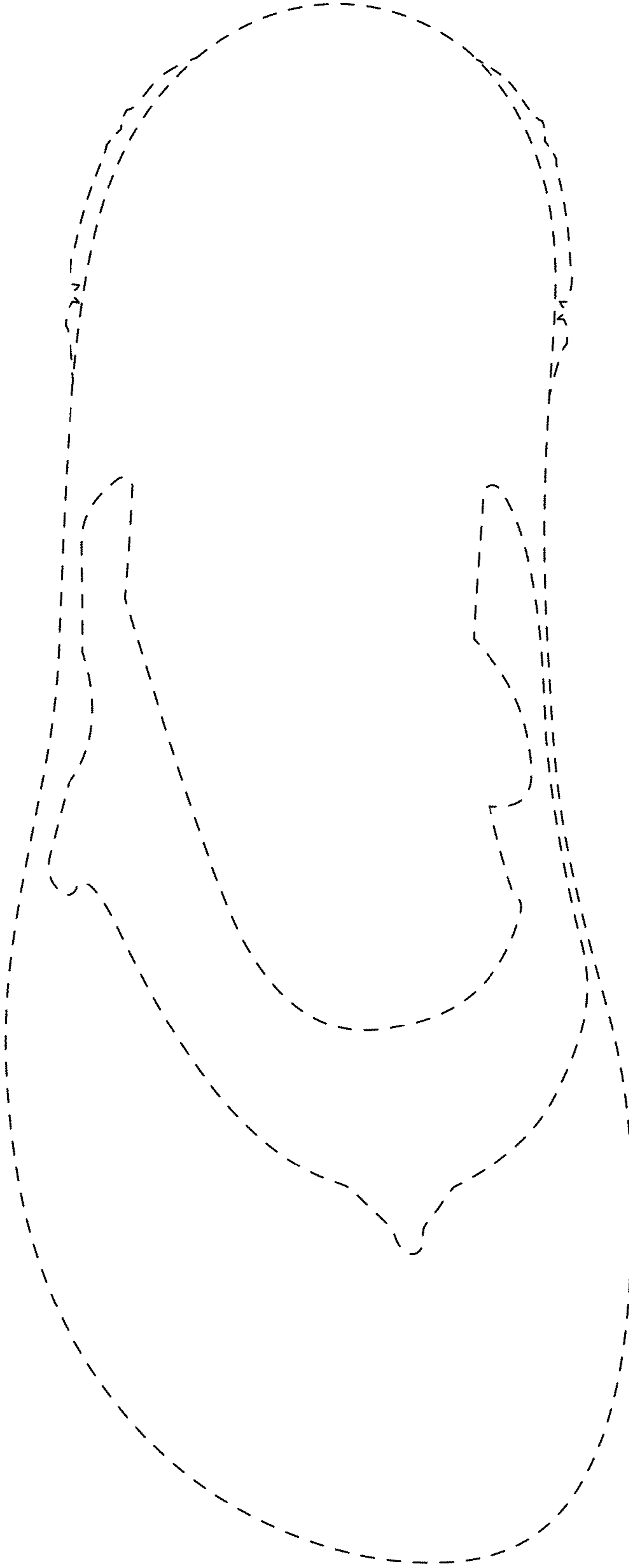


Fig. 4

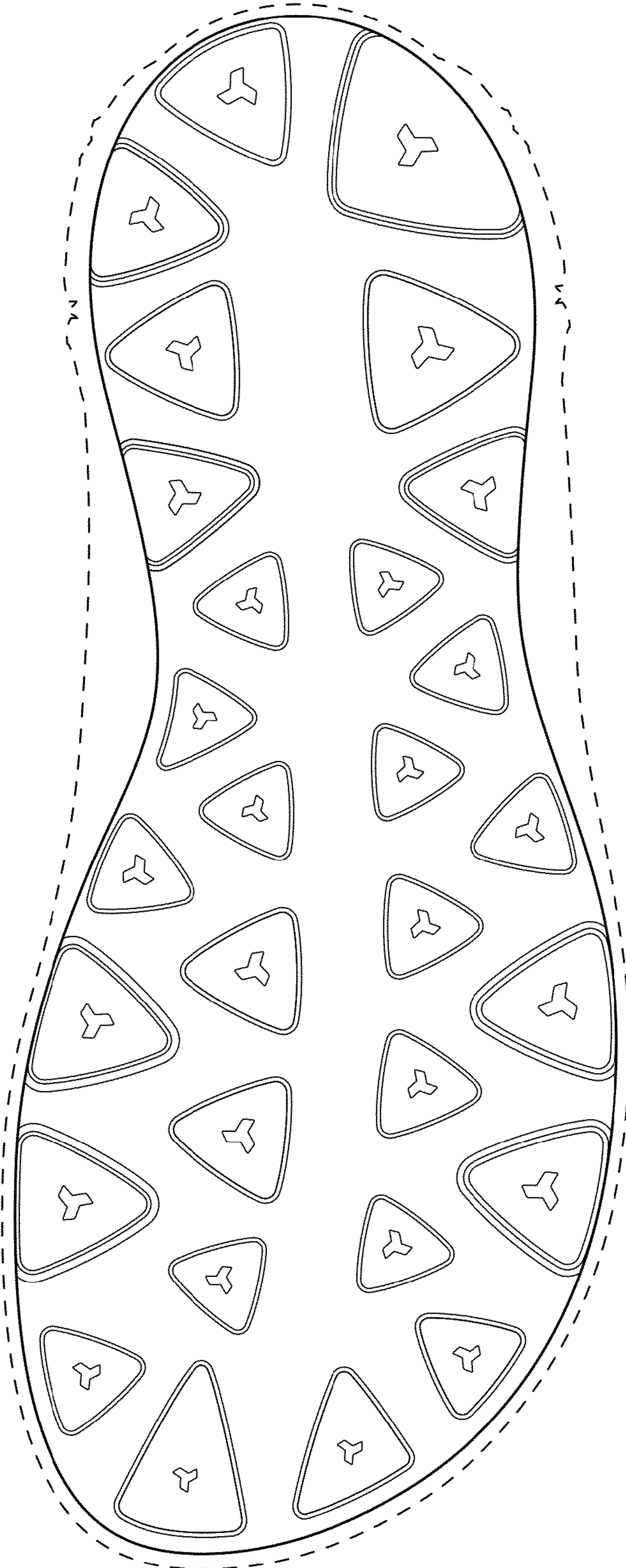


Fig. 5




Fig. 6

Fig. 7

