



US00D727003S

(12) **United States Design Patent**  
**Rucerito**

(10) **Patent No.:** **US D727,003 S**  
(45) **Date of Patent:** **\*\* Apr. 21, 2015**

(54) **BOAT SHOE**

D650,975 S \* 12/2011 Menghi ..... D2/939  
D651,385 S \* 1/2012 Menghi ..... D2/939  
D672,948 S \* 12/2012 Van Zyll De Jong et al. . D2/945

(71) Applicant: **National Industrial Products, Inc.**,  
Davie, FL (US)

**OTHER PUBLICATIONS**

(72) Inventor: **Robert Rucerito**, Dania Beach, FL (US)

Mull, Amanda: "Valentino packs lots of detail into a subtle shoe".  
Online at <http://www.talkshoes.com/4572/valentino-packs-lots-of-details-into-a-subtle-shoe/>; Posted online on Apr. 13, 2011.

(73) Assignee: **National Industrial Products, Inc.**

(\*\*) Term: **14 Years**

\* cited by examiner

(21) Appl. No.: **29/432,637**

*Primary Examiner* — Ian Simmons

(22) Filed: **Sep. 18, 2012**

*Assistant Examiner* — Rashida C McCoy

(51) **LOC (10) Cl.** ..... **02-04**

(74) *Attorney, Agent, or Firm* — Dorsey & Whitney LLP

(52) **U.S. Cl.**  
USPC ..... **D2/946; D2/945**

(57) **CLAIM**

(58) **Field of Classification Search**  
USPC ..... D2/896, 902, 906–908, 923, 924,  
D2/943–946, 969; 36/45, 50.1, 83, 113,  
36/114, 127, 77 R, 77 M  
See application file for complete search history.

The ornamental design for a boat shoe, as shown and described.

**DESCRIPTION**

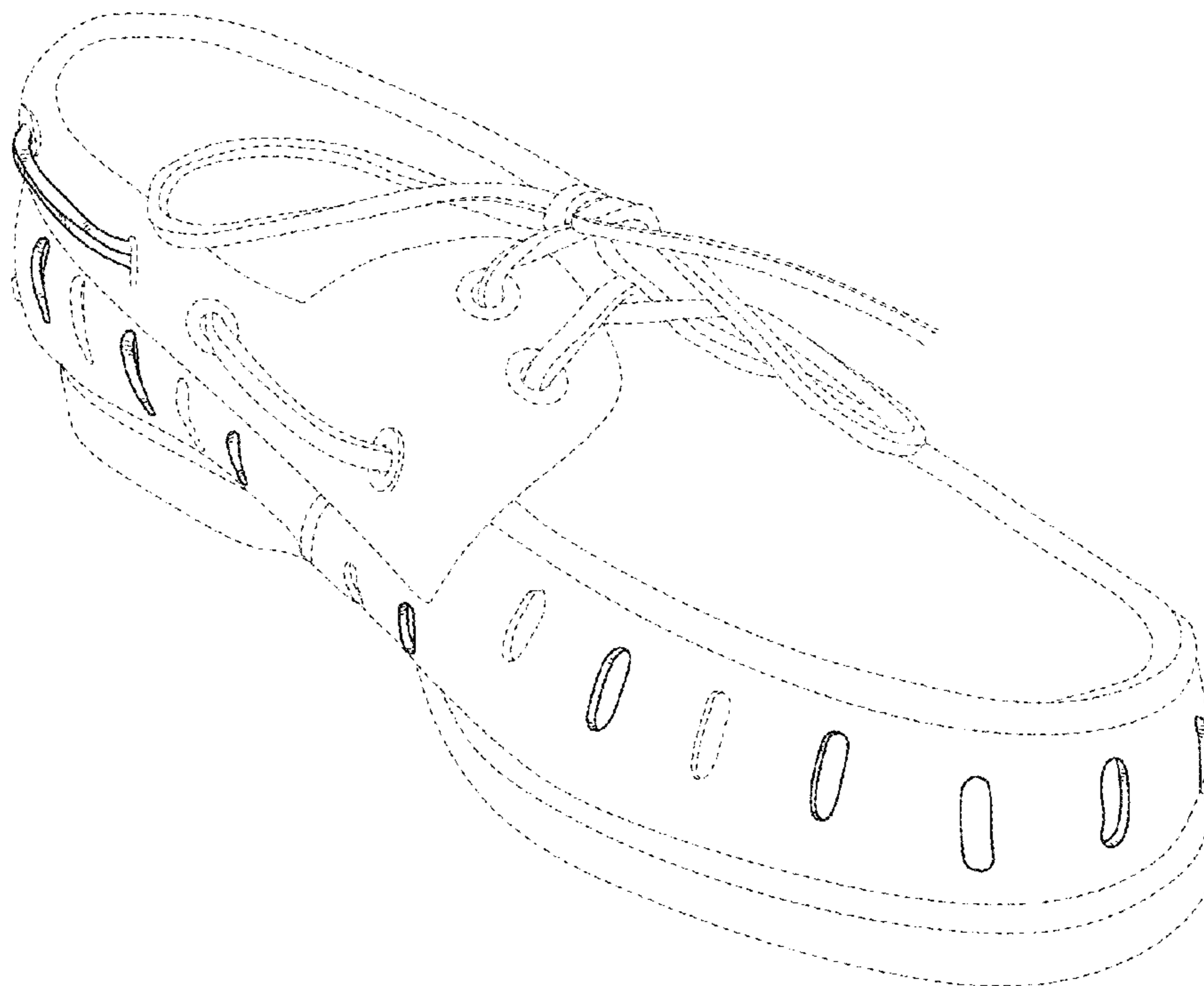
(56) **References Cited**

**U.S. PATENT DOCUMENTS**

2,212,610	A	*	8/1940	Lyness	.....	36/11
D128,944	S	*	8/1941	Sutcliffe	.....	D2/941
D293,385	S	*	12/1987	Famolare	.....	D2/924
D300,180	S	*	3/1989	Bessec et al.	.....	D2/924
D323,922	S	*	2/1992	Emmert	.....	D2/924
D325,286	S	*	4/1992	Biotteau	.....	D2/924
D467,065	S	*	12/2002	Chen	.....	D2/974
D494,345	S	*	8/2004	Werman	.....	D2/923

FIG. 1 is a front left side perspective view of a boat shoe in accordance with the present invention;  
FIG. 2 is a rear right side perspective view thereof;  
FIG. 3 is a right side view thereof  
FIG. 4 is a left side view thereof;  
FIG. 5 is a front view thereof;  
FIG. 6 is a back view thereof; and,  
FIG. 7 is a top view thereof.  
The broken lines showing the remainder of the boat shoe are directed to the environment. None of the broken lines form a part of the claimed design.

**1 Claim, 6 Drawing Sheets**



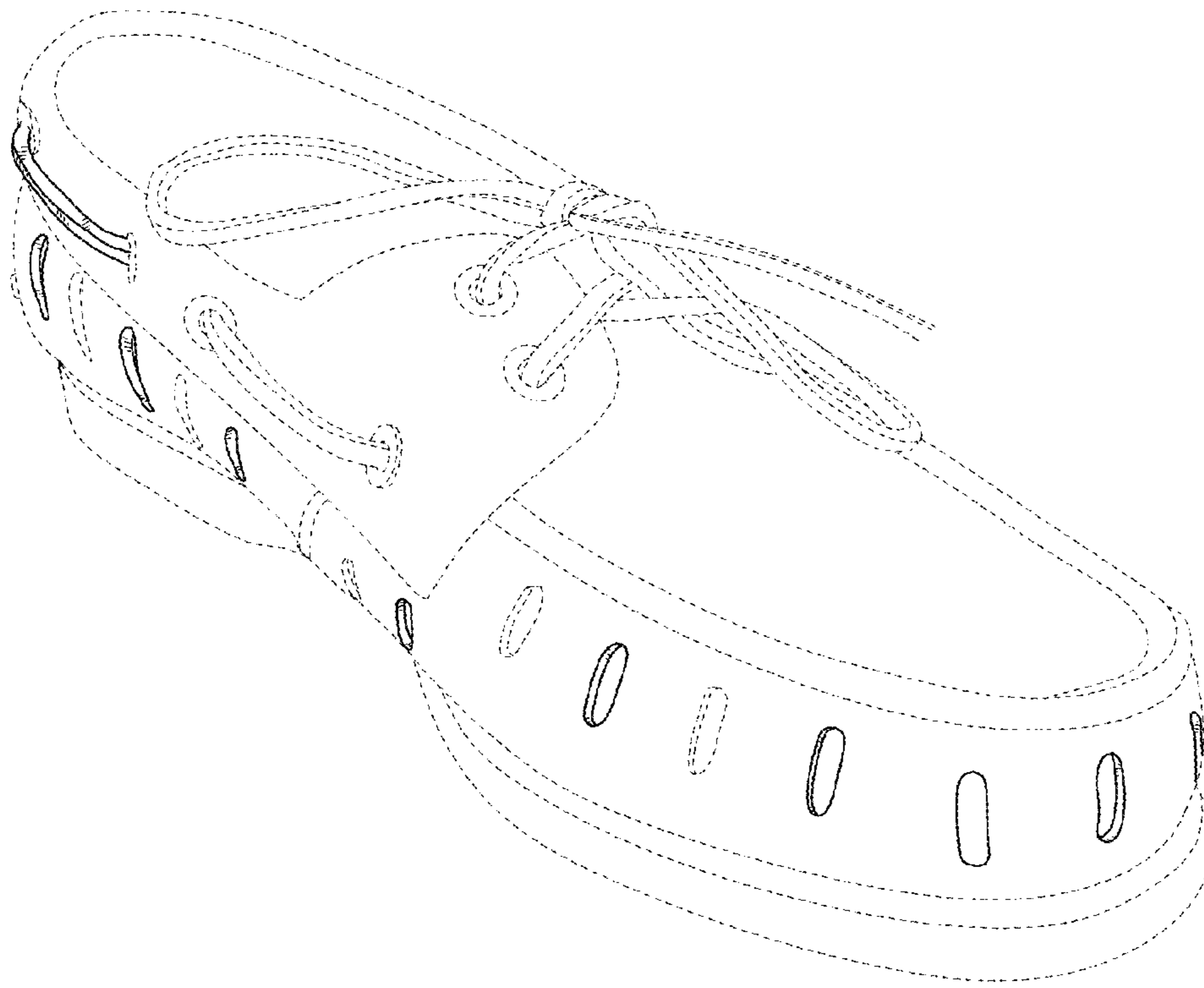


FIG. 1

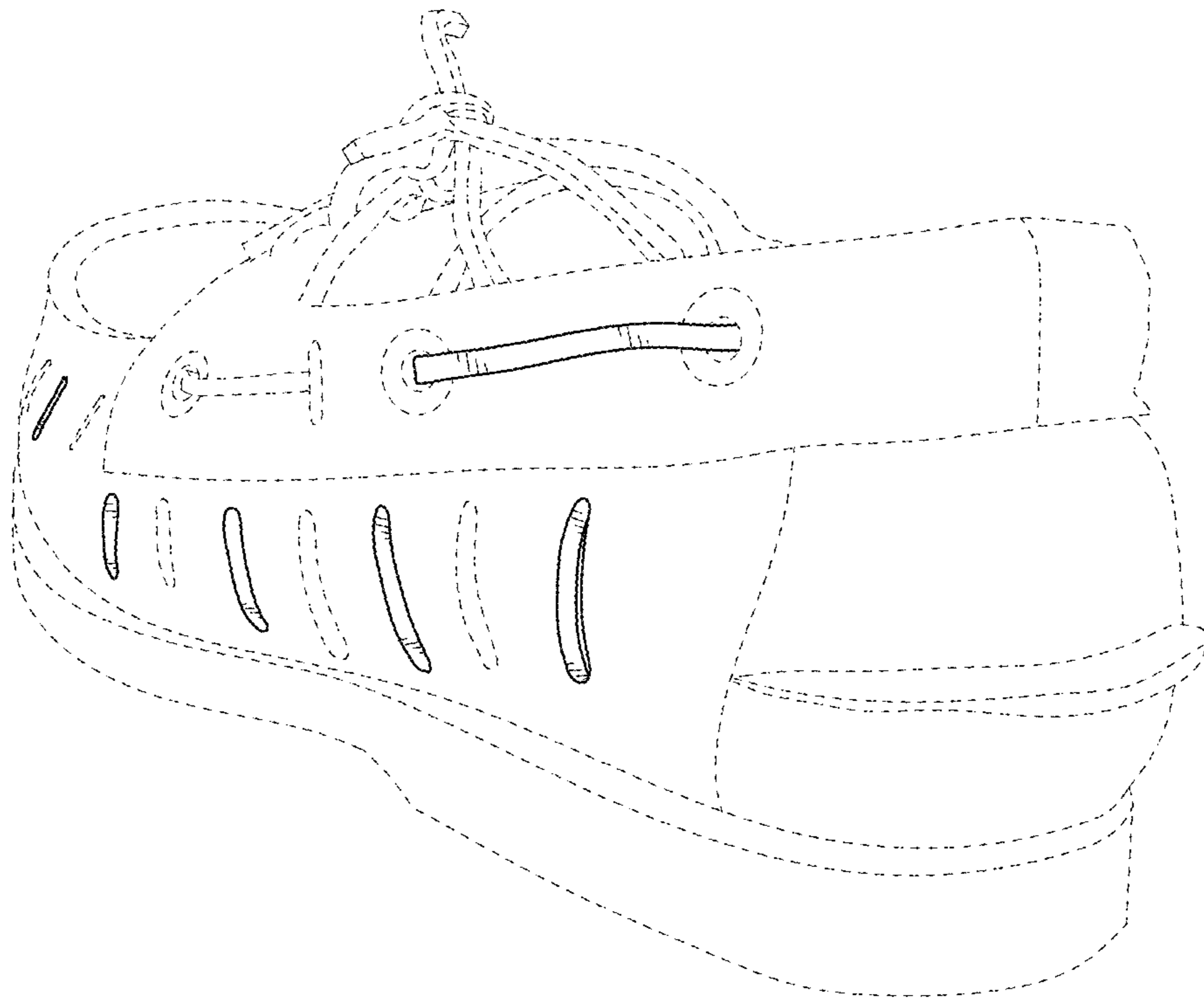


FIG. 2

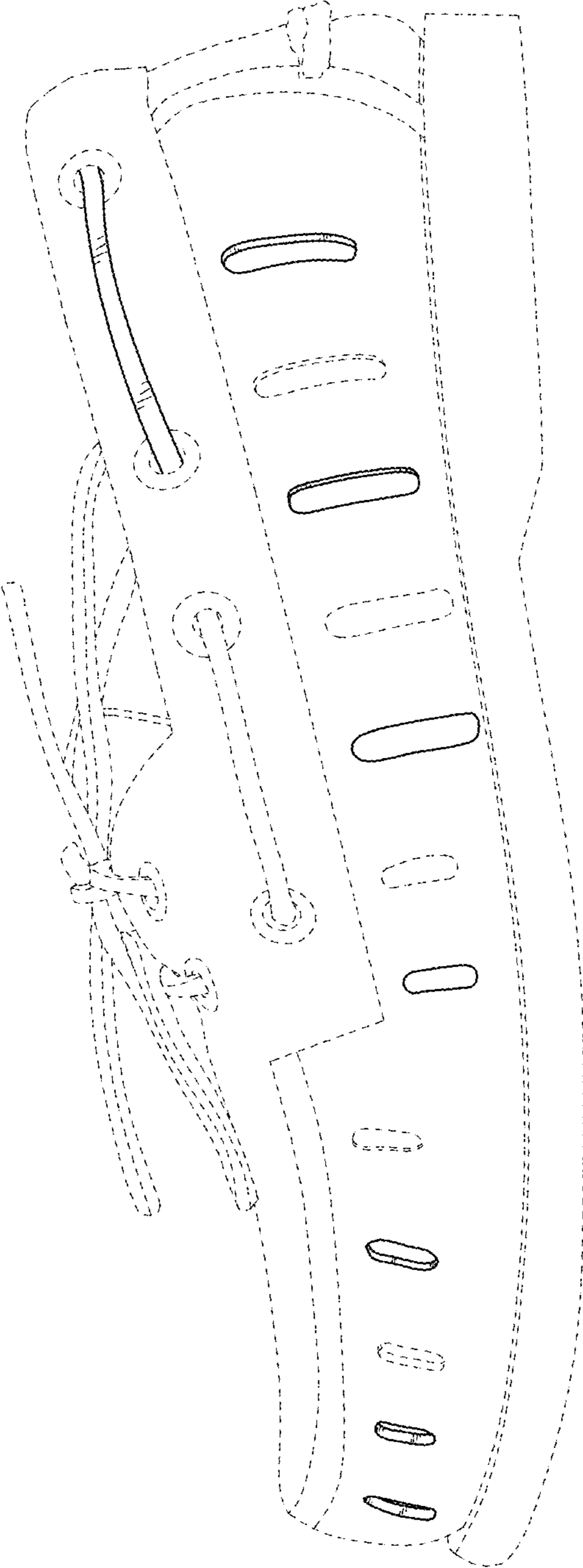


FIG. 3

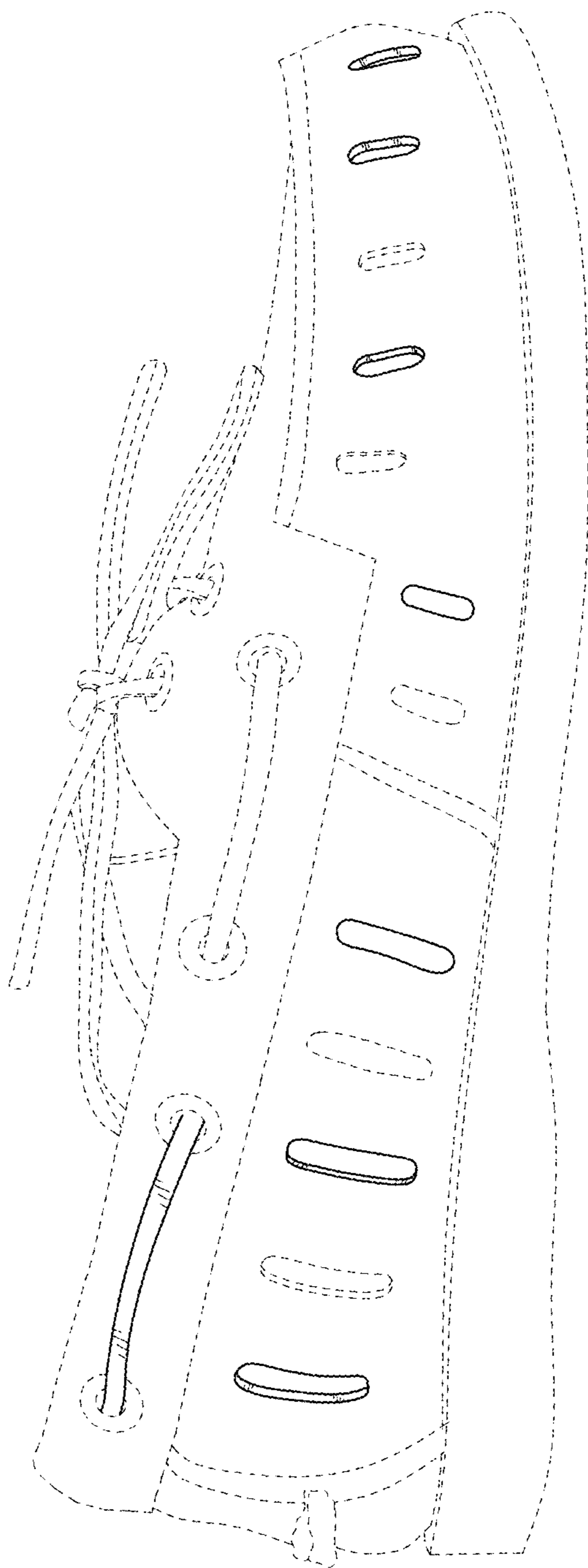


FIG. 4




FIG. 5

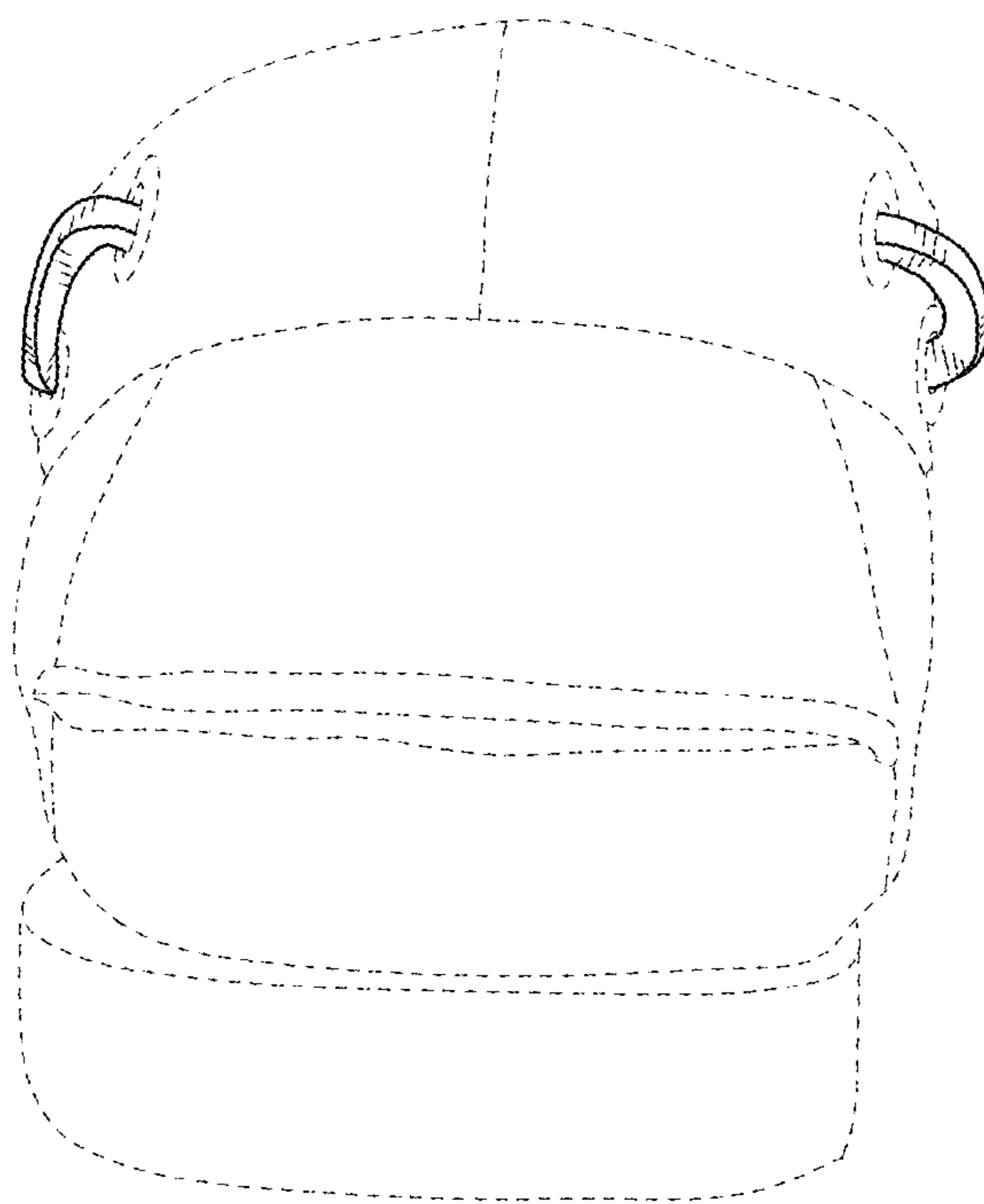


FIG. 6

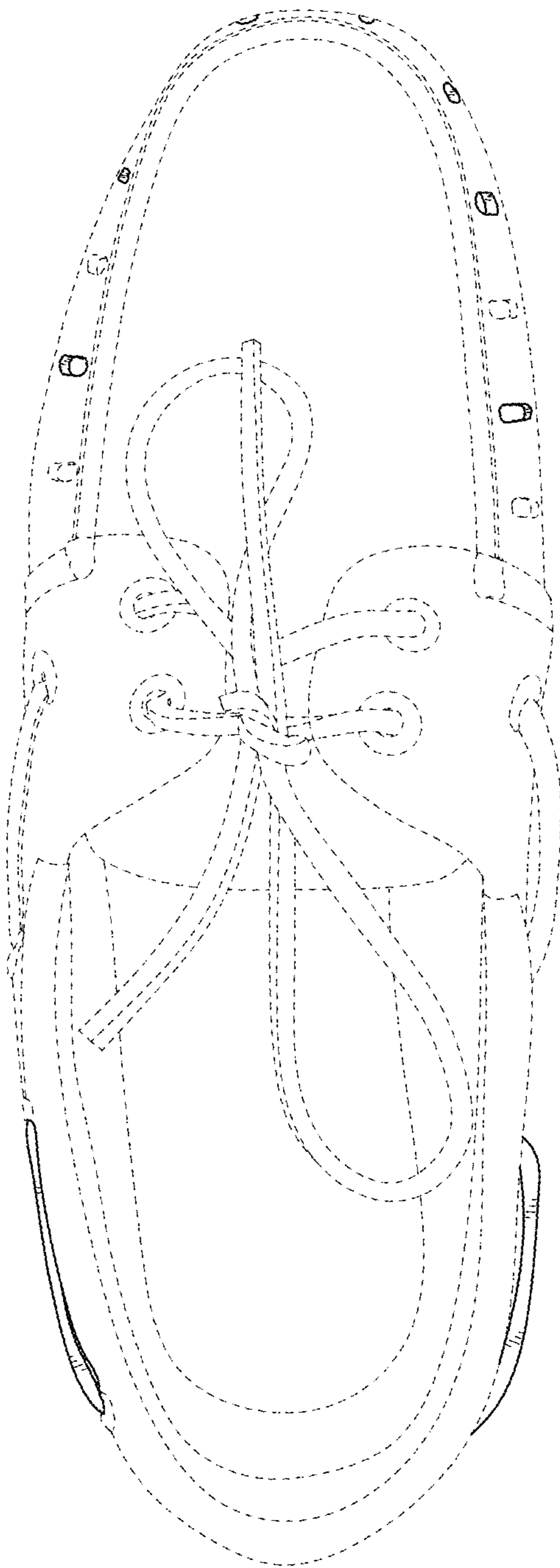


FIG. 7