



US00D727002S

(12) **United States Design Patent**
Sassi

(10) **Patent No.:** **US D727,002 S**
(45) **Date of Patent:** **** Apr. 21, 2015**

- (54) **SHOE**
- (71) Applicant: **Valentino S.p.A.**, Milan (IT)
- (72) Inventor: **Stefano Sassi**, Milan (IT)
- (73) Assignee: **Valentino S.p.A.**, Milan (IT)
- (**) Term: **14 Years**
- (21) Appl. No.: **29/440,191**
- (22) Filed: **Dec. 19, 2012**

(30) **Foreign Application Priority Data**

Dec. 6, 2012 (EM) 002148783

- (51) **LOC (10) Cl.** **02-04**
- (52) **U.S. Cl.**
USPC **D2/944**; D2/959

(58) **Field of Classification Search**

CPC A43B 13/22; A43B 13/223; A43B 5/00;
A43B 5/002; A43B 5/005; A43B 5/007;
A43B 5/008; A43B 5/025; A43B 5/06;
A43B 5/12; A43B 5/10; A43B 5/14; A43B
5/145; A43B 5/18; A43B 5/185; A43B 13/00;
A43B 13/04
USPC D2/896, 902, 906, 907, 908, 943, 944,
D2/945, 946, 947, 951, 953, 960, 972, 976,
D2/959; 36/83, 113, 114, 115, 126-131,
36/136, 25 R, 30 R, 32 R
See application file for complete search history.

(56) **References Cited**

U.S. PATENT DOCUMENTS

2,539,761 A * 1/1951 Whitman 36/114
2,994,972 A * 8/1961 Blair 36/92
4,169,324 A * 10/1979 Gibbs 36/83

4,319,412 A * 3/1982 Muller et al. 36/29
D270,778 S * 10/1983 Casetta D2/907
D276,190 S * 11/1984 Hess D2/908
D277,427 S * 2/1985 Gamm D2/969
D282,021 S * 1/1986 Linn D2/969
4,584,783 A * 4/1986 Dobbin 36/50.1
D284,040 S * 6/1986 Yoshitake D2/908
D285,142 S * 8/1986 McArthur D2/905
D285,261 S * 8/1986 Gamm D2/905
D287,540 S * 1/1987 Gamm D2/905
D300,083 S * 3/1989 Tonkel D2/907
4,939,853 A * 7/1990 Farbman 36/103
5,469,642 A * 11/1995 Farbman 36/103
D449,426 S * 10/2001 Pollastrelli D2/908
D452,362 S * 12/2001 Mastroianni et al. D2/908
D615,734 S * 5/2010 Di Nucci D2/907
D670,070 S * 11/2012 Della Valle et al. D2/908
D672,942 S * 12/2012 Della Valle et al. D2/908
D682,515 S * 5/2013 Della Valle et al. D2/908

* cited by examiner

Primary Examiner — Elizabeth J Oswecki

(74) *Attorney, Agent, or Firm* — Dickstein Shapiro LLP

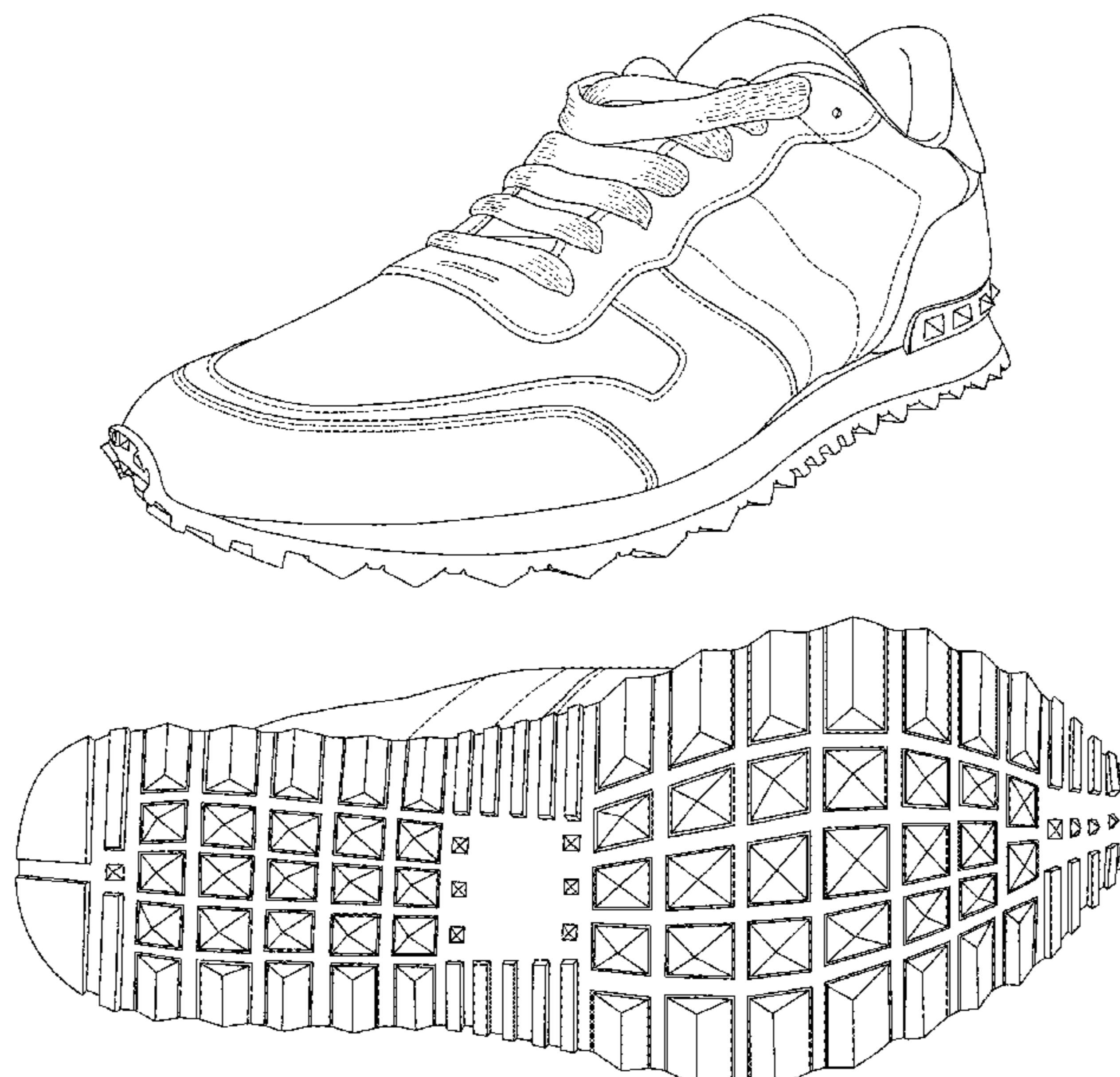
(57) **CLAIM**

The ornamental design for a shoe, as shown and described.

DESCRIPTION

FIG. 1 is a perspective view of a shoe showing my new design;
FIG. 2 is a front view thereof;
FIG. 3 is a back view thereof;
FIG. 4 is a left side view thereof;
FIG. 5 is a right side view thereof;
FIG. 6 is a top view thereof; and,
FIG. 7 is a bottom view thereof.
The dotted lines in FIGS. 1-7 represent thread stitching on the shoe that form no part of the claimed design.

1 Claim, 7 Drawing Sheets



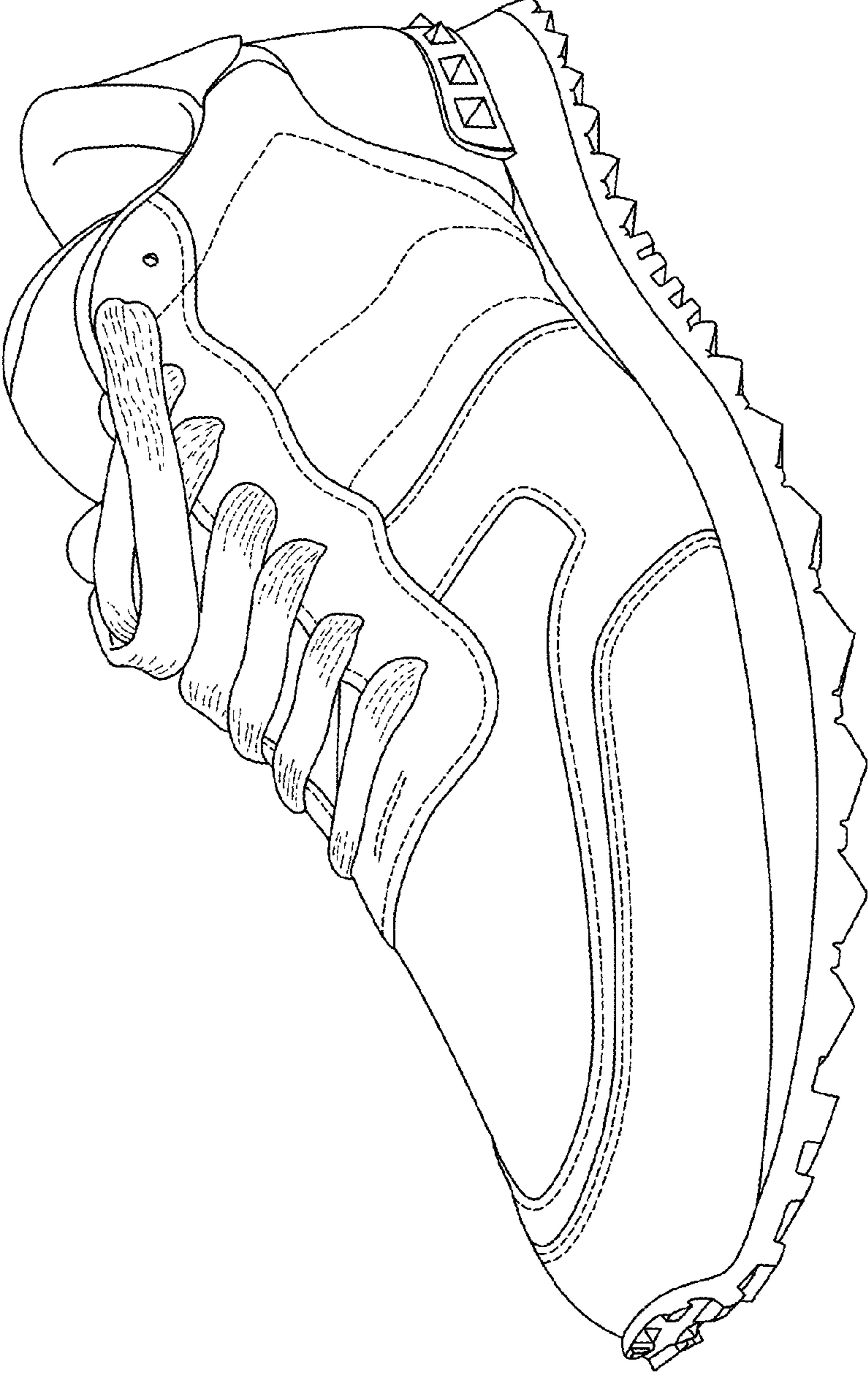


FIG. 1

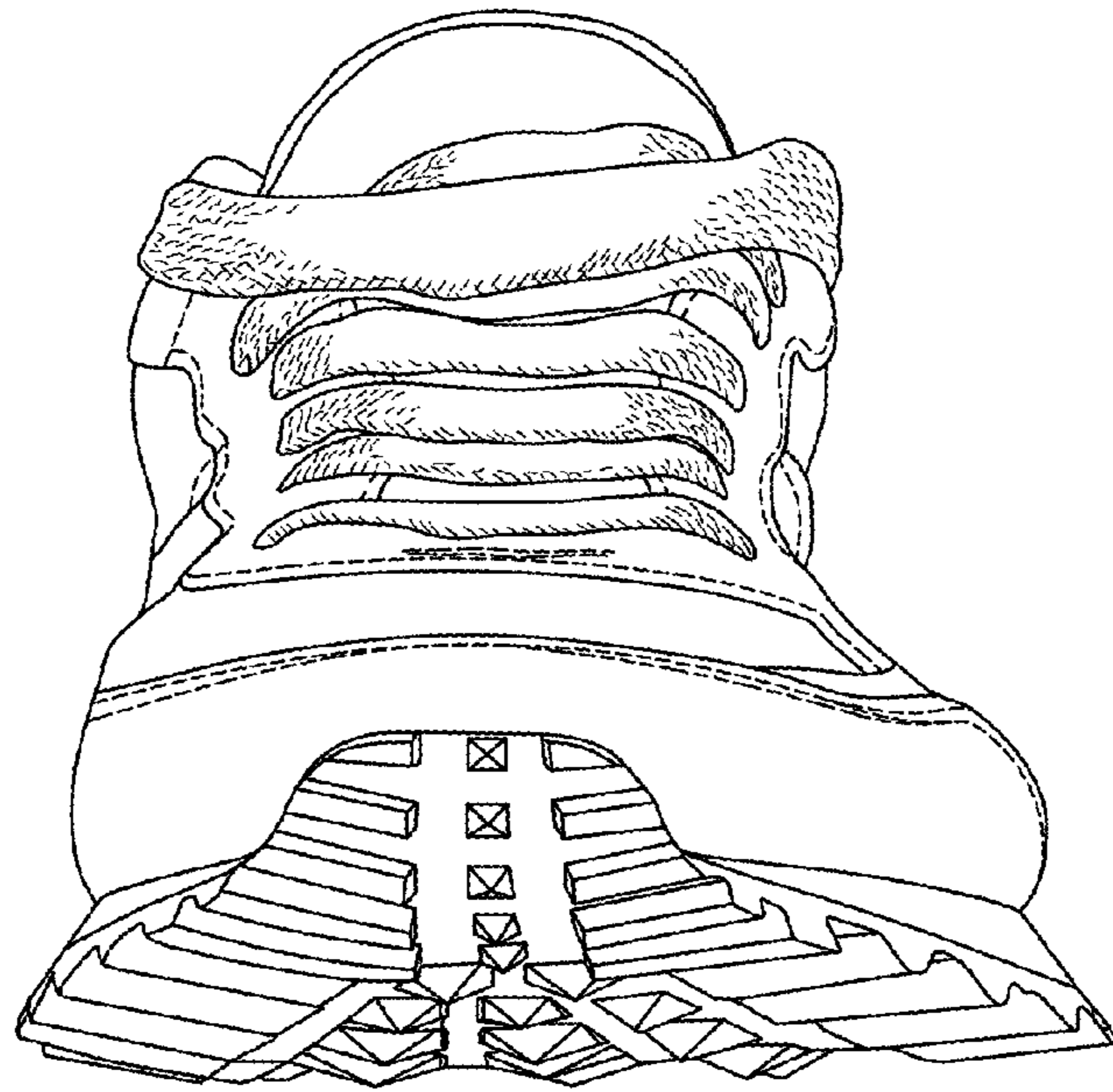


FIG. 2




FIG. 3

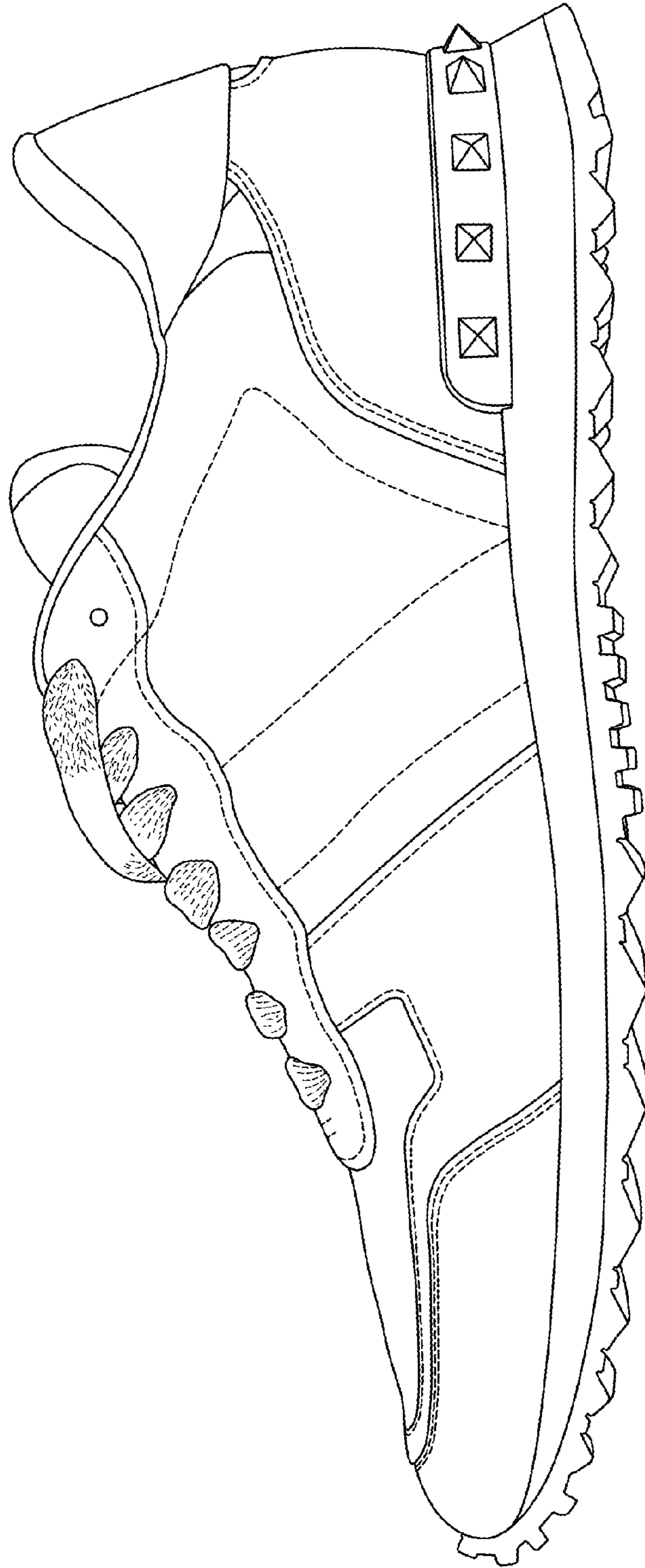


FIG. 4

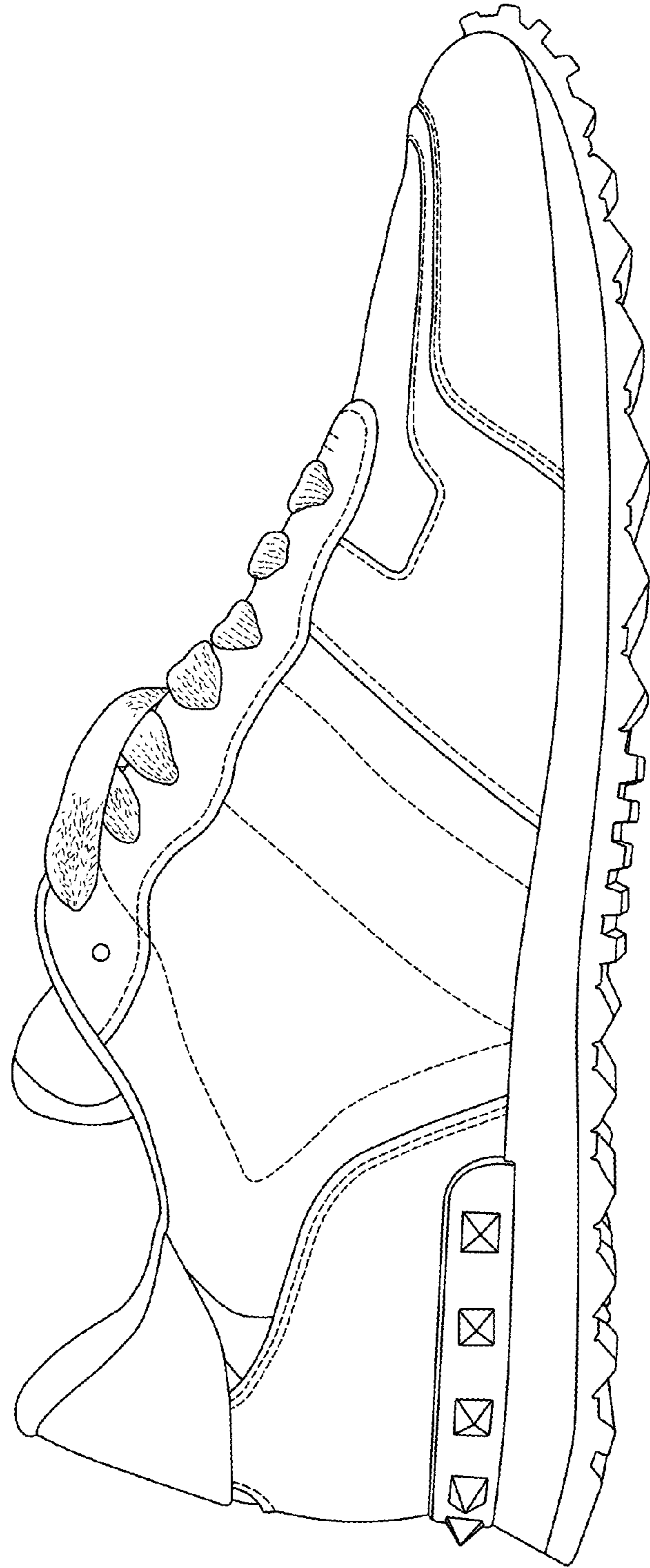


FIG. 5

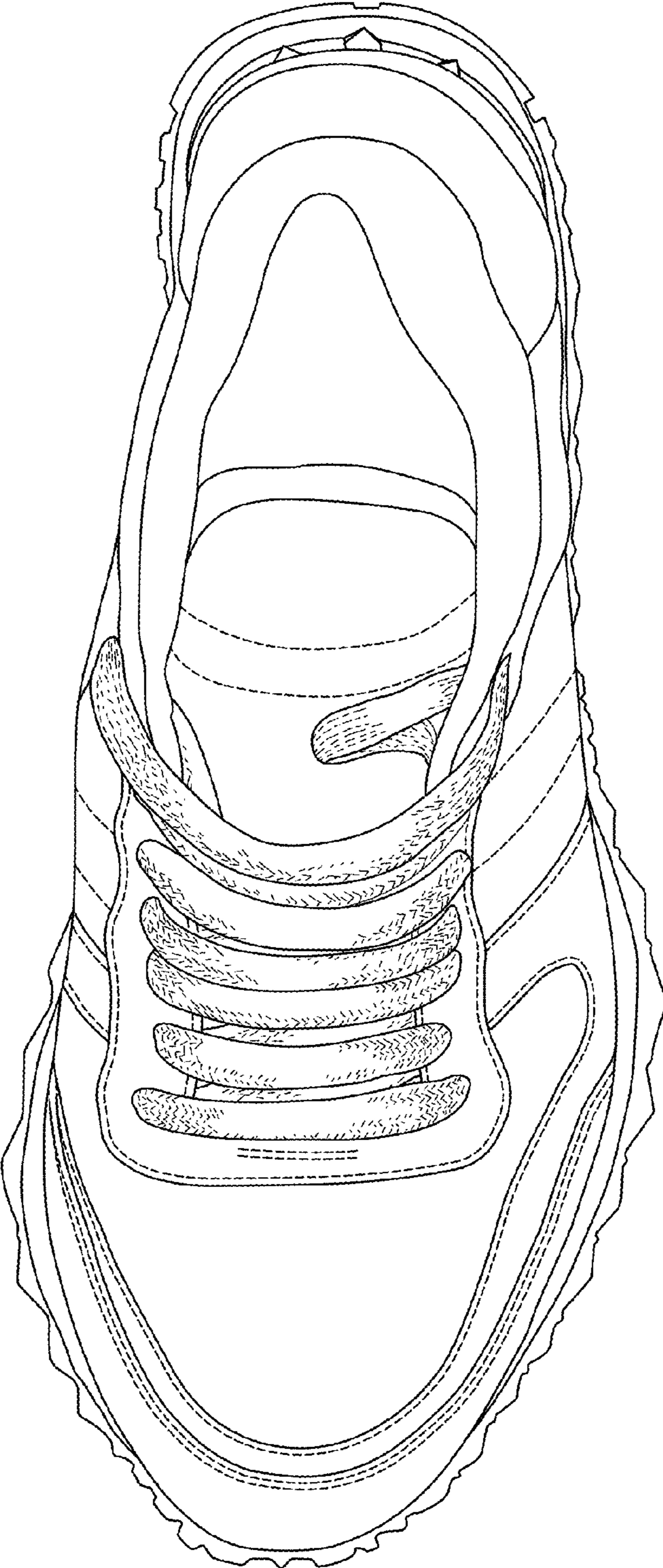


FIG. 6

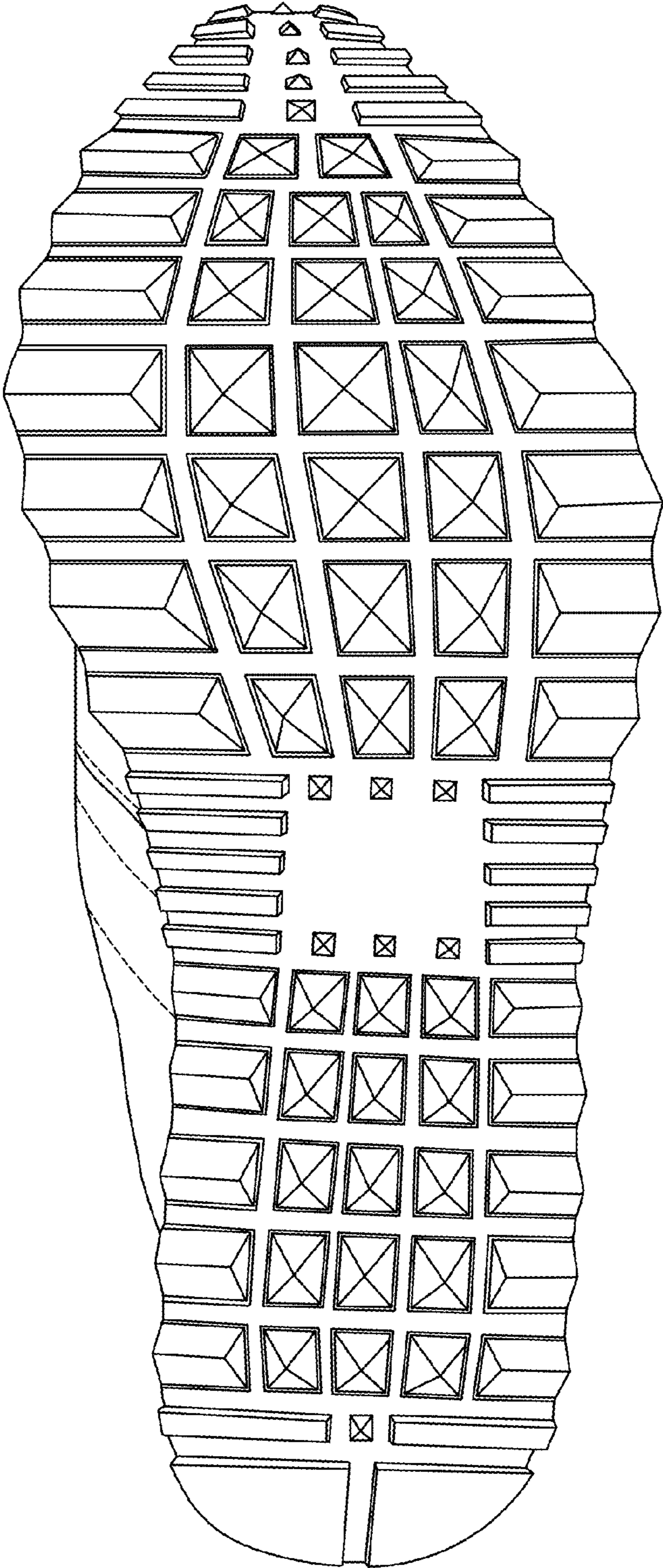


FIG. 7