



US00D726977S

(12) **United States Design Patent**
Lin

(10) **Patent No.:** **US D726,977 S**
(45) **Date of Patent:** **** Apr. 14, 2015**

(54) **PORTABLE ELECTRIC DRYER**

(76) Inventor: **Cheng Chuan Lin**, Xiamen (CN)

(**) Term: **14 Years**

(21) Appl. No.: **29/420,736**

(22) Filed: **May 11, 2012**

(51) **LOC (10) Cl.** **15-05**

(52) **U.S. Cl.**
USPC **D32/8**

(58) **Field of Classification Search**
USPC D32/8, 1, 5, 6, 10, 12, 13, 25, 17, 18,
D32/28; 34/58, 131, 96, 97, 101; 68/5 R,
68/12.07-12.08; D28/54.1, 61, 12, 10, 13;
137/15.1; D12/2, 331, 340-343;
D13/112; D22/116

See application file for complete search history.

(56) **References Cited**

U.S. PATENT DOCUMENTS

D138,288	S	*	7/1944	La Clair	D22/116
2,718,116	A	*	9/1955	Moses	60/734
3,344,604	A	*	10/1967	Mattia et al.	60/229
3,830,431	A	*	8/1974	Schwartz	239/265.11
5,155,925	A	*	10/1992	Choi	34/97
D350,414	S	*	9/1994	Rizzuto, Jr.	D28/13
5,701,681	A	*	12/1997	Wonka et al.	34/97
D397,517	S	*	8/1998	Choyee	D28/61
D398,074	S	*	9/1998	Nosenchuck	D28/18
D401,553	S	*	11/1998	Pearce et al.	D13/112
D425,243	S	*	5/2000	Mattis	D28/13
D459,037	S	*	6/2002	Schober	D32/6
6,408,533	B2	*	6/2002	Sakamoto	34/97
D496,754	S	*	9/2004	Parodi	D28/13
6,895,686	B1	*	5/2005	Sabbatini	34/96
D561,934	S	*	2/2008	Miller et al.	D28/10
D621,468	S	*	8/2010	Nilsson	D22/116
D641,521	S	*	7/2011	Parodi	D28/13
D668,814	S	*	10/2012	Hall	D28/12

D670,026	S	*	10/2012	Hong	D28/13
2006/0236557	A1	*	10/2006	Bousfield	34/96
2011/0203128	A1	*	8/2011	Rodrigues	34/96

FOREIGN PATENT DOCUMENTS

CA	126518	*	8/2009
CN	300848240	*	11/2008
EM	WO-D039268-001	*	4/1997
EM	WO-D064019-001	*	7/2003
JP	D1263890	*	2/2006

OTHER PUBLICATIONS

Firebird's All-New Jet Track Dryer, Internet Wayback date May 25, 2010, [online], [site visited Oct. 30, 2014 2:08 PM], <http://www.firebirdonline.com/Track_Stuff/Jet_dryer/firebirds_jet_track_dryer.htm>.*

* cited by examiner

Primary Examiner — John Windmuller

Assistant Examiner — John R Yeh

(74) *Attorney, Agent, or Firm* — Rabin & Berdo, P.C.

(57) **CLAIM**

The ornamental design for a portable electric dryer, as shown and described.

DESCRIPTION

FIG. 1 is a front view of a portable electric dryer showing my new design; the rear view being identical to the front view thereof;

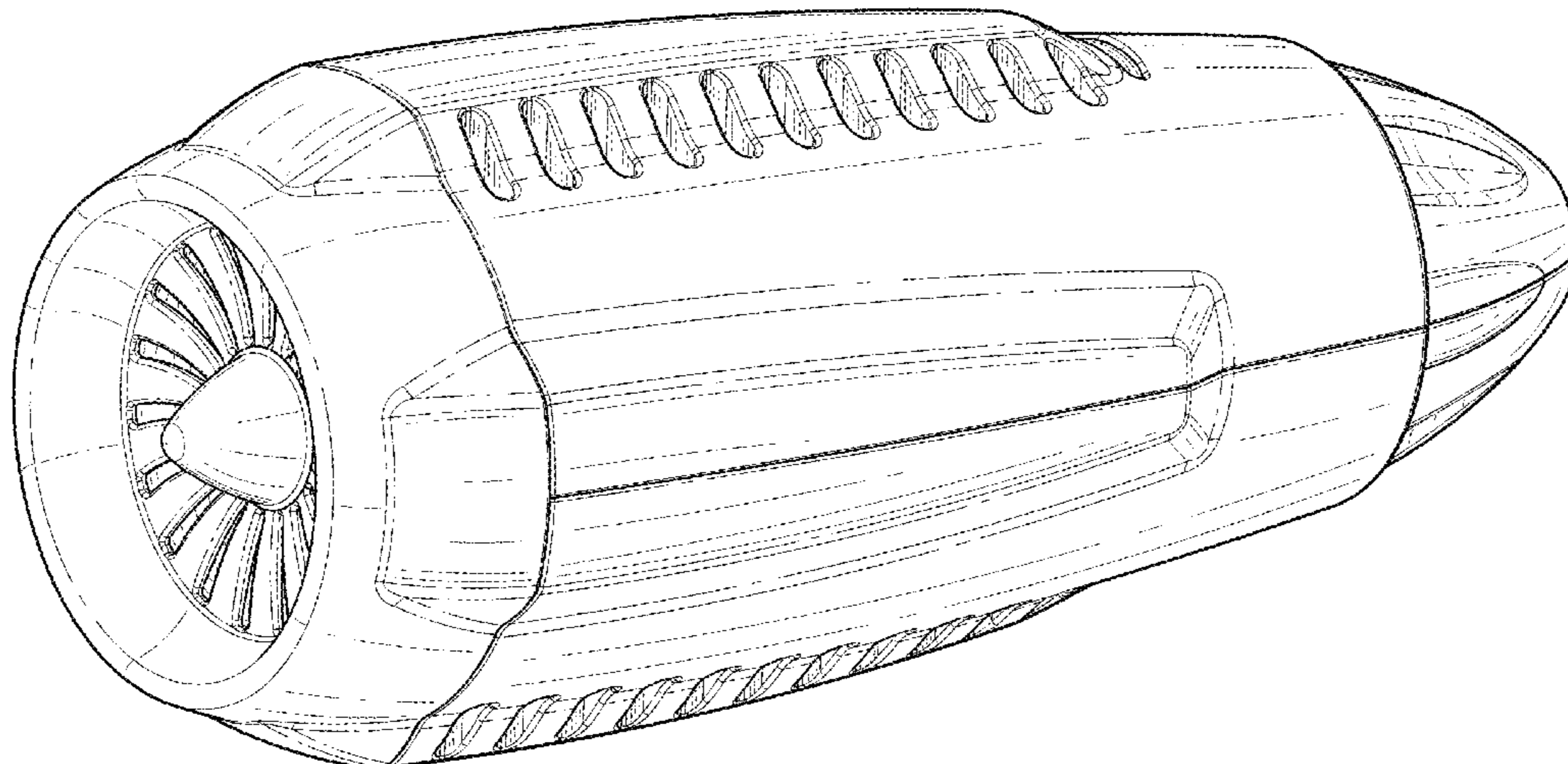
FIG. 2 is a top plan view thereof; the bottom plan view being identical to the top plan view thereof;

FIG. 3 is a left side view thereof;

FIG. 4 is a right side view thereof; and,

FIG. 5 is perspective view thereof.

1 Claim, 4 Drawing Sheets



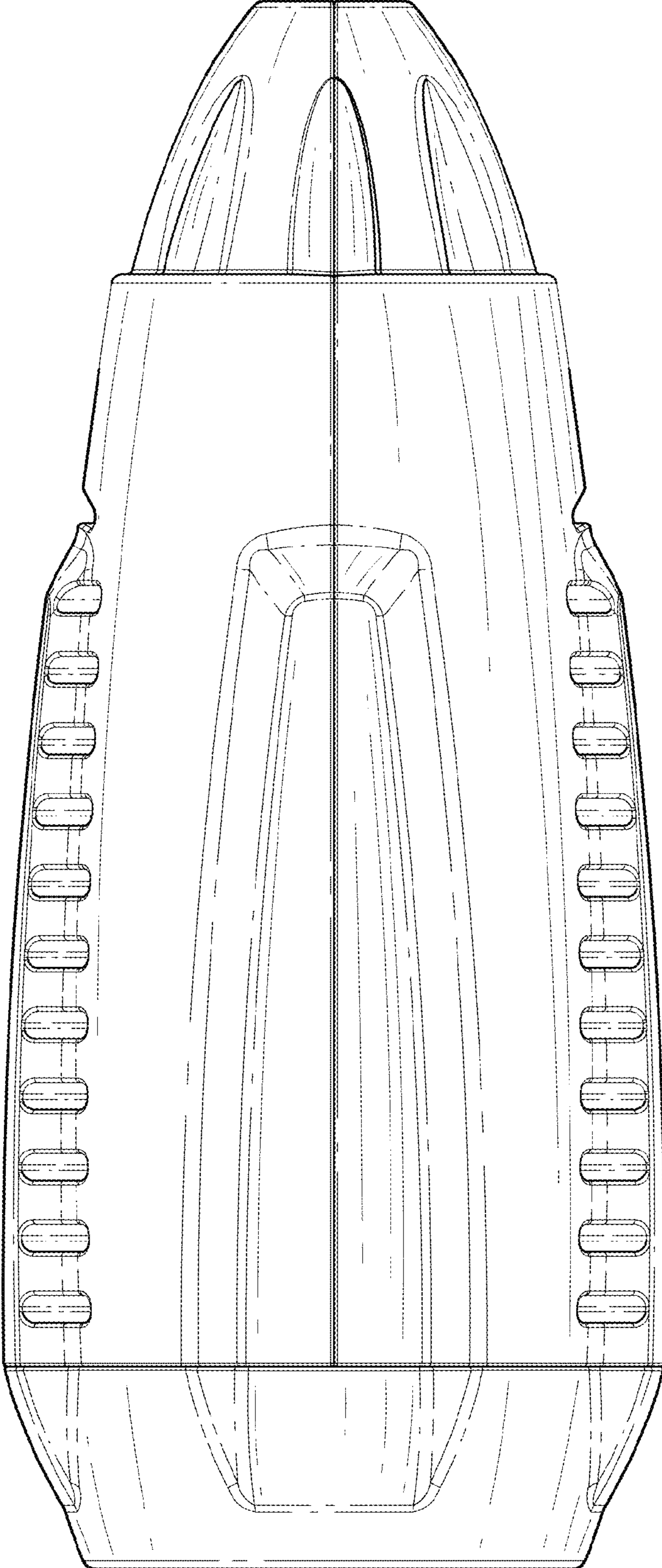


FIG. 1

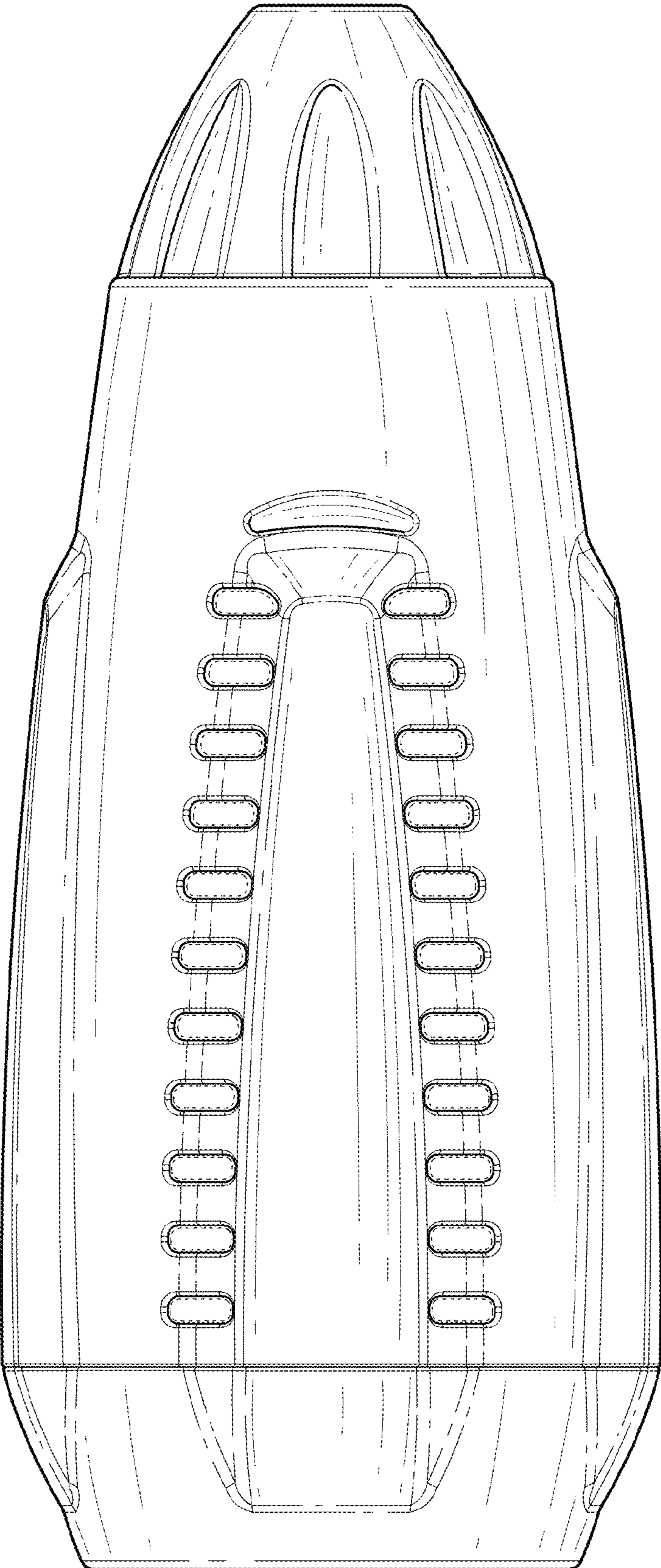


FIG. 2




FIG. 4

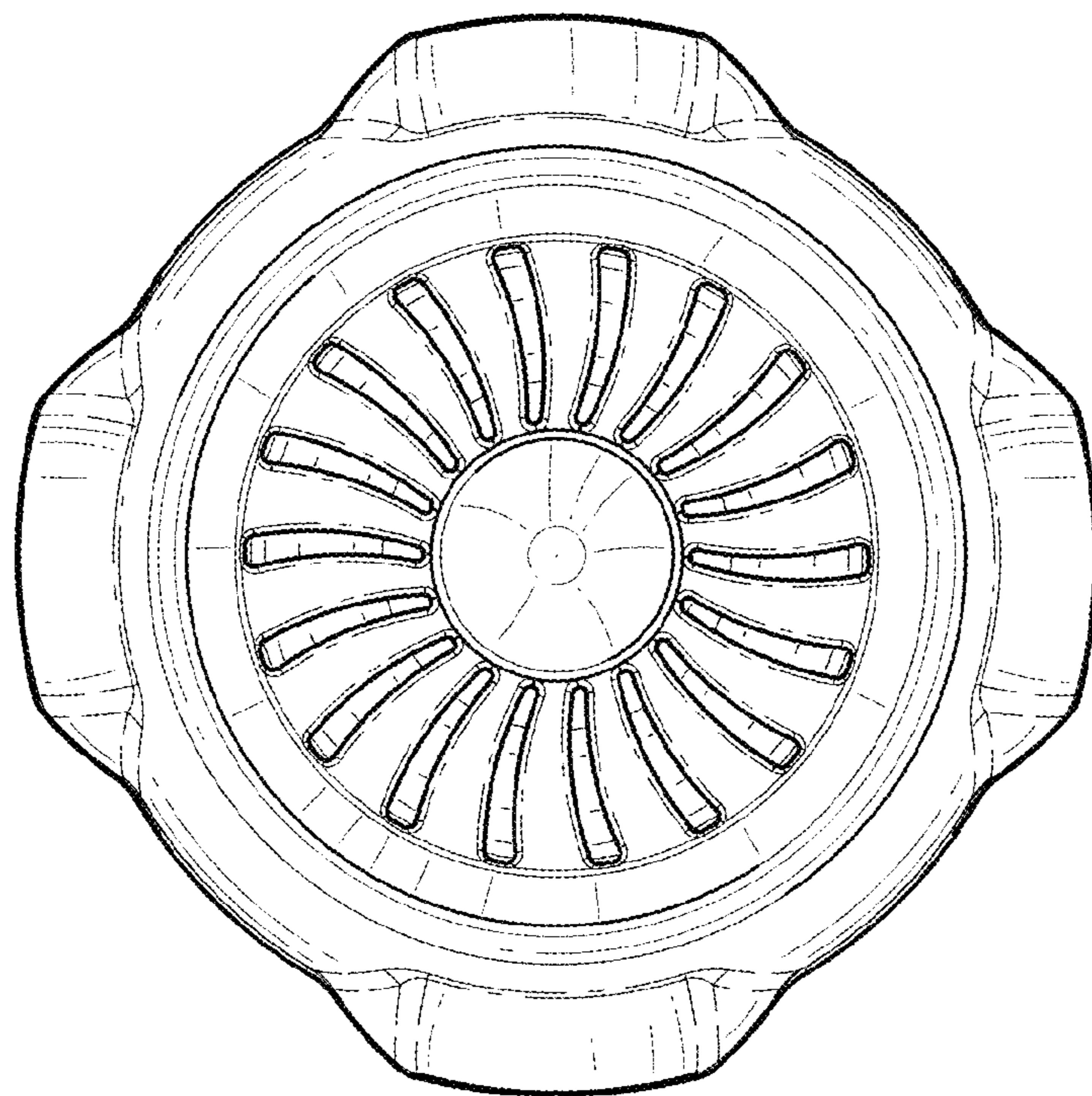


FIG. 3

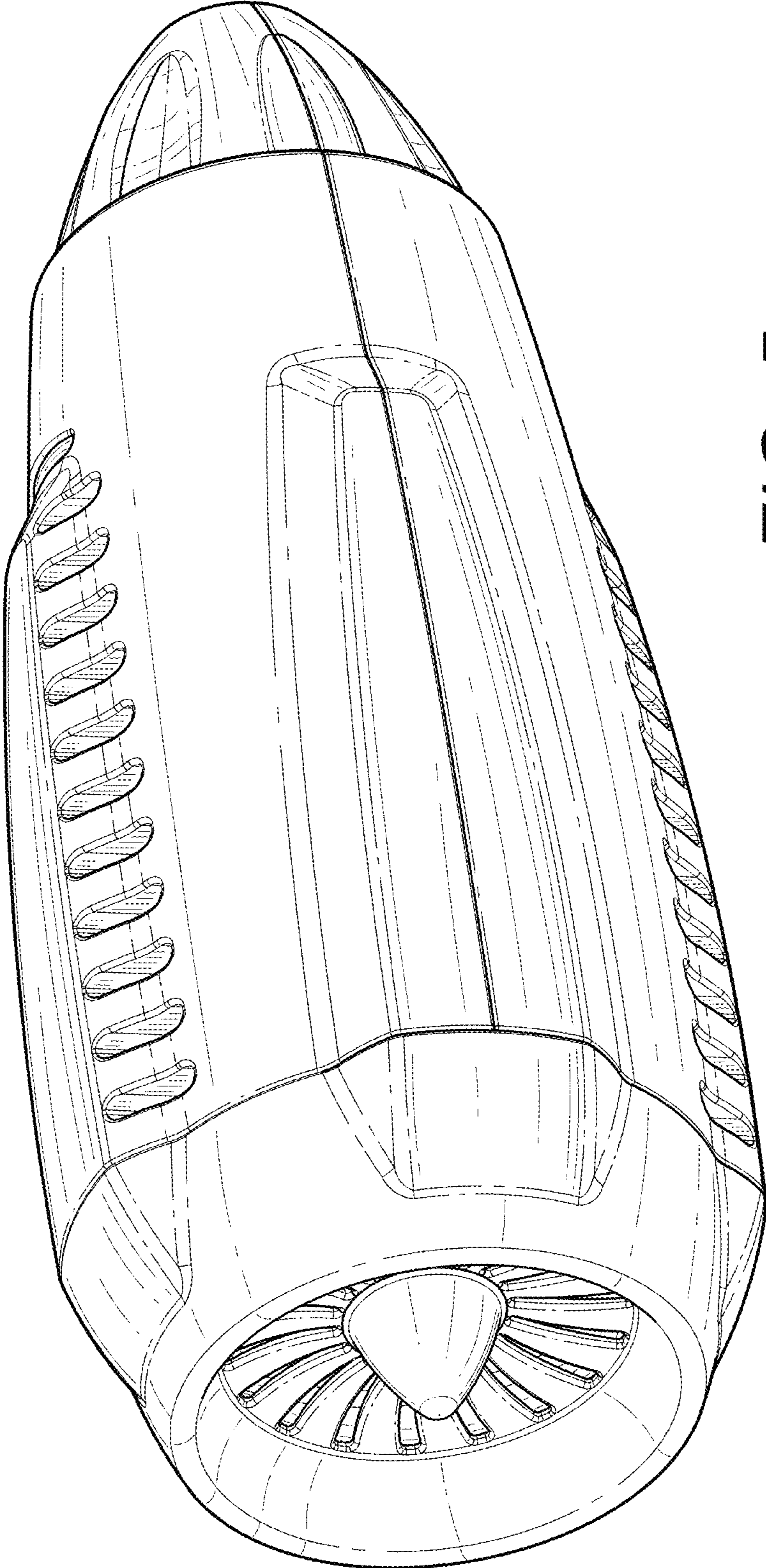


FIG. 5