



US00D726975S

(12) **United States Design Patent**
Kim et al.

(10) **Patent No.:** **US D726,975 S**
(45) **Date of Patent:** **** Apr. 14, 2015**

- (54) **ANIMAL TREAT DISPENSER**
- (71) Applicant: **Societe des Produits Nestle S.A., Vevey (CH)**
- (72) Inventors: **Kisun Kim, St. Louis, MO (US); Stephen Andrew Wurth, St. Louis, MO (US); Jacob Ballard, St. Louis, MO (US)**
- (73) Assignee: **Societe des Produits Nestle S.A., Vevey (CH)**

6,098,571 A	8/2000	Axelrod et al.	
6,158,391 A	12/2000	Simonetti	
6,167,841 B1 *	1/2001	Ho	119/61.54
6,237,538 B1	5/2001	Tsengas	
D470,547 S *	2/2003	Lin	D21/604
6,526,912 B1	3/2003	Ottoson	
6,557,496 B2	5/2003	Herrenbruck	
6,983,722 B2	1/2006	Tepper et al.	
7,246,574 B2	7/2007	Renforth	
D573,894 S *	7/2008	Takacs	D9/608
7,600,488 B2	10/2009	Mann	
7,640,894 B2	1/2010	Jager	
D625,056 S	10/2010	Kelly	
7,866,281 B2	1/2011	Willinger	

(**) Term: **14 Years**

(21) Appl. No.: **29/468,594**

(22) Filed: **Oct. 1, 2013**

(51) **LOC (10) Cl.** **30-99**

(52) **U.S. Cl.**
USPC **D30/160; D30/121; D9/607; D9/611; D21/604; D21/611; D21/617**

(58) **Field of Classification Search**
USPC **D30/121, 160; D9/607-609, 611; D21/604, 611, 617; 119/702, 706-711, 119/51.01, 61.54**

See application file for complete search history.

(56) **References Cited**

U.S. PATENT DOCUMENTS

901,762 A *	10/1908	Wetzel	446/297
D216,320 S *	12/1969	Smith	D21/605
D256,705 S *	9/1980	Nakao et al.	D21/604
D329,475 S *	9/1992	Revell	D21/551
D334,139 S *	3/1993	Gozzini	D9/608
5,386,909 A	2/1995	Spector	
D377,376 S *	1/1997	Castillo	D21/604
5,651,475 A	7/1997	Fenton	
5,819,690 A	10/1998	Brown	

(Continued)

FOREIGN PATENT DOCUMENTS

WO 02096315 A2 12/2002

Primary Examiner — Cathy A MacCormac

(74) *Attorney, Agent, or Firm* — Holland & Hart, LLP

(57) **CLAIM**

The ornamental design for an animal treat dispenser, as shown and described.

DESCRIPTION

FIG. 1 is a perspective view of the animal treat dispenser, showing my new design;

FIG. 2 is a front view of the design illustrated in FIG. 1;

FIG. 3 is a right side view of the design illustrated in FIG. 1;

FIG. 4 is a left side view of the design illustrated in FIG. 1;


FIG. 5 is a rear view of the design illustrated in FIG. 1;

FIG. 6 is a top view of the design illustrated in FIG. 1; and,

FIG. 7 is a bottom view of the design illustrated in FIG. 1.

The broken lines in the drawings are for the purpose of illustrating unclaimed portions of the animal treat dispenser and form no part of the claimed design.

1 Claim, 3 Drawing Sheets



(56)

References Cited

U.S. PATENT DOCUMENTS

D658,817 S 5/2012 Costello et al.
D661,849 S * 6/2012 Soto D30/160
8,225,747 B2 7/2012 Markham et al.
8,230,808 B2 7/2012 Lai
8,240,273 B2 8/2012 Benson
D667,595 S 9/2012 Johnston
D680,698 S 4/2013 McWilliams
8,474,404 B2 * 7/2013 Costello 119/51.01

D700,755 S * 3/2014 Reiss et al. D30/160
D704,396 S * 5/2014 Chen D30/160
D705,075 S * 5/2014 Zwettler et al. D9/601
2007/0022971 A1 2/2007 Renforth
2011/0083608 A1 * 4/2011 Markham et al. 119/51.01
2011/0139815 A1 6/2011 Benson
2011/0226187 A1 9/2011 Bertsch
2012/0012068 A1 1/2012 Costello
2012/0298044 A1 11/2012 Dotterer
2012/0318210 A1 12/2012 Anderson
2013/0055965 A1 3/2013 Valle

* cited by examiner




FIG. 1

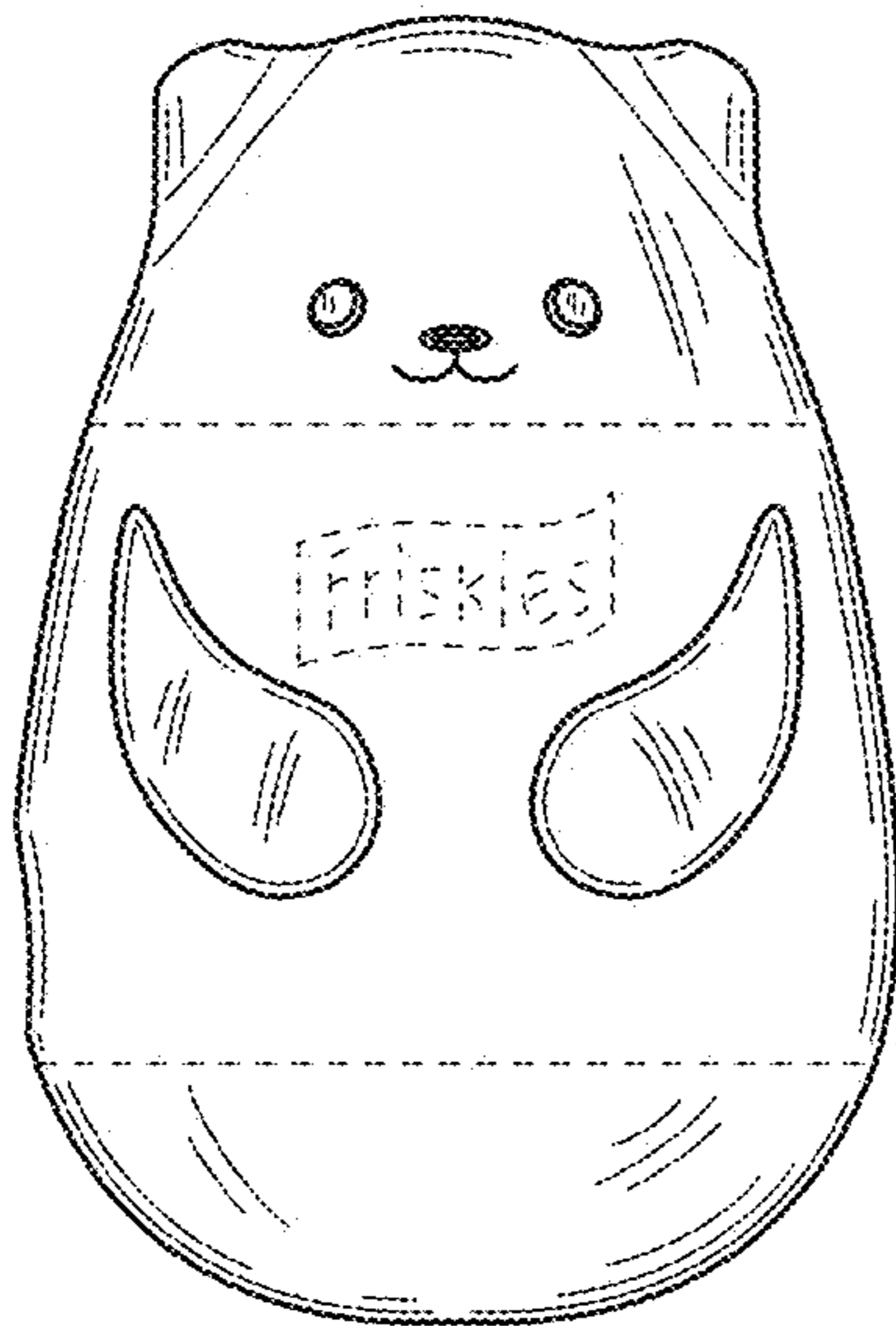


FIG. 2

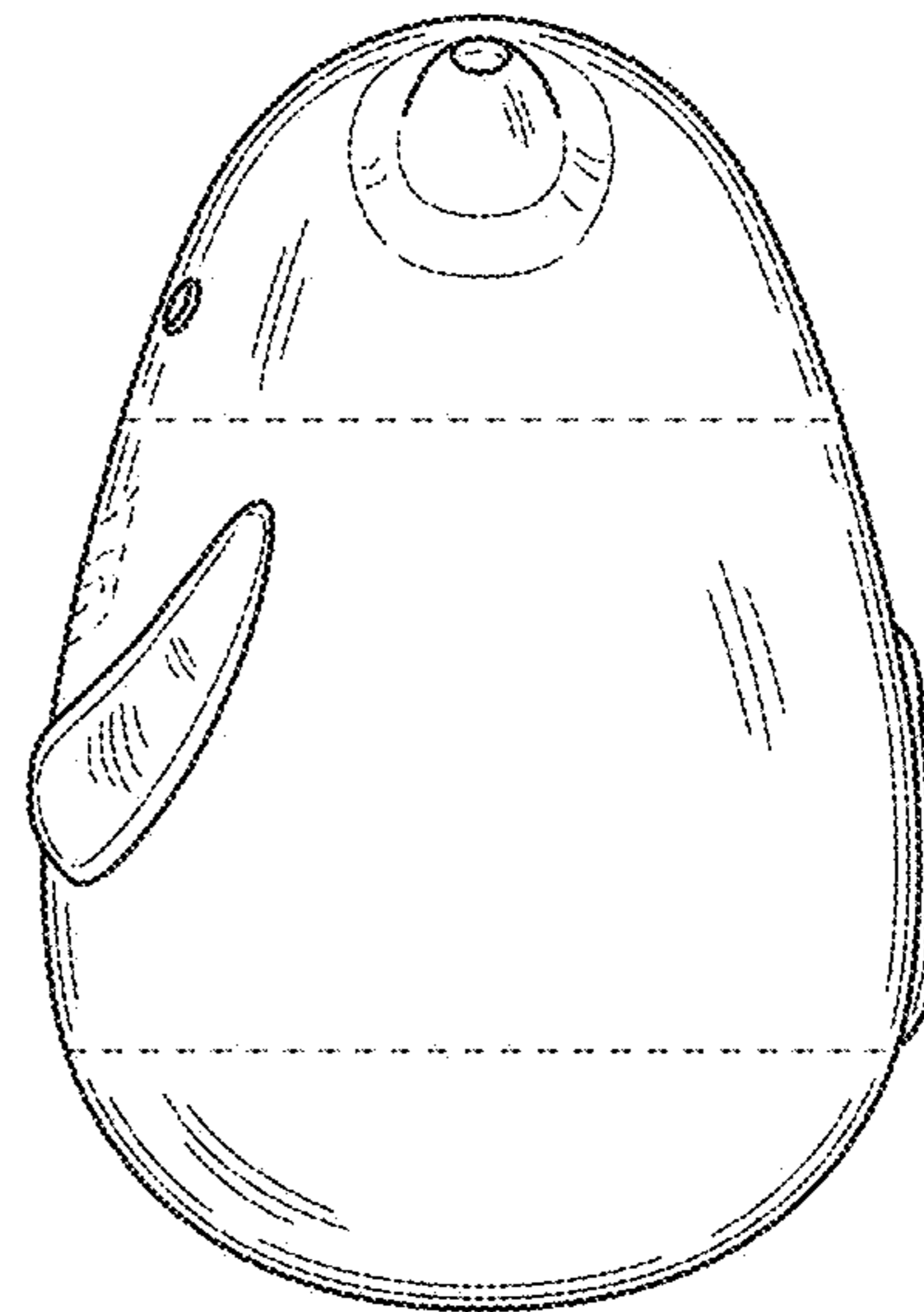


FIG. 3

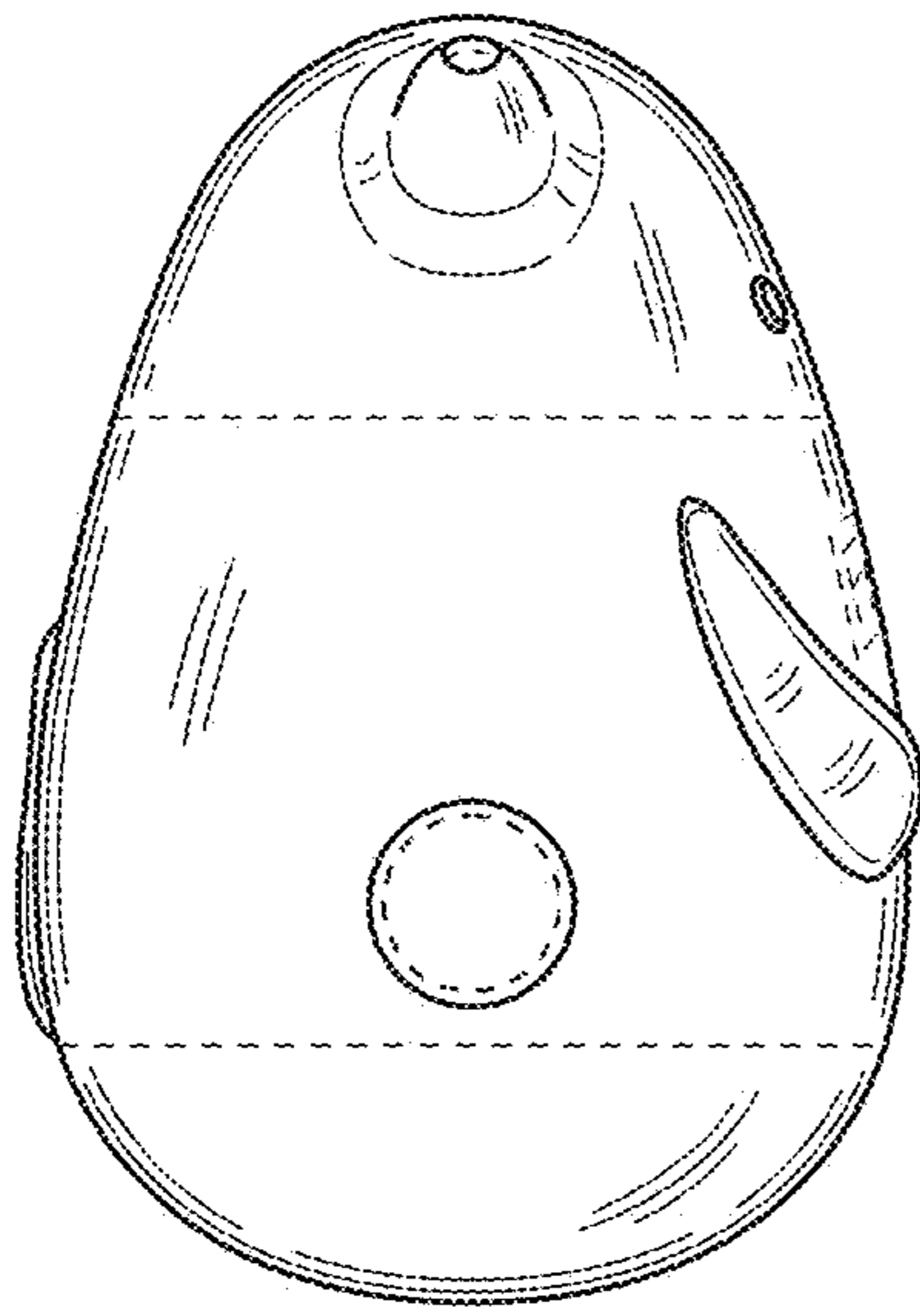


FIG. 4

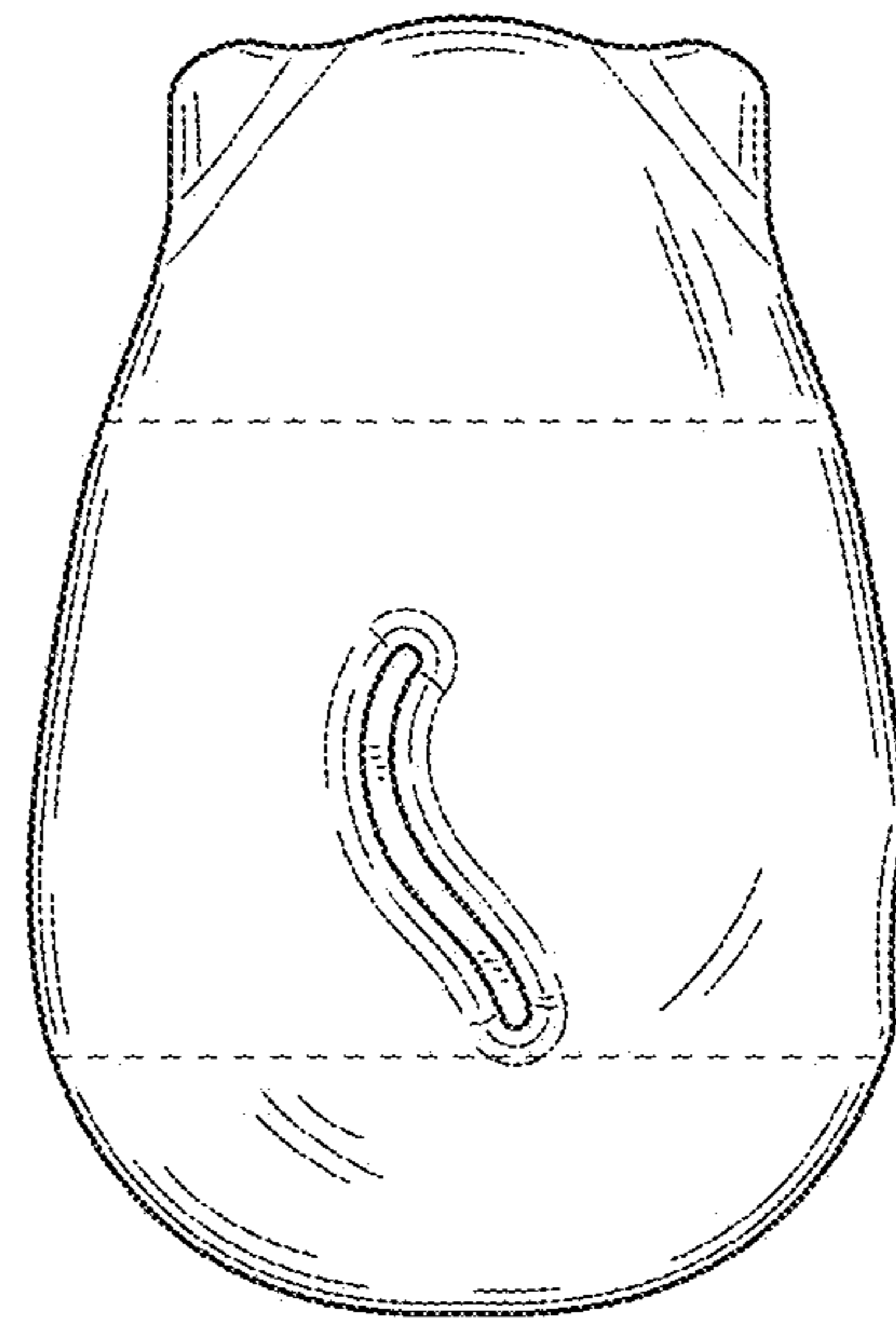


FIG. 5

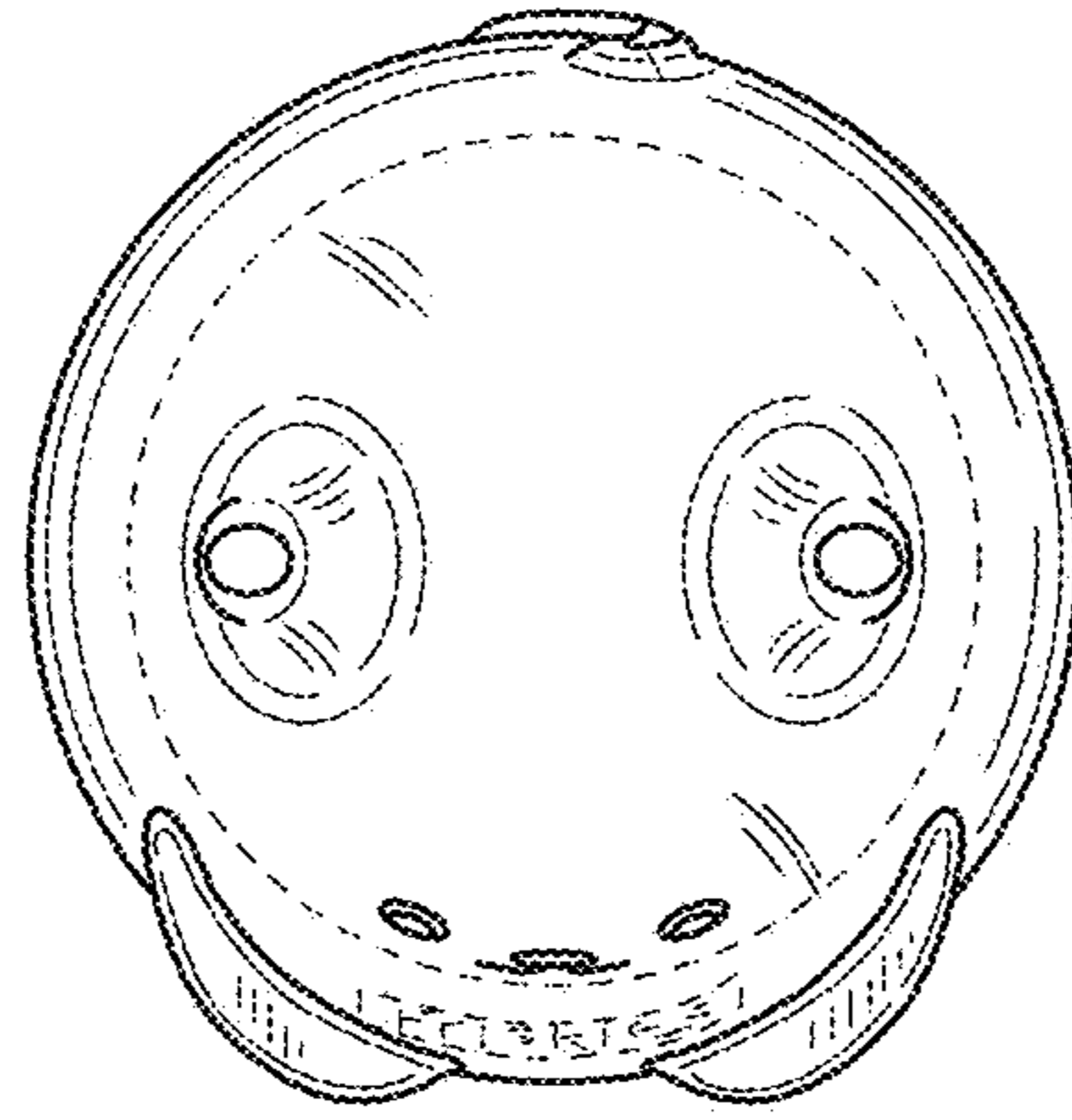


FIG. 6

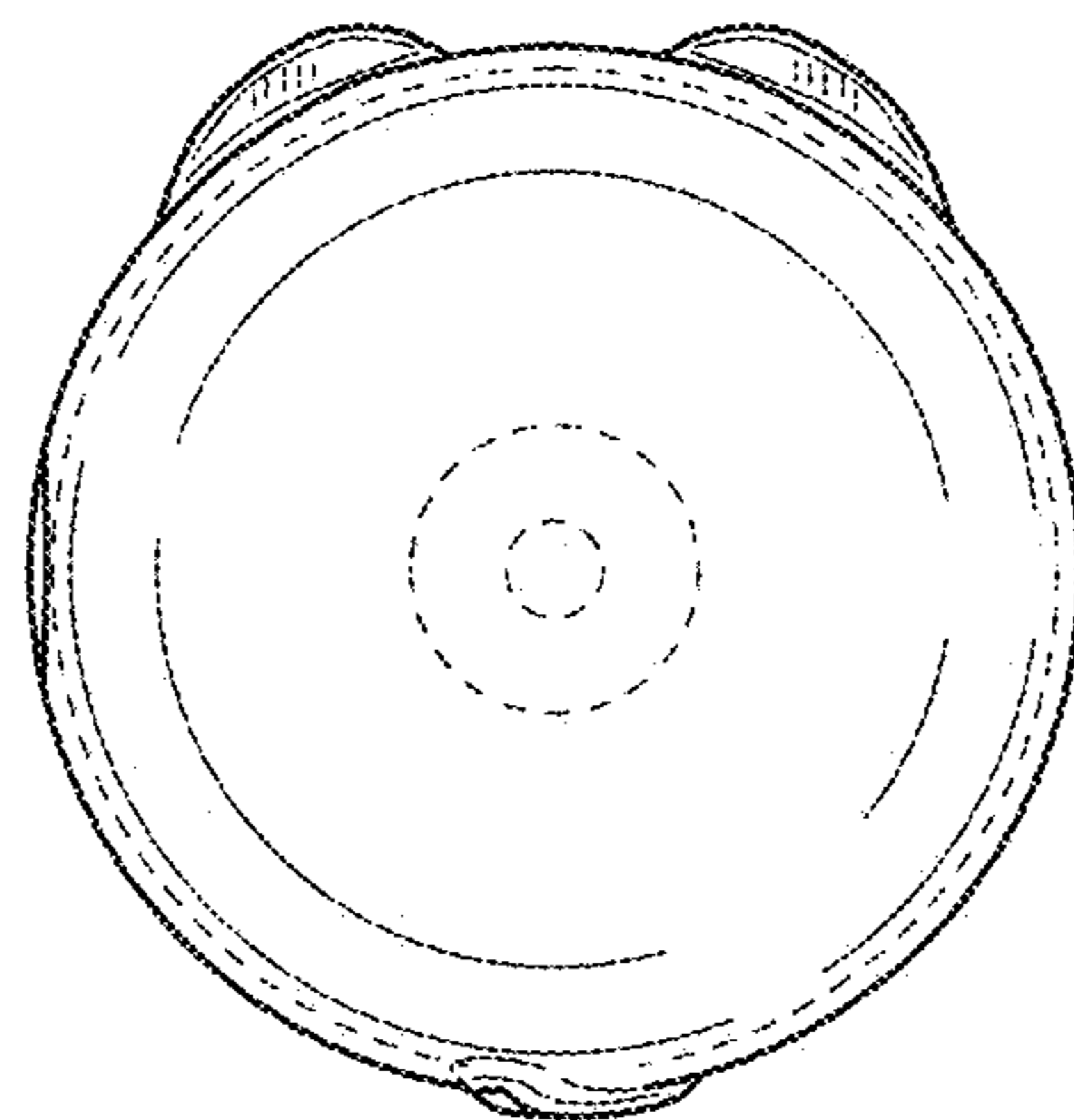


FIG. 7