

US00D726972S

(12) **United States Design Patent**  
**Cantwell et al.**

(10) **Patent No.:** **US D726,972 S**  
(45) **Date of Patent:** **\*\* Apr. 14, 2015**

(54) **PANEL FOR AN ANIMAL CRATE**

(56)

**References Cited**

(71) Applicant: **Mid-West Metal Products Company, Inc.**, Muncie, IN (US)

(72) Inventors: **Brad Cantwell**, Muncie, IN (US); **Stew Kerr**, Muncie, IN (US); **Michael E. Greene**, Muncie, IN (US); **Terrance L. Jones**, Muncie, IN (US)

(73) Assignee: **Mid-West Metal Products Company, Inc.**, Muncie, IN (US)

(\*\*) Term: **14 Years**

(21) Appl. No.: **29/507,444**

(22) Filed: **Oct. 28, 2014**

(51) **LOC (10) Cl.** ..... **30-02**

(52) **U.S. Cl.**  
USPC ..... **D30/119**

(58) **Field of Classification Search**  
USPC ..... D30/108–109, 112, 114, 119;  
D25/48.1, 48.3; 49/169; 119/416, 421,  
119/452–453, 473–475, 496, 498, 512–514,  
119/174, 464, 484, 487, 494, 501, 736

See application file for complete search history.

U.S. PATENT DOCUMENTS

5,329,723	A *	7/1994	Liul	43/61
D391,689	S *	3/1998	Blackwell et al.	D30/119
D427,730	S *	7/2000	Powers et al.	D30/114
6,192,834	B1 *	2/2001	Kolozsvari	119/498
6,289,848	B1 *	9/2001	Estevez et al.	119/473
6,655,321	B1 *	12/2003	Ozeri et al.	119/417
6,763,784	B1 *	7/2004	Liu	119/452
6,997,138	B1 *	2/2006	Simpson	119/499
7,343,877	B1 *	3/2008	McDonald	119/464
7,805,808	B2 *	10/2010	Matteson	119/501
D668,397	S *	10/2012	Cantwell et al.	D30/119
D690,474	S *	9/2013	Cantwell et al.	D30/119
D697,273	S *	1/2014	Cantwell et al.	D30/119
D715,501	S *	10/2014	Cantwell et al.	D30/119

\* cited by examiner

*Primary Examiner* — Cathy A MacCormac  
(74) *Attorney, Agent, or Firm* — Taft Stettinius & Hollister, LLP; Stephen F. Rost

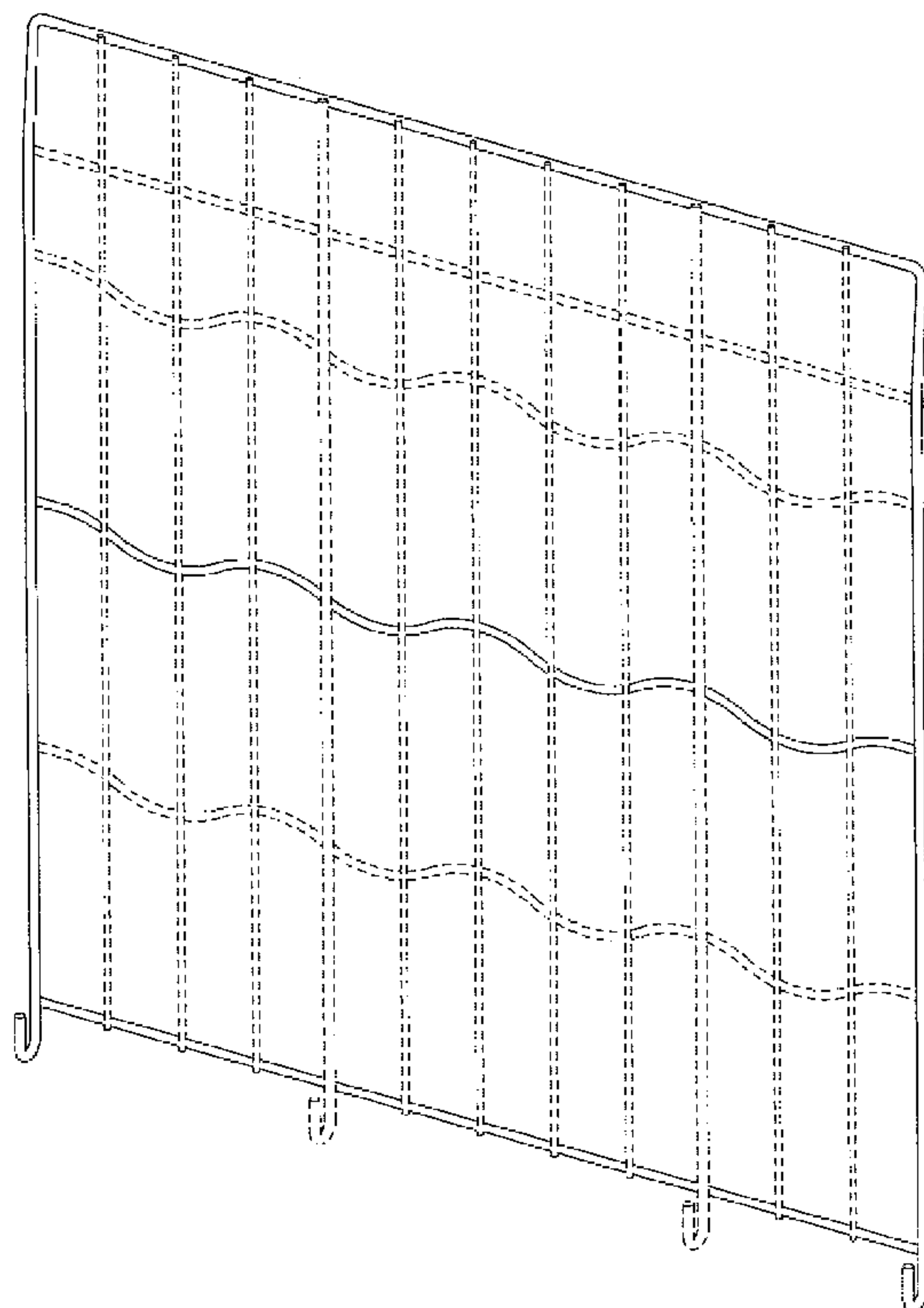
(57) **CLAIM**

The ornamental design for a panel for an animal crate, as shown and described.

**DESCRIPTION**

FIG. 1 is a perspective view of a panel for an animal crate; FIG. 2 is a front view thereof; FIG. 3 is a right side elevational view thereof; FIG. 4 is a top view thereof; FIG. 5 is a bottom view thereof; and, FIG. 6 is a rear view thereof.

**1 Claim, 3 Drawing Sheets**



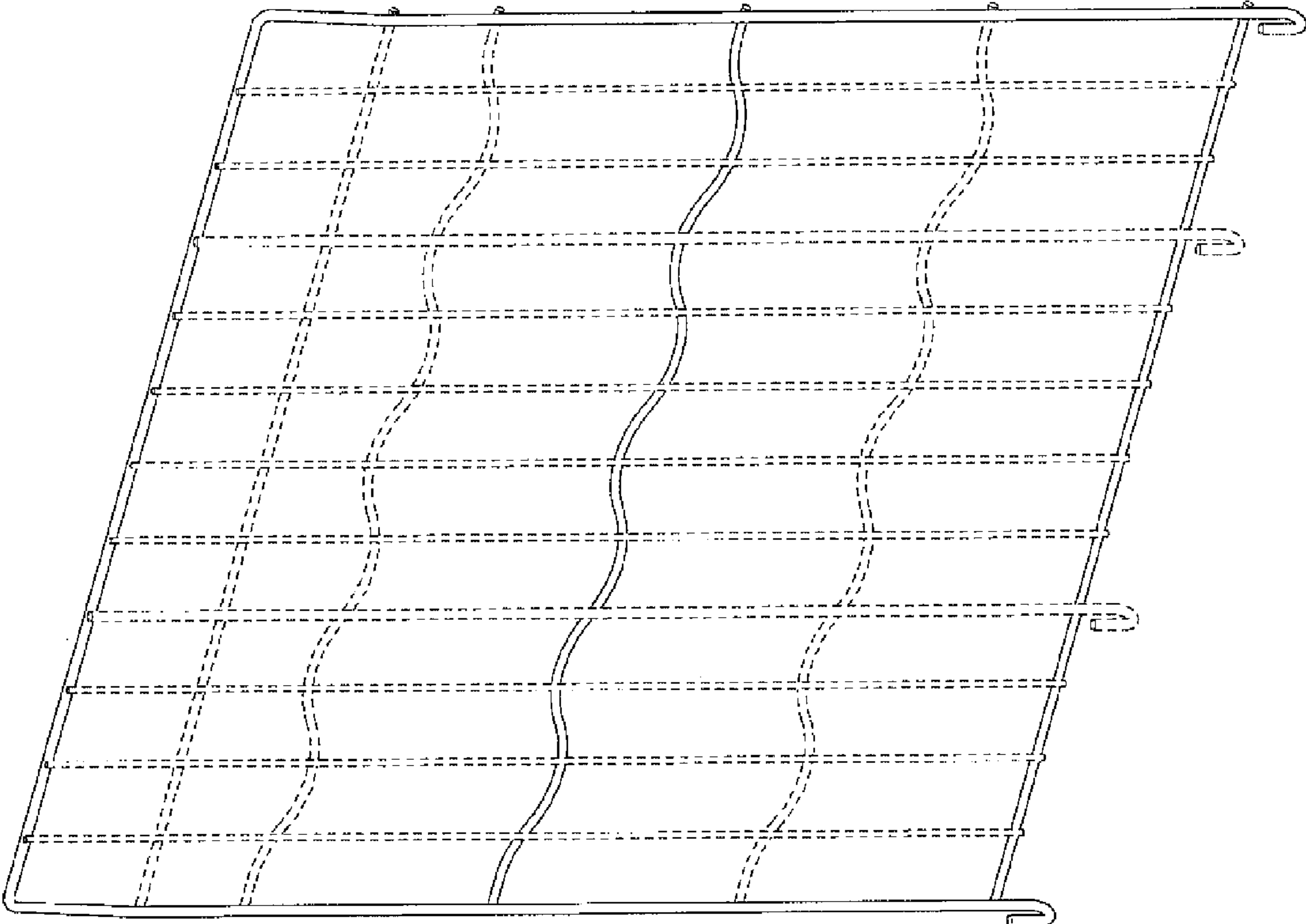


Fig. 1

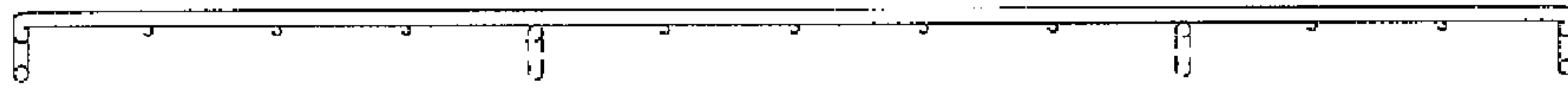


Fig. 4

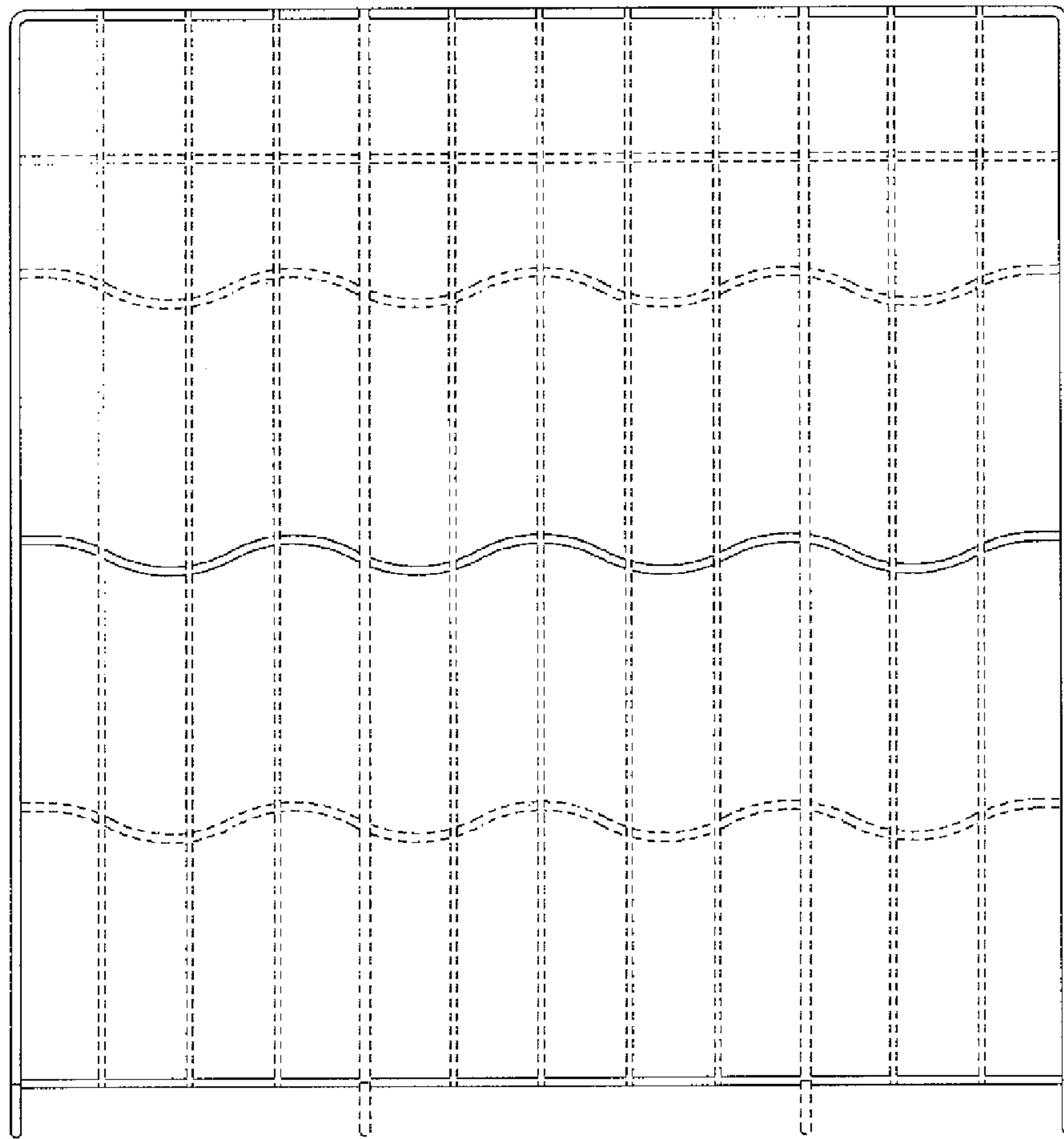


Fig. 2

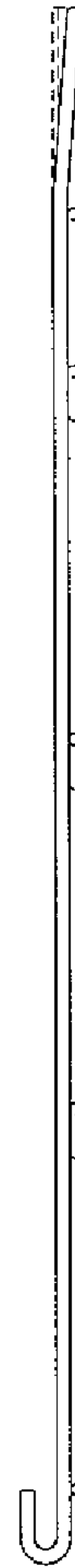


Fig. 3

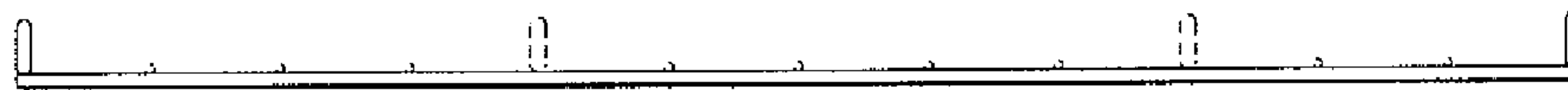


Fig. 5

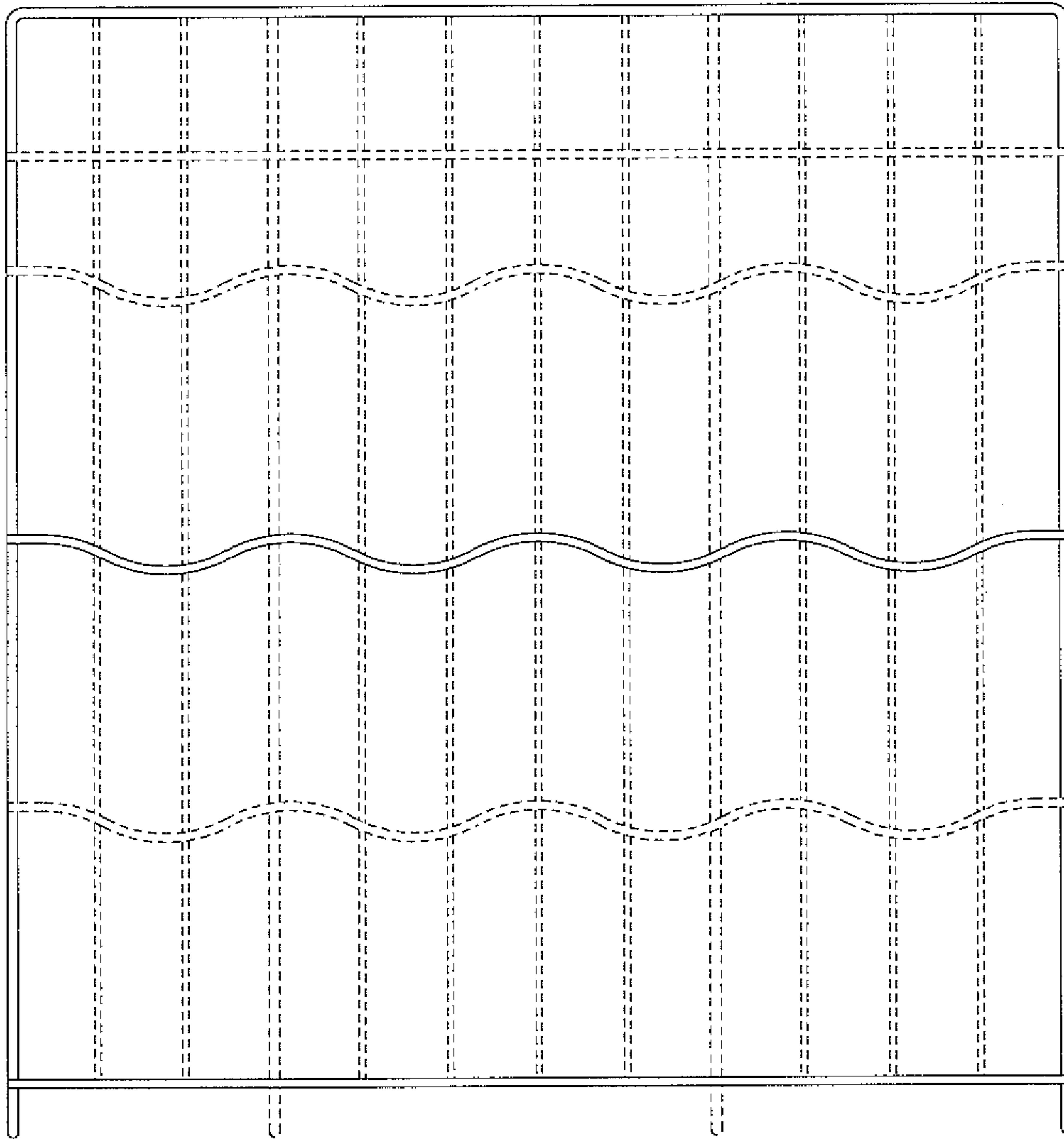


Fig. 6