



US00D726971S

(12) **United States Design Patent**
Itzhak-Sigron et al.

(10) **Patent No.:** **US D726,971 S**
(45) **Date of Patent:** **** Apr. 14, 2015**

(54) **BUNK BED**

(71) Applicant: **Keter Plastic Ltd.**, Herzelyia (IL)

(72) Inventors: **Reut Itzhak-Sigron**, Ein Sarid (IL); **Zvi Zak**, Herzliya (IL)

(73) Assignee: **Keter Plastic Ltd.**, Herzelyia (IL)

(**) Term: **14 Years**

(21) Appl. No.: **29/467,150**

(22) Filed: **Sep. 16, 2013**

(30) **Foreign Application Priority Data**

Mar. 24, 2013 (IL) 53856

(51) **LOC (10) Cl.** **30-06**

(52) **U.S. Cl.**
USPC **D30/118; D6/383**

(58) **Field of Classification Search**
CPC **A01K 1/0353; A47C 5/10**
USPC **D30/118; D6/382-384, 388, 390, D6/392-394, 596, 604; 119/28.5**
See application file for complete search history.

(56) **References Cited**

U.S. PATENT DOCUMENTS

D205,216 S * 7/1966 Bell et al. D30/118
D221,558 S * 8/1971 Zimmerman D30/118
D224,685 S * 8/1972 Michlap et al. 119/28.5

(Continued)

OTHER PUBLICATIONS

<http://www.CritterMinute.com>; **LazyBonezz Metropolitan Dog Bunk-Bed Review** Mar. 23, 2011.*

Primary Examiner — Cathy A MacCormac

(74) *Attorney, Agent, or Firm* — Vorys, Sater, Seymour and Pease LLP; Susanne M. Hopkins; William L. Klima


(57) **CLAIM**

The ornamental design for a bunk bed, as shown and described.

DESCRIPTION

FIG. 1 is a front, top and right side perspective view of a bunk bed at an assembled position,
FIG. 2 is a rear, top and left side perspective view thereof,
FIG. 3 is a front elevational view thereof,
FIG. 4 is rear elevational view thereof,
FIG. 5 is a right side elevational view thereof,
FIG. 6 is a left side elevational view thereof,
FIG. 7 is a top plan view thereof,
FIG. 8 is a bottom plan view thereof,
FIG. 9 is a perspective view thereof, showing the bunk bed in a disassembled position,
FIG. 10 is a front, top and right side perspective view of the upper bunk bed,
FIG. 11 is rear, top and left side perspective view of FIG. 10,
FIG. 12 is a front elevational view of FIG. 10,
FIG. 13 is rear elevational view of FIG. 10,
FIG. 14 is a right side elevational view of FIG. 10,
FIG. 15 is a left side elevational view of FIG. 10,
FIG. 16 is a top plan view of FIG. 10,
FIG. 17 is a bottom plan view of FIG. 10,
FIG. 18 is a front, top and right side perspective view of the lower bunk bed,
FIG. 19 is rear, top and left side perspective view of FIG. 18,
FIG. 20 is a front elevational view of FIG. 18,
FIG. 21 is rear elevational view of FIG. 18,
FIG. 22 is a right side elevational view of FIG. 18,
FIG. 23 is a left side elevational view of FIG. 18; and,
FIG. 24 is a top plan view of FIG. 18.

1 Claim, 24 Drawing Sheets



(56)

References Cited

U.S. PATENT DOCUMENTS

3,989,008 A * 11/1976 Neumann 119/28.5
4,347,807 A * 9/1982 Reich 119/499
D290,767 S * 7/1987 Duffek D30/108
5,211,130 A * 5/1993 Elias et al. 119/28.5
D360,494 S * 7/1995 Therriault D30/118

D369,885 S * 5/1996 Zeiler D30/118
D433,544 S * 11/2000 Nesbit-Yontz D30/118
6,378,463 B1 * 4/2002 Simmons 119/707
D555,293 S * 11/2007 Gourkow D30/108
D607,610 S * 1/2010 Higashi et al. D30/118
D677,072 S * 3/2013 Pegza D6/383
D695,466 S * 12/2013 Michaelis D30/118

* cited by examiner



FIG. 1



FIG. 2




FIG. 3



FIG. 4




FIG. 5




FIG. 6




FIG. 7




FIG. 8




FIG. 9




FIG. 10




FIG. 11




FIG. 12




FIG. 13




FIG. 14




FIG. 15




FIG. 16




FIG. 17



FIG. 18



FIG. 19




FIG. 20




FIG. 21



FIG. 22



FIG. 23




FIG. 24