



US00D726968S

(12) **United States Design Patent**
Sato et al.

(10) **Patent No.:** **US D726,968 S**
(45) **Date of Patent:** **** Apr. 14, 2015**

(54) **WIG BASE**

5,592,957 A * 1/1997 Gazerro et al. 132/53
6,170,491 B1 * 1/2001 Maekawa 132/201
D680,273 S * 4/2013 Hartwich D28/92

(71) Applicant: **Aderans Company Limited,**
Shinjuku-ku, Tokyo (JP)

FOREIGN PATENT DOCUMENTS

(72) Inventors: **Takashi Sato,** Tokyo (JP); **Mutsumi Kawasaki,** Tokyo (JP)

JP 1164103 1/2003
JP 1164268 1/2003
JP 1164269 1/2003
JP 1317971 12/2007
JP 1347804 1/2009

(73) Assignee: **Aderans Company Limited** (JP)

(**) Term: **14 Years**

* cited by examiner

(21) Appl. No.: **29/472,969**

Primary Examiner — Zenia Bennett

(22) Filed: **Nov. 18, 2013**

(74) *Attorney, Agent, or Firm* — Saidman DesignLaw Group, LLC

(30) **Foreign Application Priority Data**

(57) **CLAIM**

May 16, 2013 (JP) 2013-010799
May 16, 2013 (JP) 2013-010800
May 16, 2013 (JP) 2013-010801
May 16, 2013 (JP) 2013-010802
May 16, 2013 (JP) 2013-010803
May 16, 2013 (JP) 2013-010804

The ornamental design for a wig base, as shown and described.

(51) **LOC (10) Cl.** **28-04**

DESCRIPTION

(52) **U.S. Cl.**
USPC **D28/92**

(58) **Field of Classification Search**

CPC A41G 3/0041
USPC D28/39-43, 92, 93; 132/53-56, 201
See application file for complete search history.

FIG. 1 is a top plan view of a wig base according to our new design;
FIG. 2 is a bottom plan view thereof;
FIG. 3 is a front view thereof;
FIG. 4 is a rear view thereof;
FIG. 5 is a right side view thereof;
FIG. 6 is a left side view thereof;
FIG. 7 is a top plan view of a wig base according to a second embodiment of our new design;
FIG. 8 is a bottom plan view thereof;
FIG. 9 is a front view thereof;
FIG. 10 is a rear view thereof;
FIG. 11 is a right side view thereof; and,
FIG. 12 is a left side view thereof.

(56) **References Cited**

U.S. PATENT DOCUMENTS

4,825,886 A * 5/1989 Allen 132/54
5,117,846 A * 6/1992 Finamore et al. 132/54

1 Claim, 4 Drawing Sheets





Fig. 1

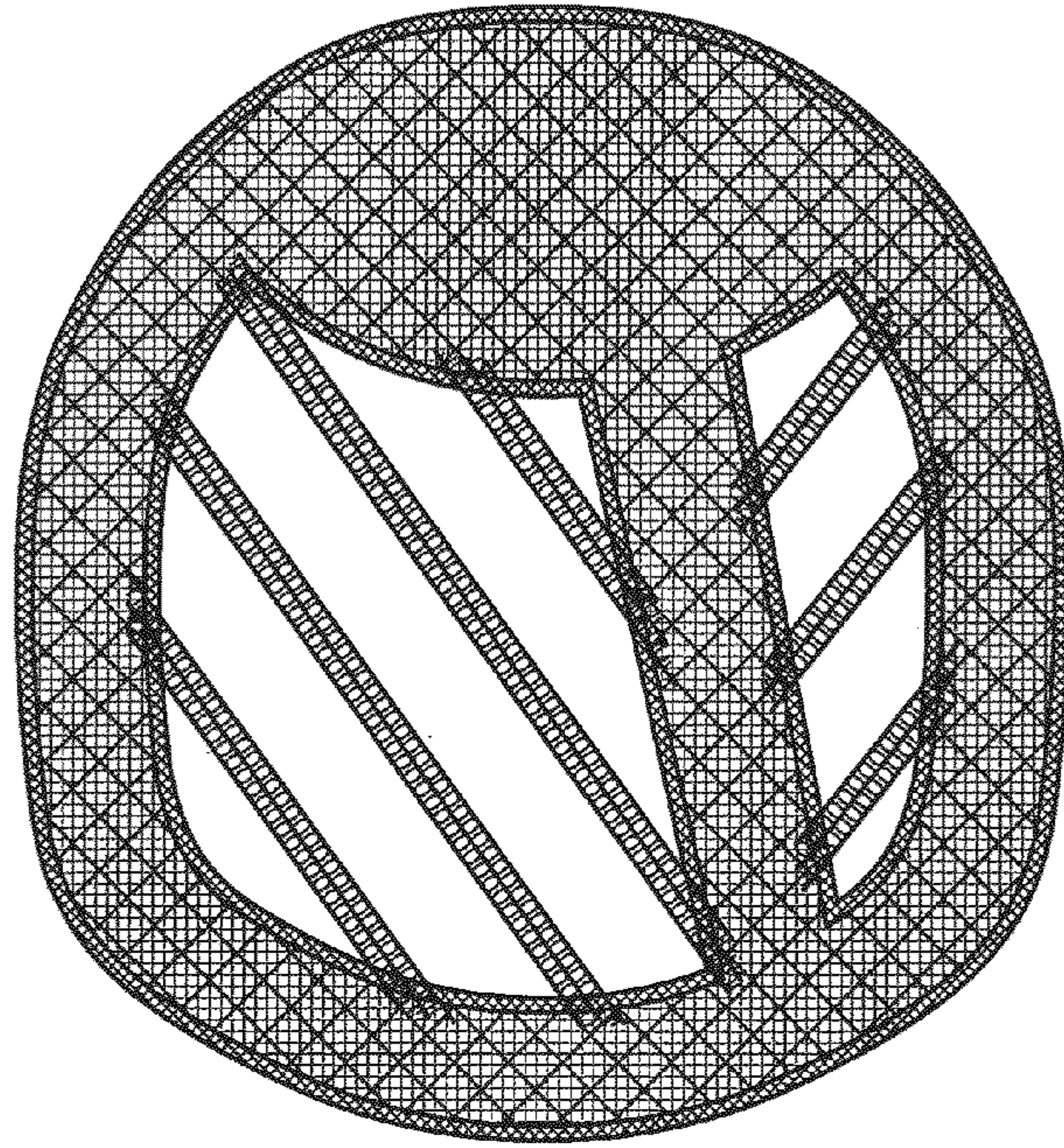


Fig. 2




Fig. 3

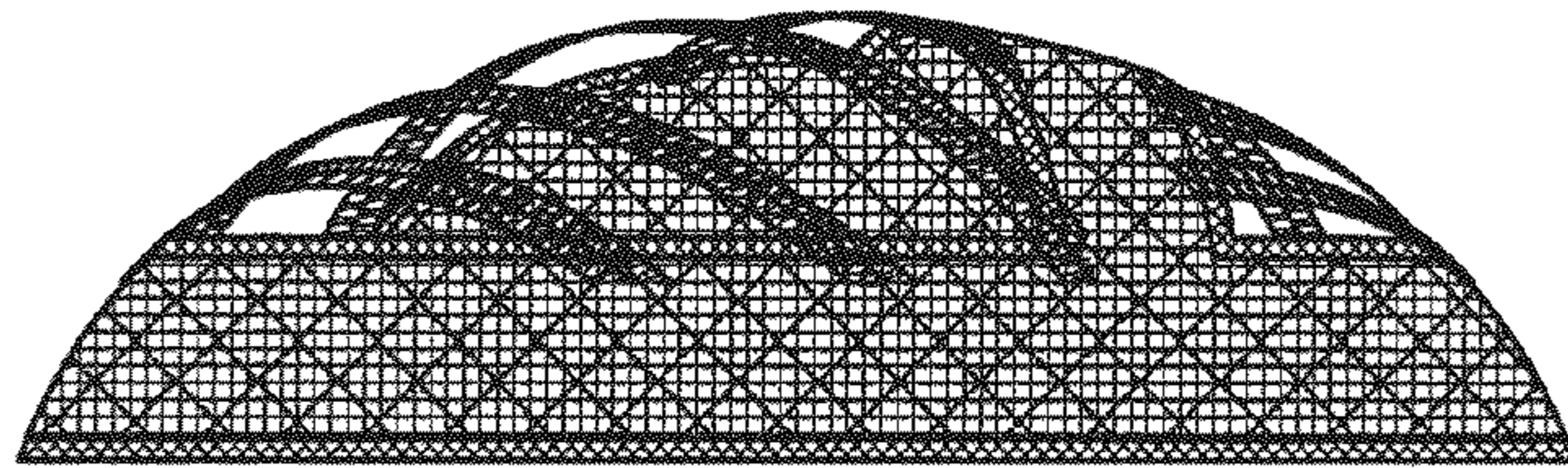


Fig. 4

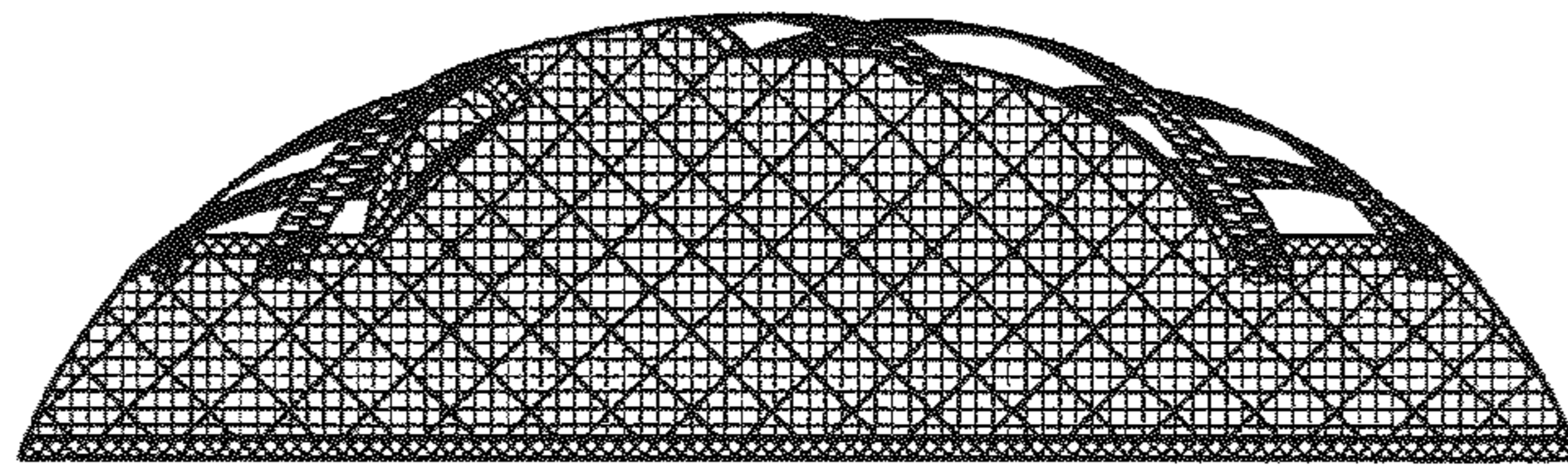


Fig. 5




Fig. 6




Fig. 7

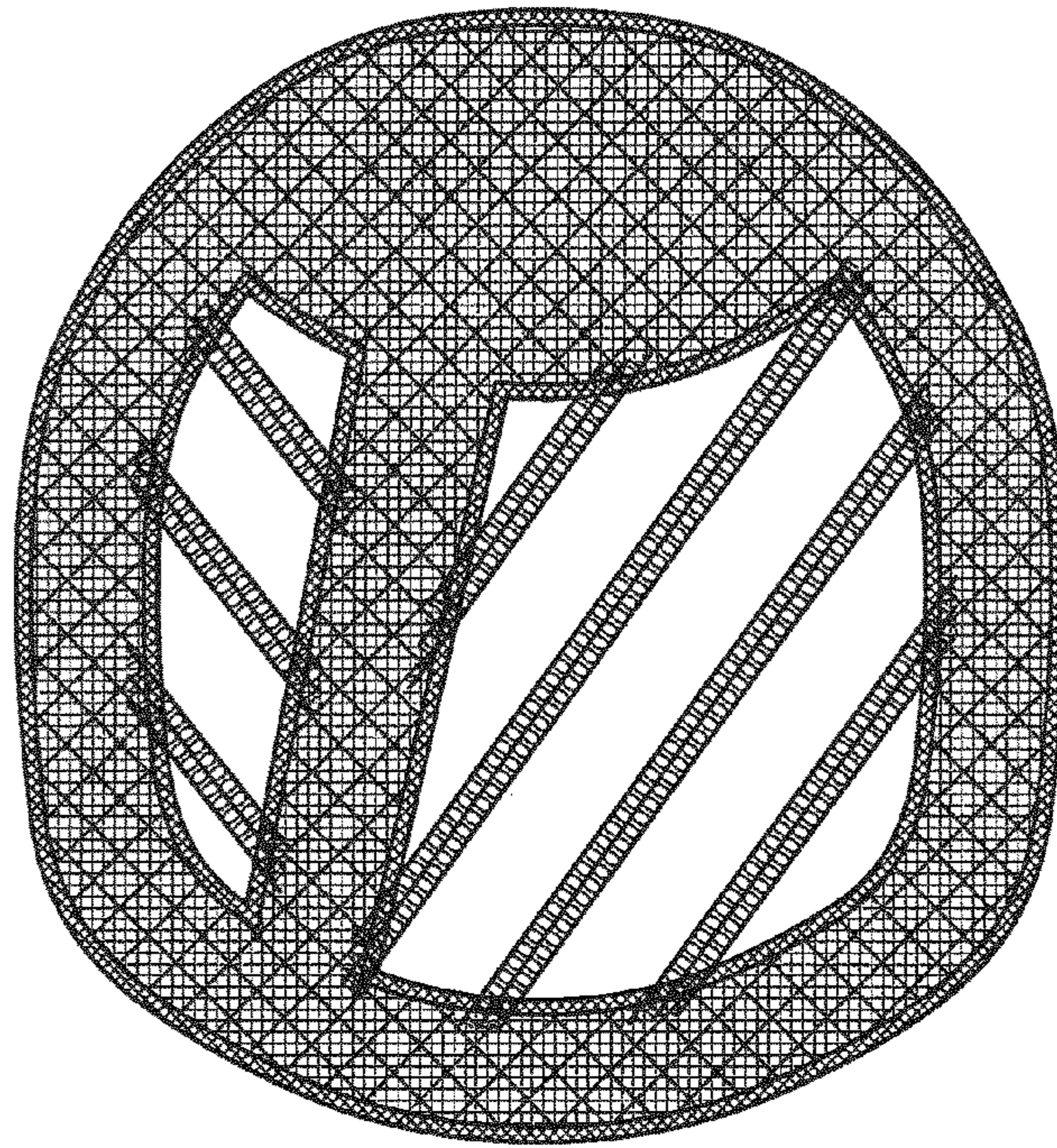


Fig. 8




Fig. 9

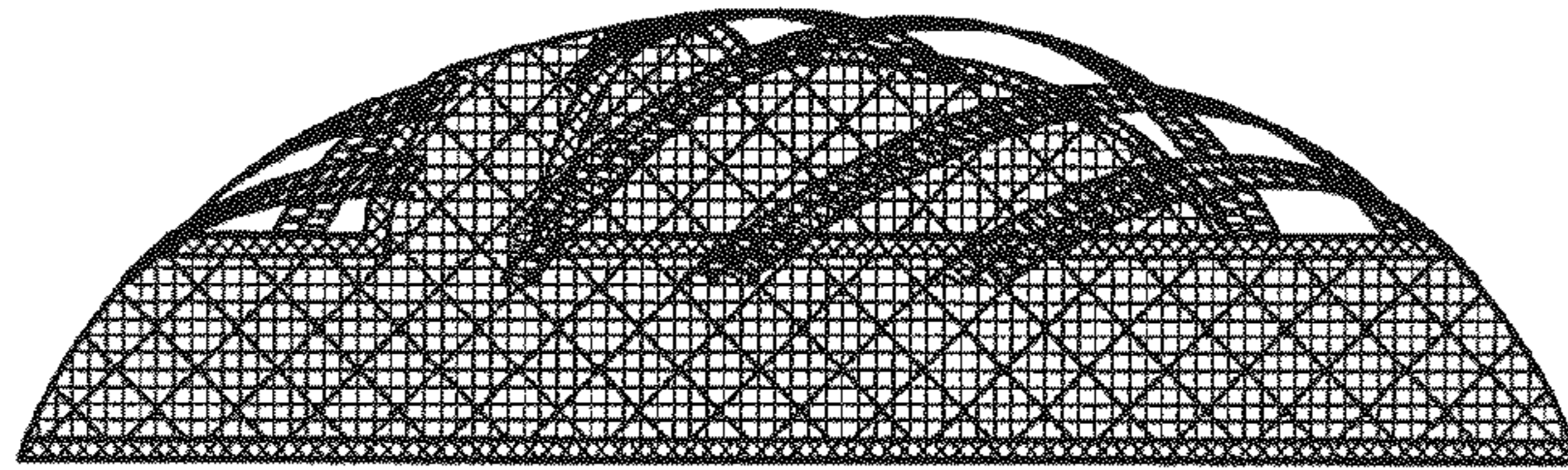


Fig. 10

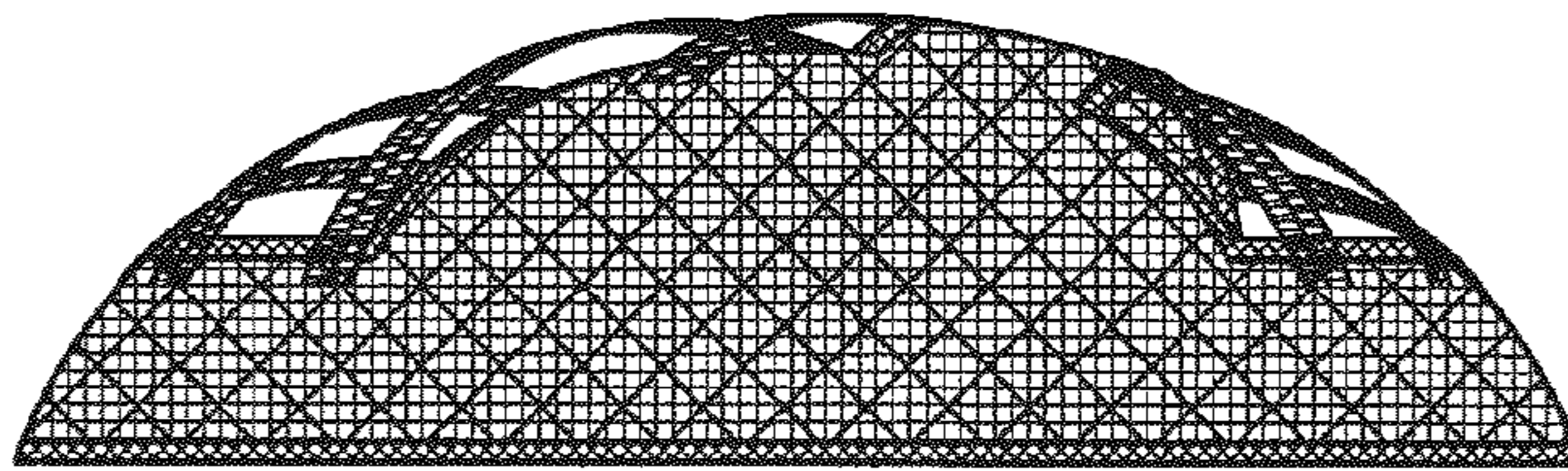


Fig. 11




Fig. 12

