

US00D726956S

(12) **United States Design Patent**
Ettlin

(10) **Patent No.:** **US D726,956 S**

(45) **Date of Patent:** **** Apr. 14, 2015**

(54) **APPLICATOR**

(71) Applicant: **Sulzer Mixpac AG**, Haag (CH)

(72) Inventor: **Josef Ettlin**, Eichberg (CH)

(73) Assignee: **Sulzer Mixpac AG**, Haag (CH)

(**) Term: **14 Years**

(21) Appl. No.: **29/461,702**

(22) Filed: **Jul. 26, 2013**

(30) **Foreign Application Priority Data**

Feb. 12, 2013 (CH) 139 642

(51) **LOC (10) Cl.** **28-02**

(52) **U.S. Cl.**
USPC **D28/7**

(58) **Field of Classification Search**

USPC D28/7, 8, 20-22, 30-31, 76, 85, 99;
132/108, 202, 208, 317.32;
401/202-207, 261-267; D4/132-135;
D24/119

See application file for complete search history.

(56) **References Cited**

U.S. PATENT DOCUMENTS

D440,709	S	*	4/2001	An	D28/7
6,371,130	B1	*	4/2002	Vasas	132/218
D539,982	S	*	4/2007	Nobuto et al.	D28/76
D616,608	S	*	5/2010	Maddy	D28/76
D664,251	S	*	7/2012	Ruiz et al.	D24/133
D686,366	S	*	7/2013	Ruiz et al.	D28/7
D686,367	S	*	7/2013	Ruiz et al.	D28/7

* cited by examiner

Primary Examiner — Zenia Bennett

(74) *Attorney, Agent, or Firm* — K&L Gates LLP

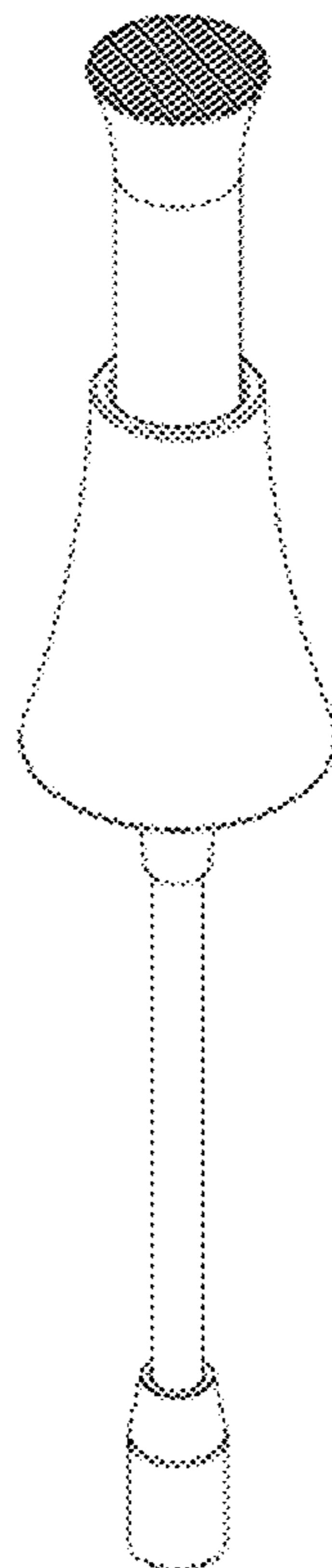
(57) **CLAIM**

The ornamental design for an applicator, as shown and described herein.

DESCRIPTION

FIG. 1 illustrates a side view of an applicator showing a first embodiment of my new design;
FIG. 2 illustrates a side view thereof;
FIG. 3 illustrates a side view thereof;
FIG. 4 illustrates a side view thereof;
FIG. 5 illustrates a bottom view thereof;
FIG. 6 illustrates a top view thereof; and,
FIG. 7 illustrates a perspective view thereof.

1 Claim, 7 Drawing Sheets



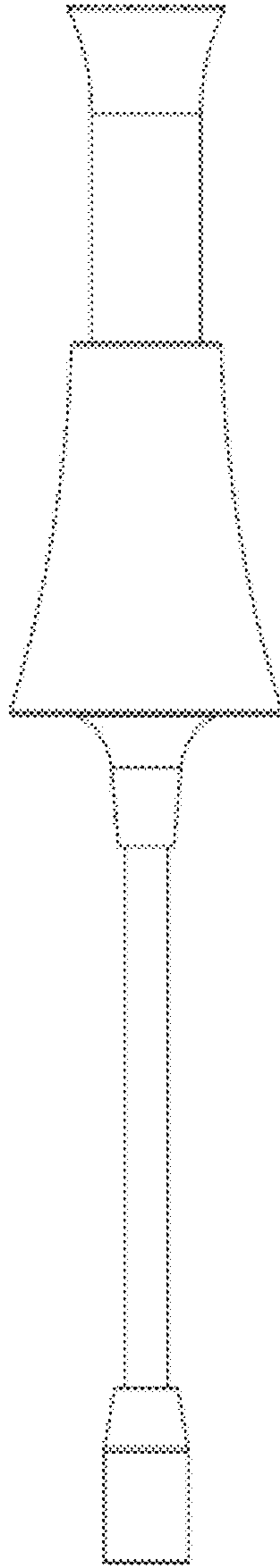


Figure 1

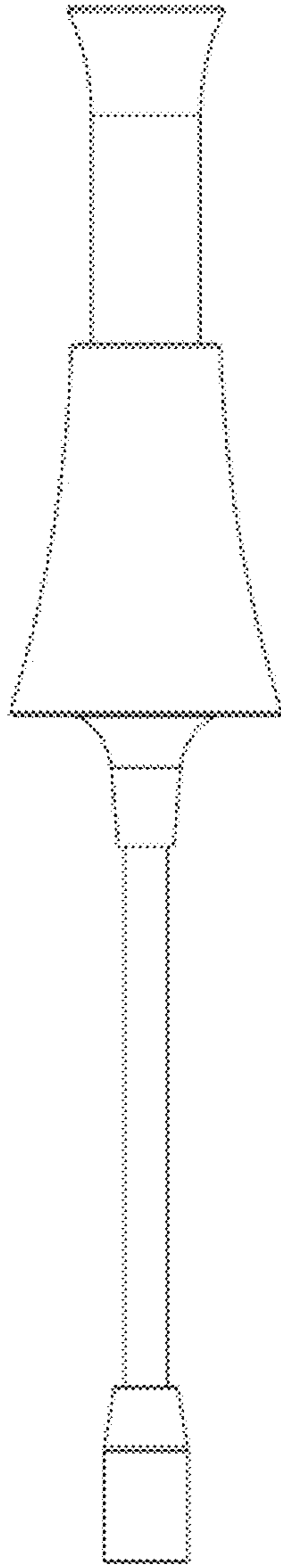


Figure 2

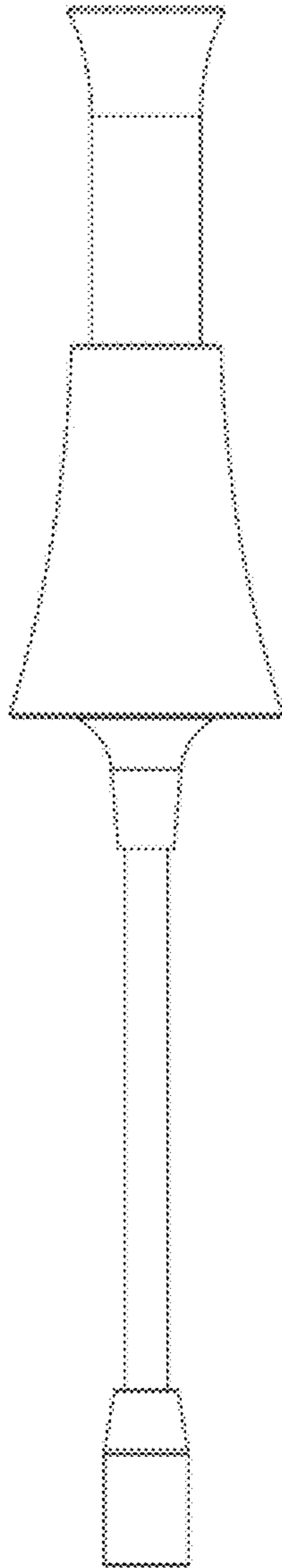


Figure 3

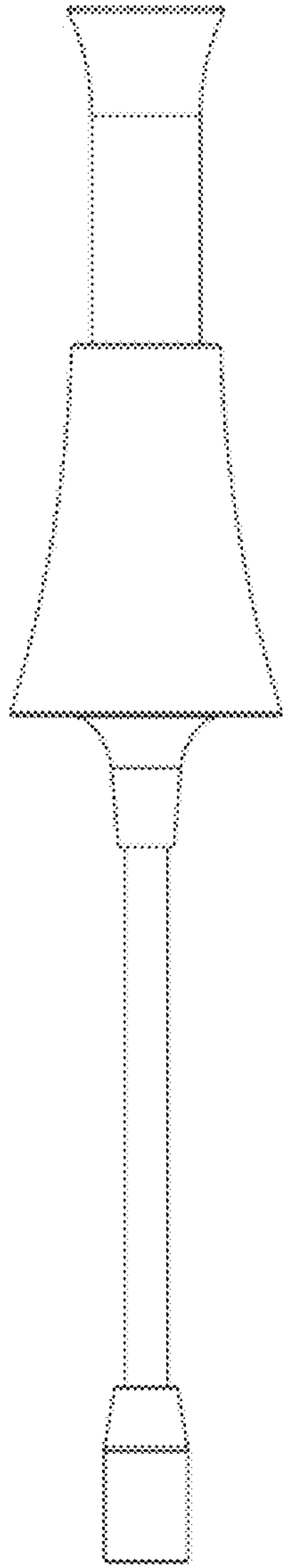


Figure 4

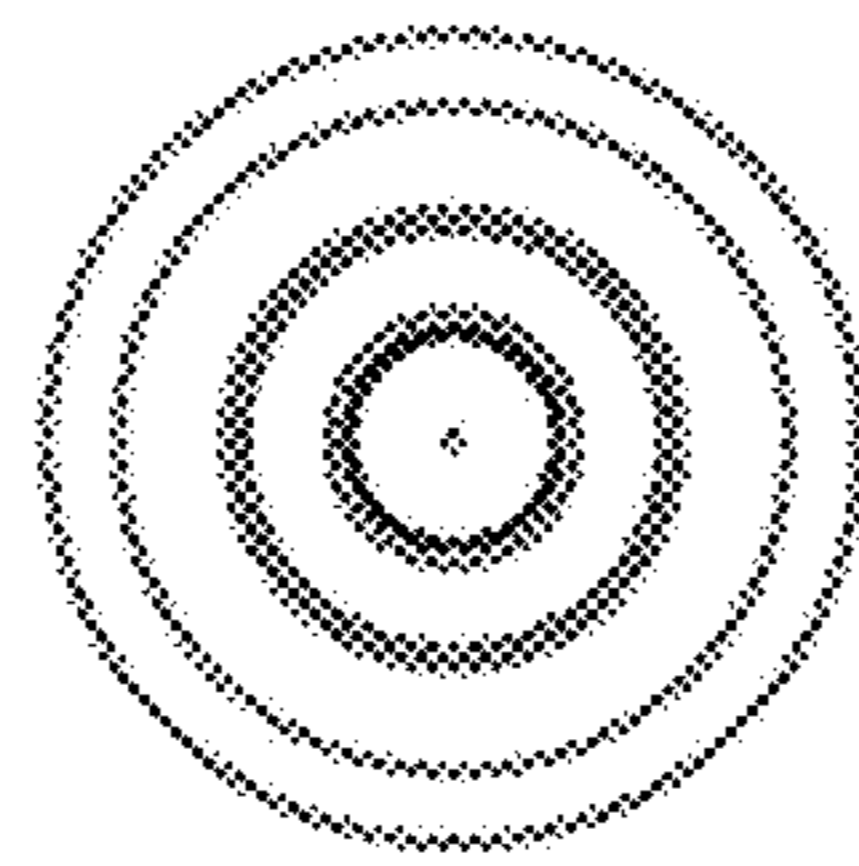


Figure 5

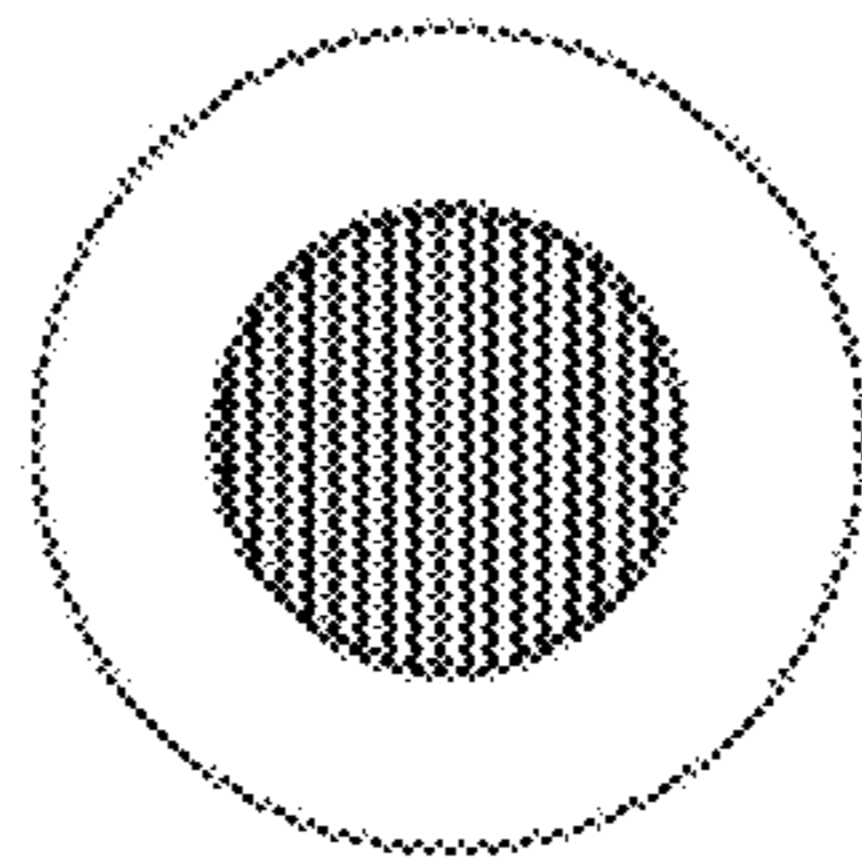


Figure 6

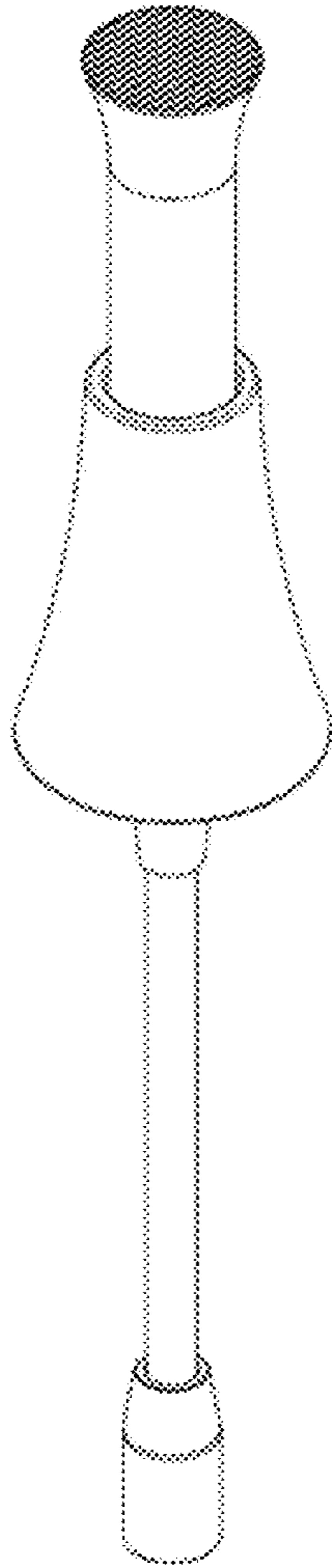


Figure 7