



US00D726932S

(12) **United States Design Patent**
Brody

(10) **Patent No.:** **US D726,932 S**

(45) **Date of Patent:** **** Apr. 14, 2015**

- (54) **HELIPORT**
- (71) Applicant: **XTI Air Transit, Inc.**, Greenwood Village, CO (US)
- (72) Inventor: **David E. Brody**, Greenwood Village, CO (US)
- (73) Assignee: **XTI Air Transit, Inc.**, Greenwood Village, CO (US)
- (**) Term: **14 Years**
- (21) Appl. No.: **29/450,883**
- (22) Filed: **Mar. 25, 2013**
- (51) **LOC (10) Cl.** **25-03**
- (52) **U.S. Cl.**
USPC **D25/5**
- (58) **Field of Classification Search**
USPC D25/1-35; 52/36.1, 79.1-79.6, 169.1, 52/80.1, 80.2, 90.1, 90.2, 91.1-91.3, 52/92.1-92.3, 93.1, 93.2; 244/114 R
See application file for complete search history.

3,535,835	A *	10/1970	Kupper	52/79.2
D222,343	S *	10/1971	Mullen	D25/4
D228,126	S *	8/1973	Magill	D25/3
D239,768	S *	5/1976	Magill	D25/3
T964,001	I4 *	11/1977	Ferwerda	52/637
D270,374	S *	8/1983	Pennington et al.	D25/5
4,429,501	A *	2/1984	de Brabant	52/236.2
4,434,595	A *	3/1984	de Brabant	52/236.2
D275,306	S *	8/1984	Edwards et al.	D23/205
D275,307	S *	8/1984	Edwards et al.	D23/205
D275,308	S *	8/1984	Edwards et al.	D23/205
D289,332	S *	4/1987	Rhodes	D25/5
D306,210	S *	2/1990	Thiemann et al.	D25/5
5,377,465	A *	1/1995	Kobori et al.	52/236.3
D590,574	S *	4/2009	Pawlik	D99/27
7,559,666	B2 *	7/2009	Liu	362/123
D693,942	S *	11/2013	Varadiova	D25/33
2004/0244312	A1 *	12/2004	Attaroglu	52/80.1
2014/0252168	A1 *	9/2014	Brody	244/114 R

* cited by examiner

Primary Examiner — Garth Rademaker
Assistant Examiner — Samantha Q Lawrence
(74) *Attorney, Agent, or Firm* — Perkins Coie LLP

(57) **CLAIM**
The ornamental design for a heliport, as shown and described.

(56) **References Cited**

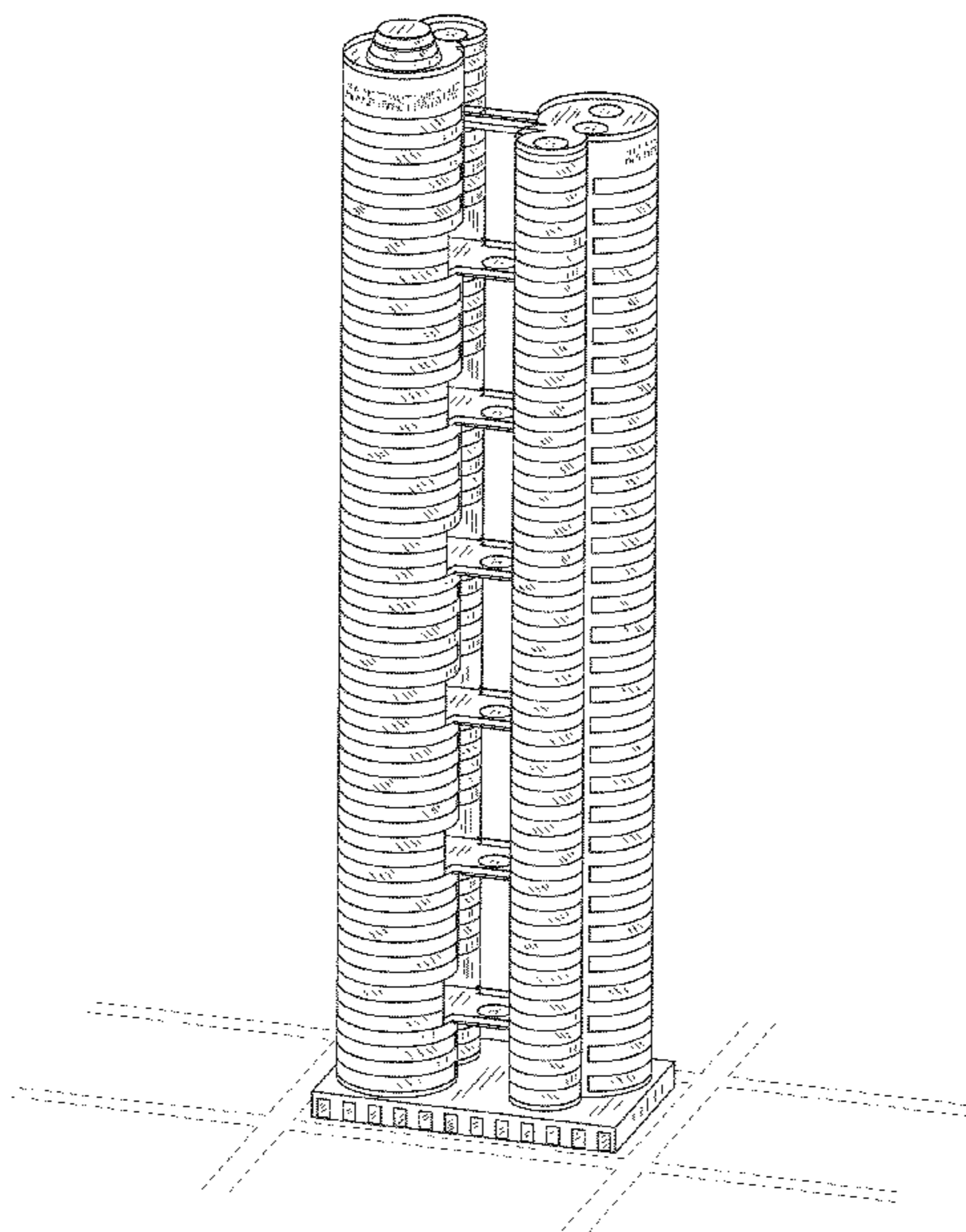
U.S. PATENT DOCUMENTS

2,470,696	A *	5/1949	Gonzalez et al.	198/367
2,481,343	A *	9/1949	Redstone	244/114 R
2,698,973	A *	1/1955	Zeckendorf et al.	52/185
D185,525	S *	6/1959	Adiletta	D25/5
D197,641	S *	3/1964	Garrett	D25/5
D206,869	S *	2/1967	Hoke	D25/5
D209,192	S *	11/1967	Harding	D25/16
3,388,513	A *	6/1968	Bauer	52/65
D212,844	S *	12/1968	Mullen	D25/4
D214,367	S *	6/1969	Mills	D25/5

DESCRIPTION

FIG. 1 is a perspective view of a heliport;
FIG. 2 is a front view of the heliport;
FIG. 3 is a rear view of the heliport;
FIG. 4 is a right view of the heliport;
FIG. 5 is a left view of the heliport; and,
FIG. 6 is a top plan view of the heliport.
The broken lines in FIGS. 1-6 illustrate the environment of the claimed design and form no part thereof.

1 Claim, 6 Drawing Sheets



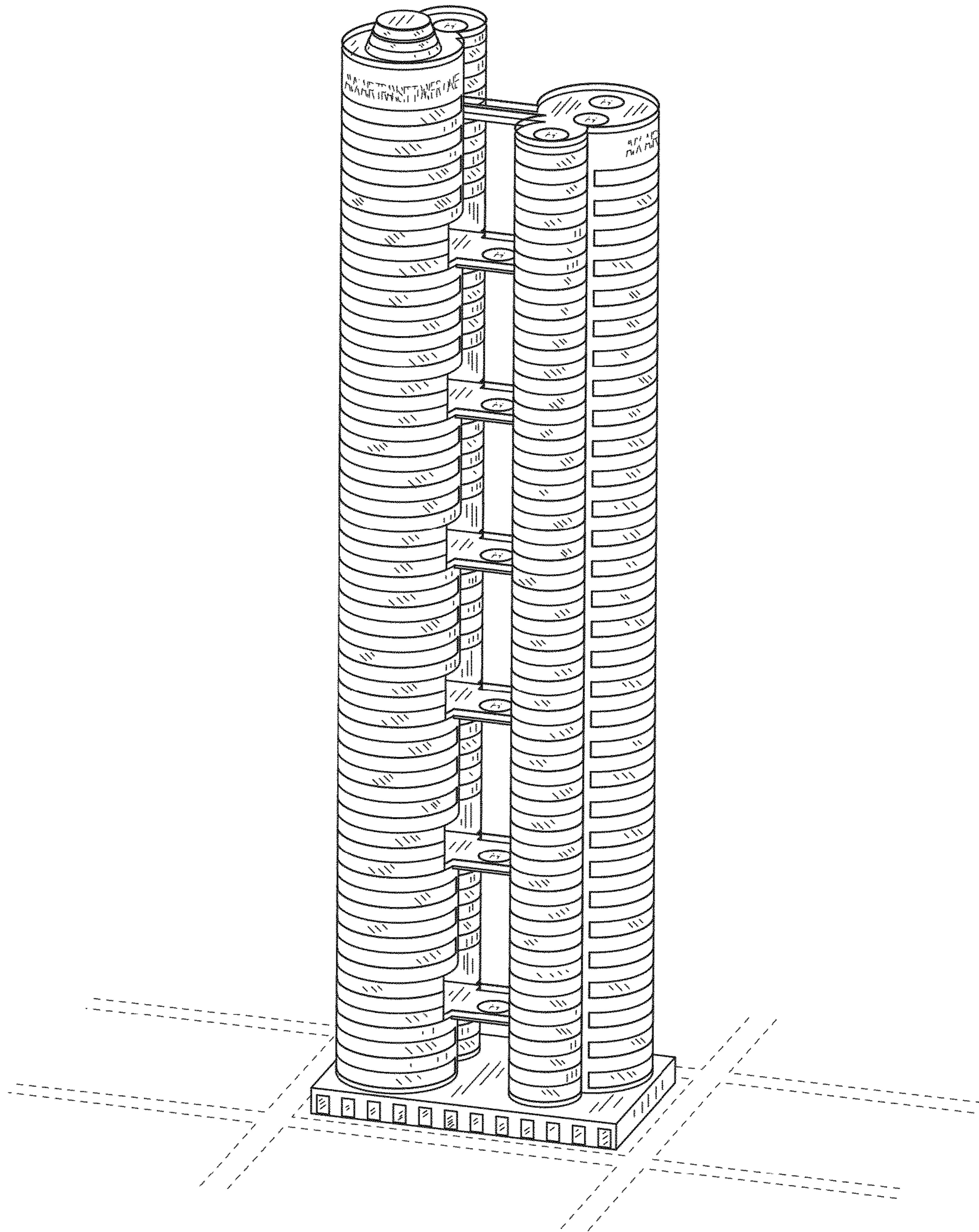


FIG.1

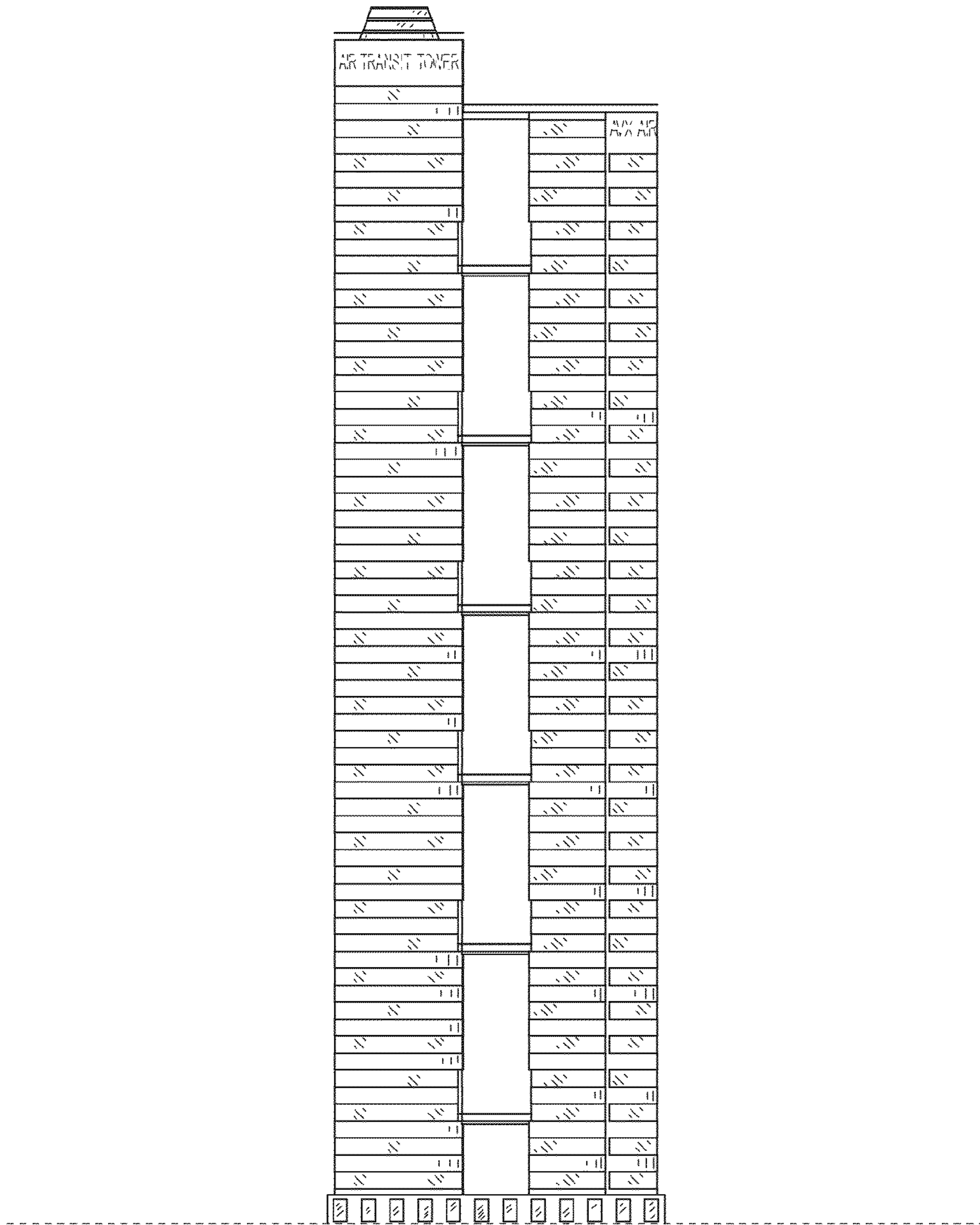


FIG.2

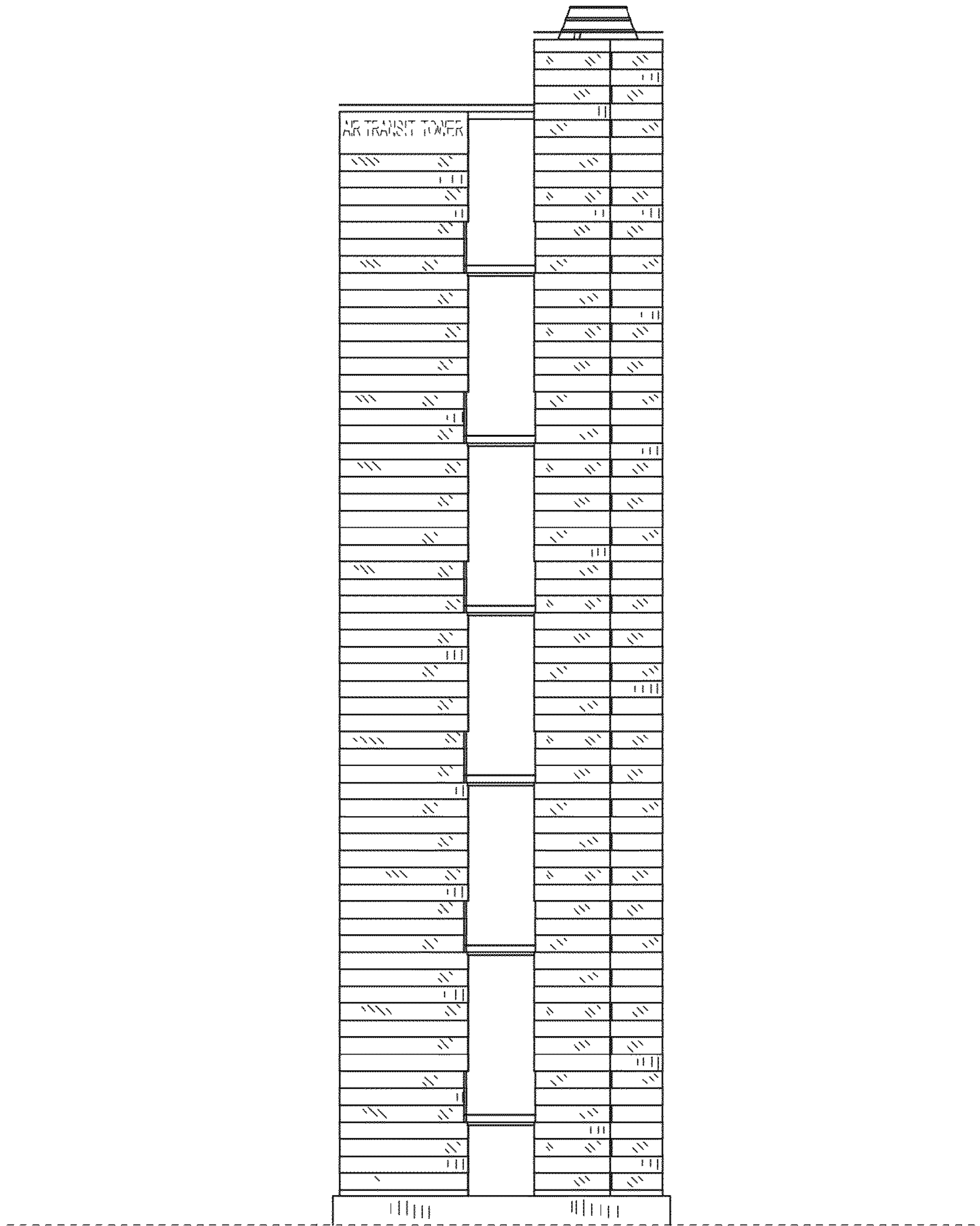


FIG.3

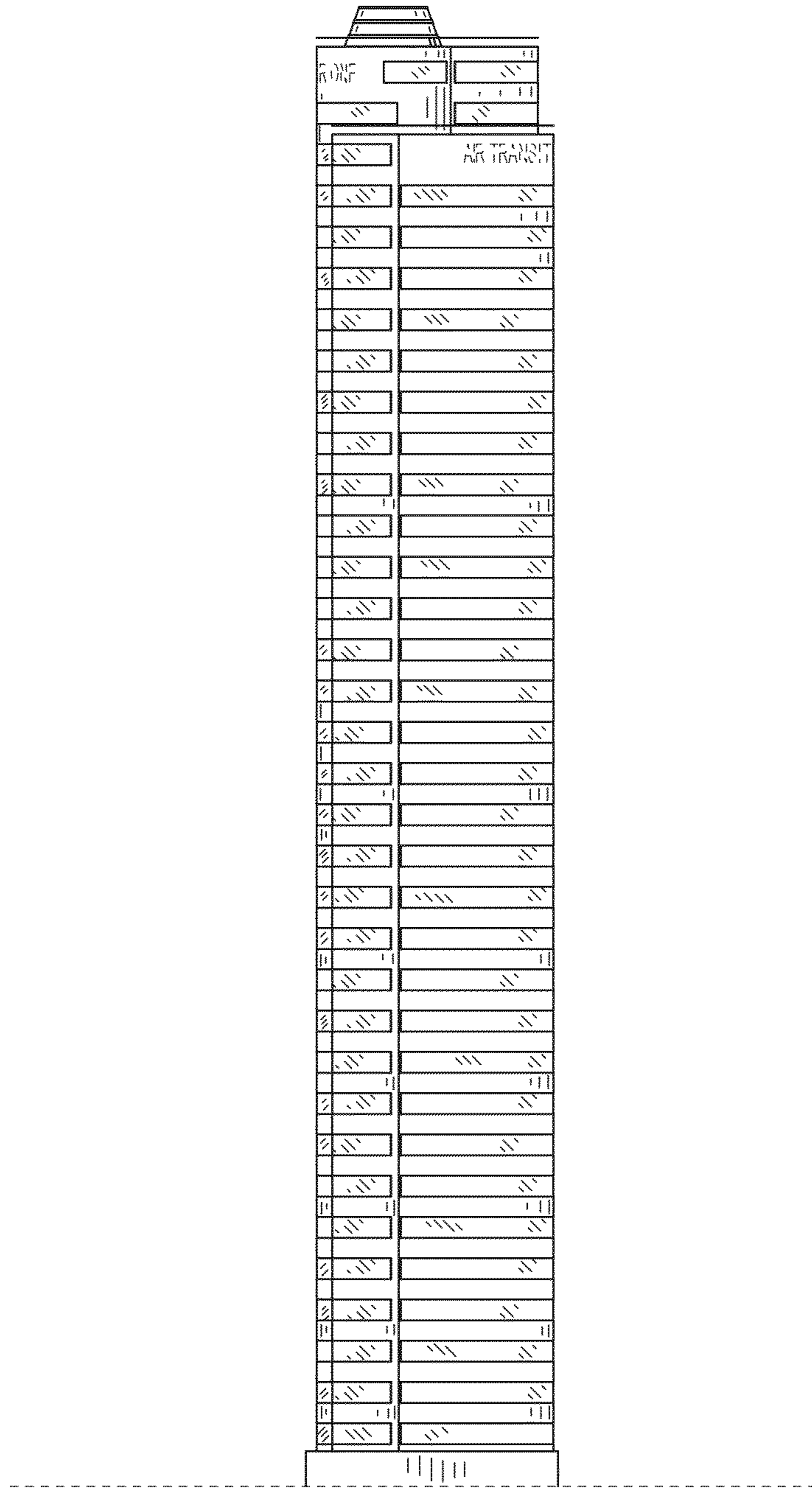


FIG.4

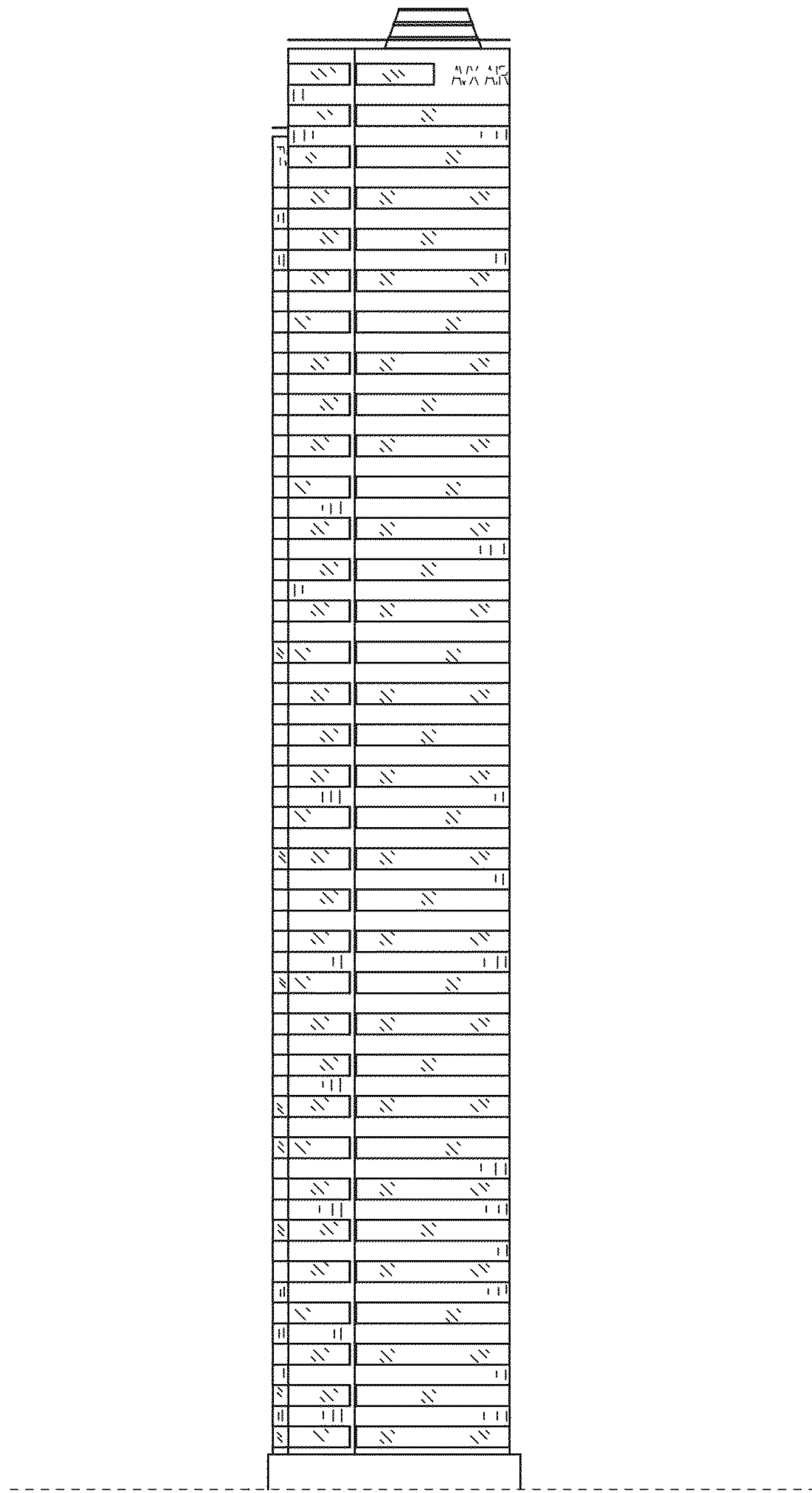


FIG. 5

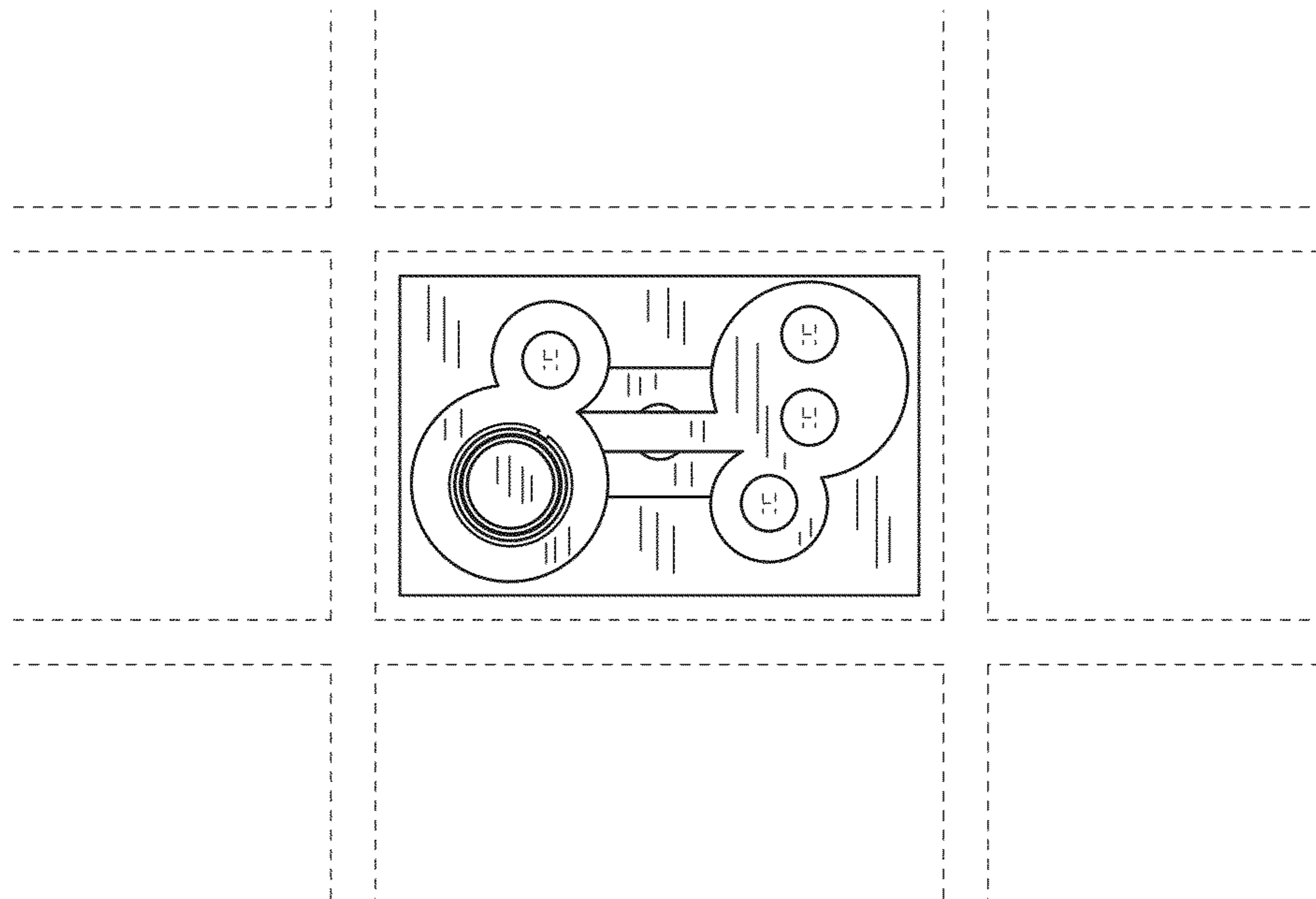


FIG. 6