



US00D726926S

(12) **United States Design Patent**
Matsushita

(10) **Patent No.:** **US D726,926 S**
(45) **Date of Patent:** **** Apr. 14, 2015**

(54) **COSMETIC SKIN TREATMENT APPARATUS**

(71) Applicant: **Tsuyoshi Matsushita**, Nagoya (JP)

(72) Inventor: **Tsuyoshi Matsushita**, Nagoya (JP)

(73) Assignee: **MTG Co., Ltd.**, Nagoya (JP)

(**) Term: **14 Years**

(21) Appl. No.: **29/452,182**

(22) Filed: **Apr. 12, 2013**

(30) **Foreign Application Priority Data**

Nov. 2, 2012 (JP) 2012-026745

(51) **LOC (10) Cl.** **24-01**

(52) **U.S. Cl.**
USPC **D24/200**

(58) **Field of Classification Search**
CPC A61H 33/12; A61H 33/06; A61H 33/063;
A61H 2201/10; A61H 2201/00; A61H
2201/005; A61M 11/041; A61M 2011/065;
A61M 2209/084; A61N 5/0616; A61N 5/062;
A61N 5/0613
USPC D24/133, 188, 200, 206–215; D10/57;
606/9, 33; 607/88–94; D28/85
See application file for complete search history.

(56) **References Cited**

U.S. PATENT DOCUMENTS

D209,643 S * 12/1967 Mozneck D24/206
D358,654 S * 5/1995 Smith D24/200
6,312,397 B1 * 11/2001 Gebhard 601/15
D457,265 S * 5/2002 Gebhard D28/9
D612,510 S * 3/2010 Byle D24/210

D637,309 S * 5/2011 Park D24/215
D652,919 S * 1/2012 Sherwood et al. D24/133
D656,620 S * 3/2012 Altshuler et al. D24/209
D671,226 S * 11/2012 Aulwes et al. D24/215
D706,440 S * 6/2014 Hahr et al. D24/215
D706,444 S * 6/2014 Hahr et al. D24/215
2005/0015121 A1 * 1/2005 Molina 607/88
2007/0038206 A1 * 2/2007 Altshuler et al. 606/20

* cited by examiner

Primary Examiner — Celia Murphy

Assistant Examiner — John Reickel

(74) *Attorney, Agent, or Firm* — Scott A. Felder; Wiley Rein LLP

(57) **CLAIM**

The ornamental design for a cosmetic skin treatment apparatus, as shown and described.

DESCRIPTION

FIG. 1 is a front, left side, and top perspective view of a cosmetic skin treatment apparatus according to the novel design.

FIG. 2 is a rear, right, and bottom perspective view of a cosmetic skin treatment apparatus according to the novel design.

FIG. 3 is a front view of a cosmetic skin treatment apparatus according to the novel design.

FIG. 4 is a right side view of a cosmetic skin treatment apparatus according to the novel design.

FIG. 5 is a left side view of a cosmetic skin treatment apparatus according to the novel design.

FIG. 6 is a top view of a cosmetic skin treatment apparatus according to the novel design; and,

FIG. 7 is a bottom view of a cosmetic skin treatment apparatus according to the novel design.

1 Claim, 6 Drawing Sheets

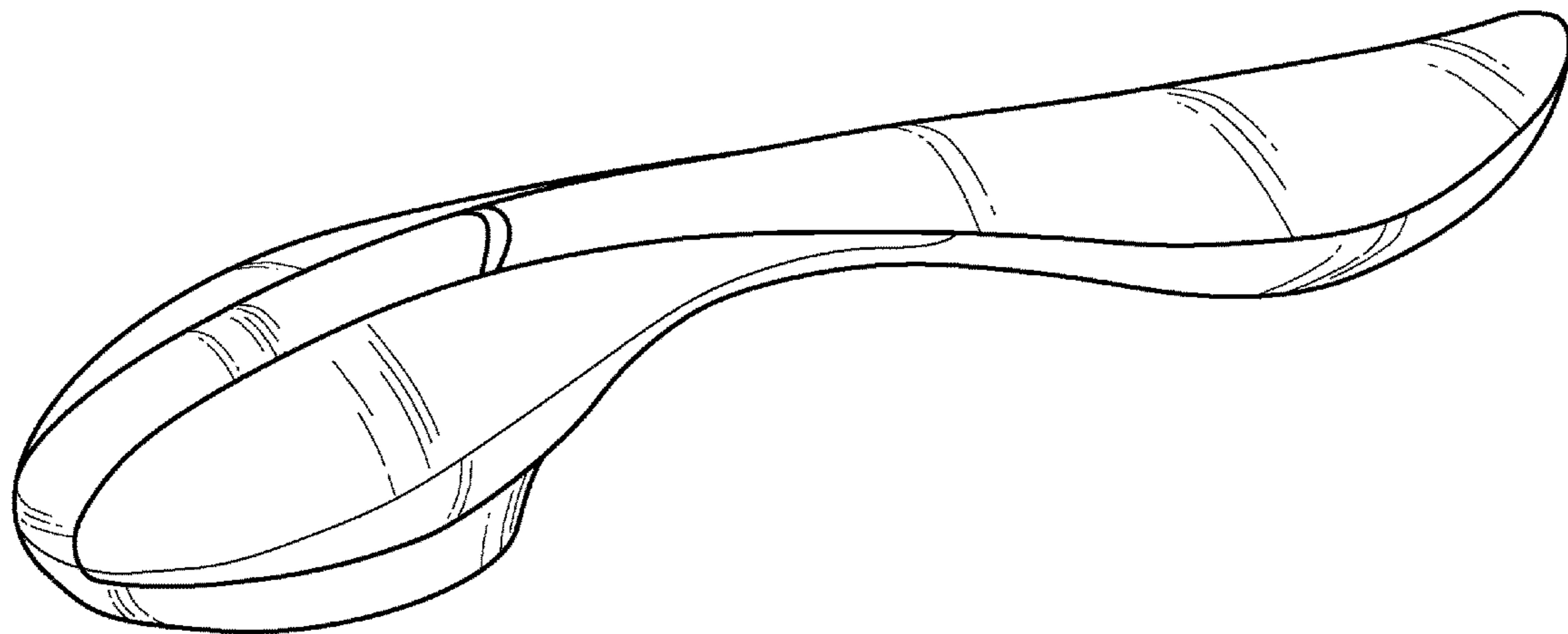




FIG. 1



FIG. 2



FIG. 3

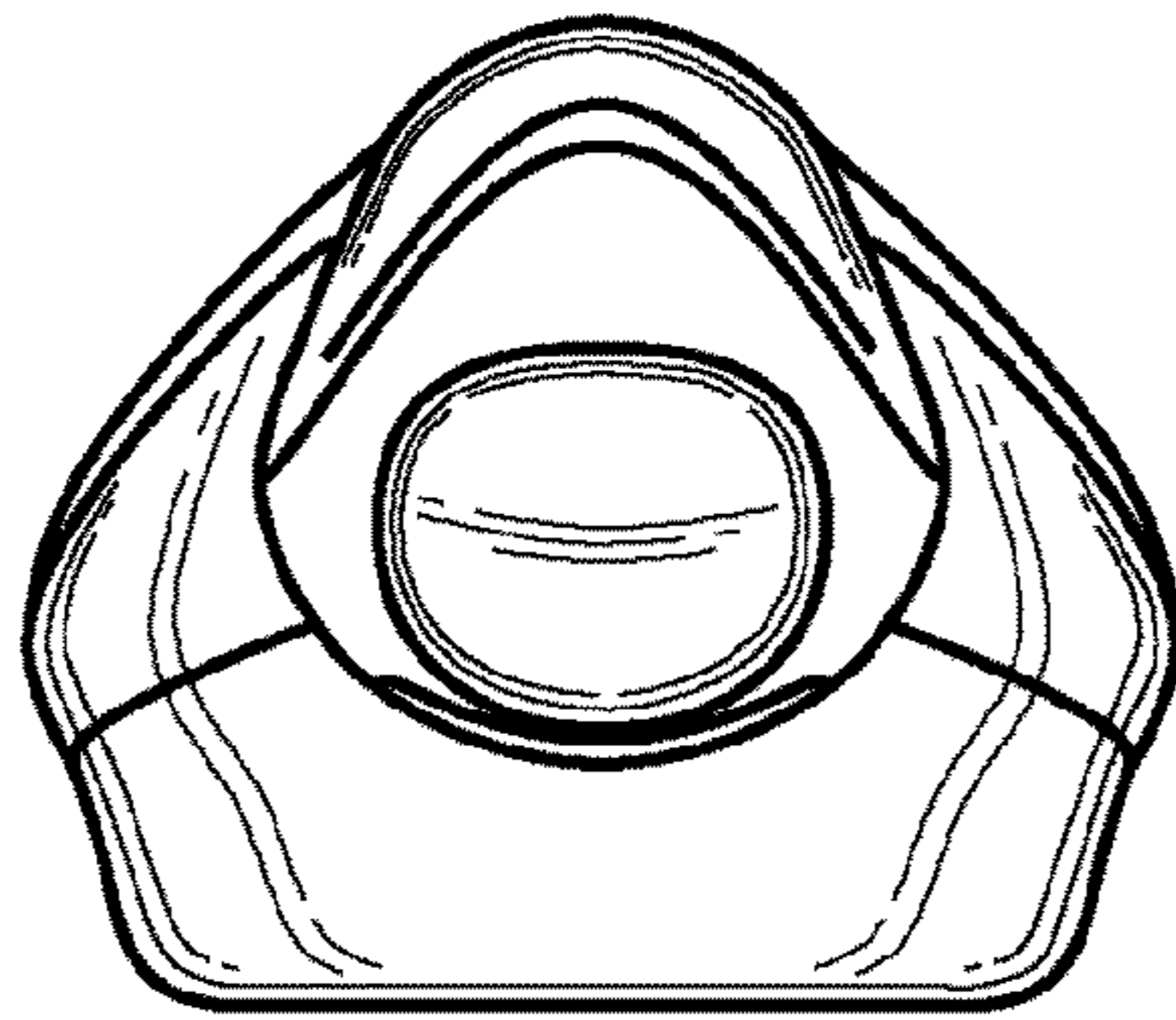


FIG. 4

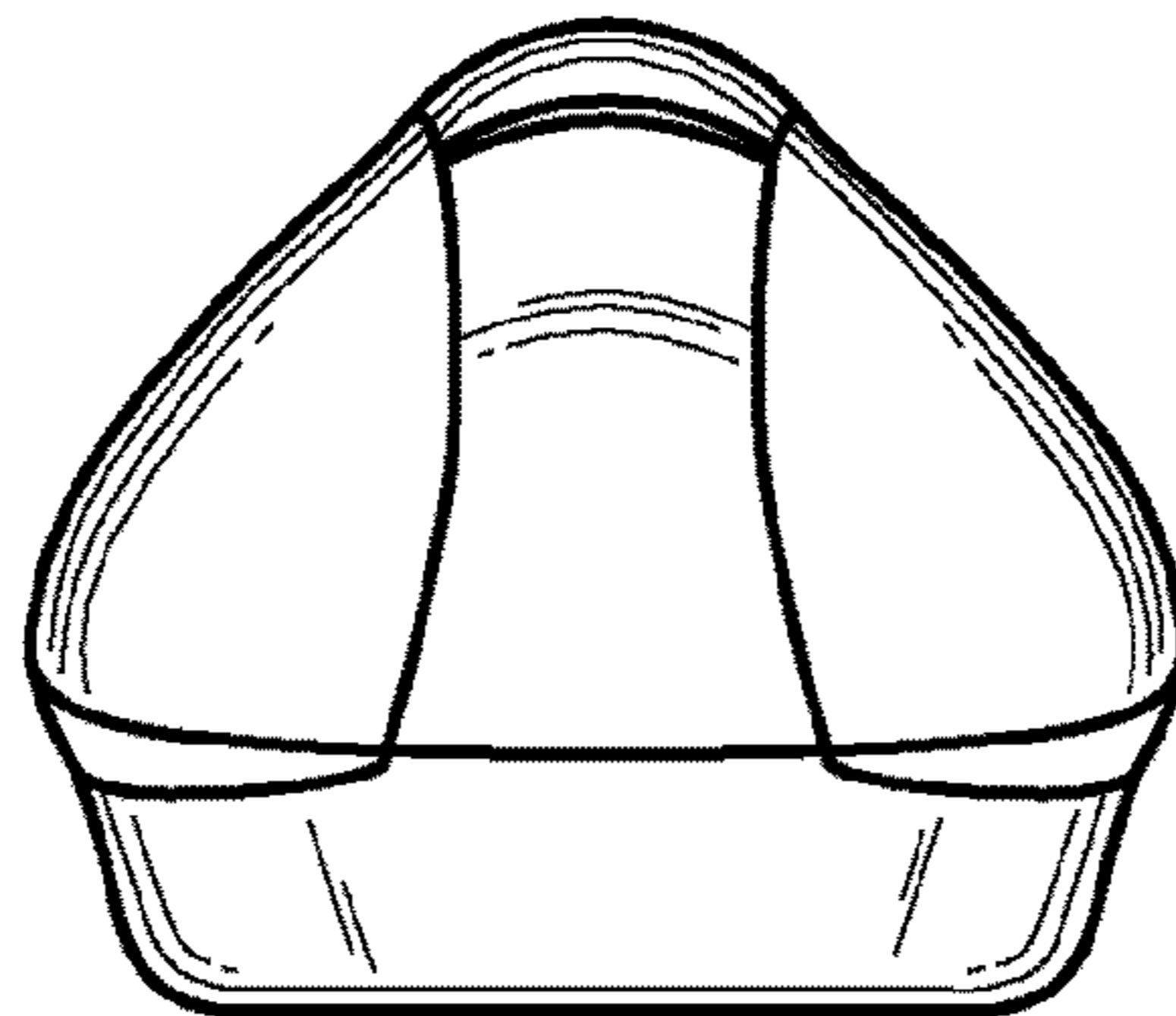


FIG. 5

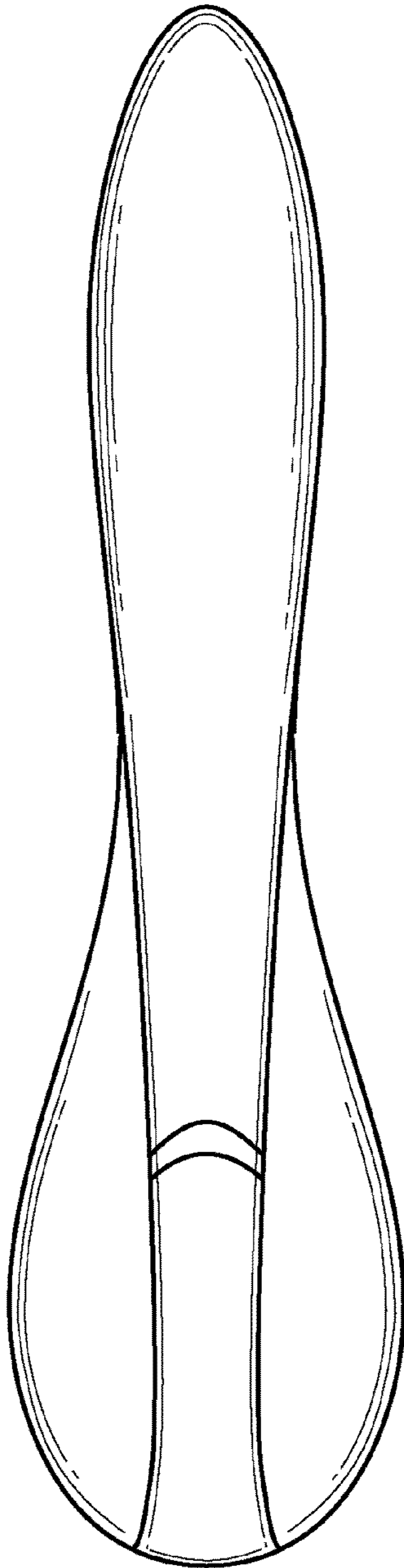


FIG. 6

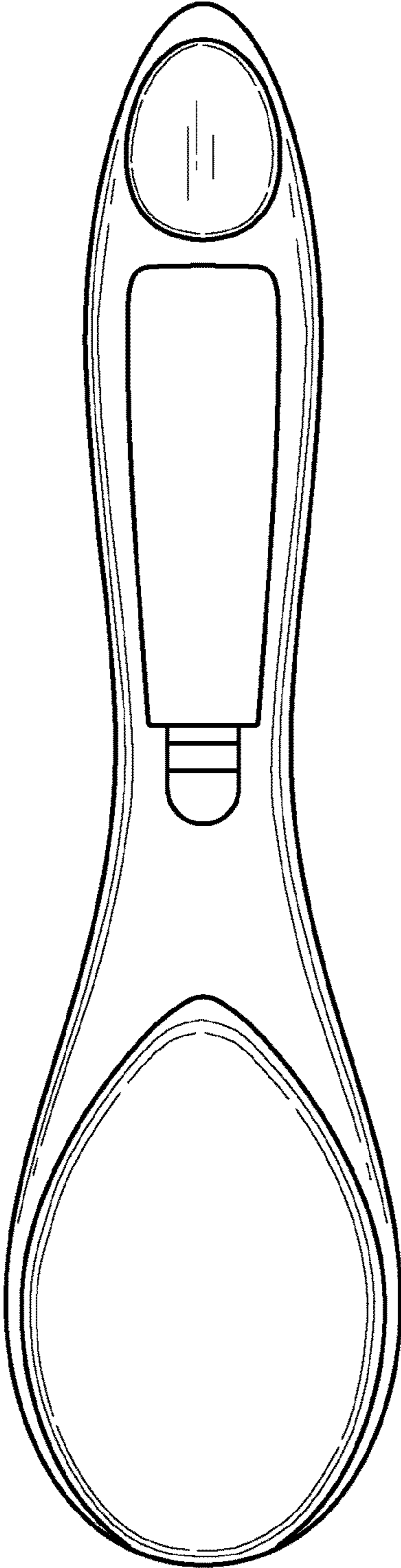


FIG. 7