



US00D726885S

(12) **United States Design Patent**  
**Brodey et al.**

(10) **Patent No.:** **US D726,885 S**  
(45) **Date of Patent:** **\*\* Apr. 14, 2015**

- (54) **GRATE FOR A CHANNEL DRAIN**
- (71) Applicant: **Durst Corporation, Inc.**, Cranford, NJ (US)
- (72) Inventors: **Lawrence B. Brodey**, South Orange, NJ (US); **Christopher Pike**, Princeton, NJ (US)
- (73) Assignee: **Durst Corporation, Inc.**, Cranford, NJ (US)
- (\*\*) Term: **14 Years**
- (21) Appl. No.: **29/483,646**
- (22) Filed: **Feb. 28, 2014**
- (51) **LOC (10) Cl.** ..... **23-01**
- (52) **U.S. Cl.**  
USPC ..... **D23/261**
- (58) **Field of Classification Search**  
USPC ..... D23/259, 260, 261, 262, 263, 264, 265;  
D25/149, 150, 151, 152, 153, 154, 155,  
D25/156, 157, 158, 159; D7/332; 210/162,  
210/163, 164, 165, 166; 404/2, 3, 4; 4/651;  
405/36, 118, 119  
See application file for complete search history.

(56) **References Cited**

**U.S. PATENT DOCUMENTS**

1,972,513	A	9/1934	Drehmann	
2,365,933	A *	12/1944	Binder	126/168
3,895,401	A *	7/1975	Walraven	4/651
4,273,466	A *	6/1981	Trahan et al.	404/4
D312,696	S *	12/1990	Phillips	D25/35
5,213,438	A	5/1993	Barenwald	
D349,774	S *	8/1994	Kongsgaard	D25/156
5,340,234	A	8/1994	Rossi et al.	
5,458,769	A	10/1995	Johannessen	
D374,727	S *	10/1996	Emanuele et al.	D25/152
D377,389	S	1/1997	Phillips et al.	
D397,457	S *	8/1998	Hutchings	D25/156

- 5,803,662 A 9/1998 Gunter
- 5,810,513 A 9/1998 Beamer et al.
- D399,304 S 10/1998 Mauk
- 5,890,839 A 4/1999 Gunter
- D412,971 S 8/1999 Mauk

(Continued)

**OTHER PUBLICATIONS**

Infinity Drains, Plastic Trench Drain Blog, [plastic-trench-drain.com](http://plastic-trench-drain.com), Searched Sep. 10, 2014, [http://www.plastic-trench-drain.com/?tag=plastic-trench-drain.\\*](http://www.plastic-trench-drain.com/?tag=plastic-trench-drain.*)

(Continued)

*Primary Examiner* — Eric Goodman  
*Assistant Examiner* — Steven Czyz

(74) *Attorney, Agent, or Firm* — McCarter & English, LLP

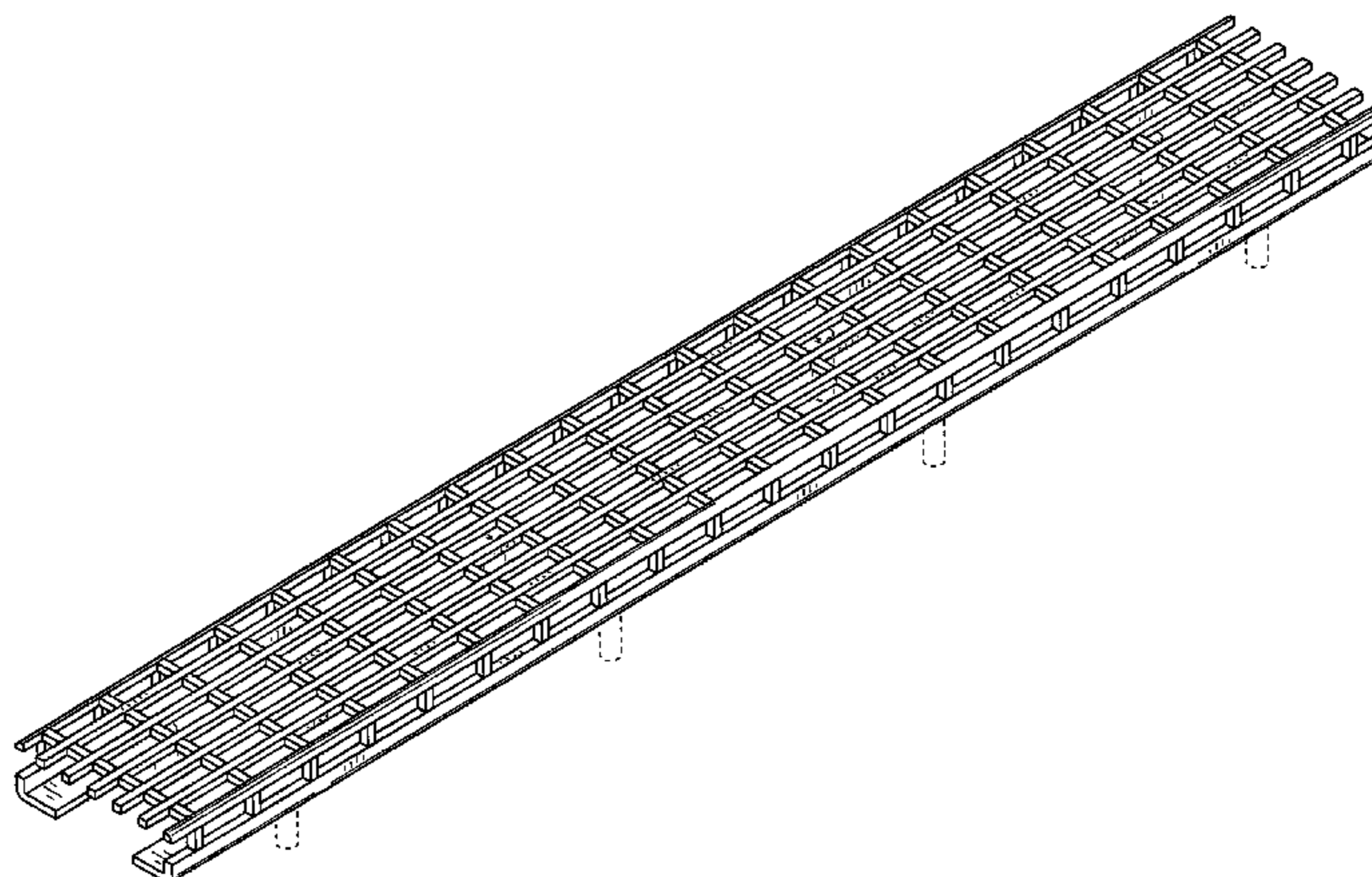
(57) **CLAIM**

What is claimed is an ornamental design for a grate for a channel drain, as shown and described.

**DESCRIPTION**

FIG. 1 is a perspective view of an ornamental design for a grate for a channel drain;  
 FIG. 2 is a front view of the ornamental design for a grate for a channel drain shown in FIG. 1;  
 FIG. 3 is a back view of the ornamental design for a grate for a channel drain shown in FIG. 1;  
 FIG. 4 is a left view of the ornamental design for a grate for a channel drain shown in FIG. 1;  
 FIG. 5 is a right view of the ornamental design for a grate for a channel drain shown in FIG. 1;  
 FIG. 6 is a top view of the ornamental design for a grate for a channel drain shown in FIG. 1; and,  
 FIG. 7 is a bottom view of the ornamental design for a grate for a channel drain shown in FIG. 1.  
 The broken line showing is included for the purpose of illustrating portions of the article and forms no part of the claimed design.

**1 Claim, 4 Drawing Sheets**



(56)

References Cited

U.S. PATENT DOCUMENTS

D413,656 S 9/1999 Mauk  
 D418,209 S 12/1999 Mauk  
 D421,643 S 3/2000 Mauk  
 6,170,095 B1 1/2001 Zars  
 6,612,780 B2 9/2003 Dahowski et al.  
 6,860,678 B2 3/2005 Gunter  
 6,908,256 B1 6/2005 Humphries et al.  
 6,941,703 B2 9/2005 MacLean et al.  
 6,968,665 B2 \* 11/2005 Lawson ..... 52/745.2  
 7,048,466 B2 \* 5/2006 Benesteau et al. .... 404/4  
 D572,358 S \* 7/2008 Natrass et al. .... D23/397  
 7,413,372 B2 8/2008 Meyers  
 D582,527 S 12/2008 Wang  
 7,507,054 B2 3/2009 Fithian et al.  
 D594,263 S \* 6/2009 Robbins, III ..... D6/582  
 7,914,229 B2 3/2011 Aubusson et al.  
 7,967,523 B2 \* 6/2011 Hetzler et al. .... 404/4  
 8,292,541 B2 10/2012 Akkala  
 D685,065 S \* 6/2013 Snelling ..... D23/261  
 D687,132 S \* 7/2013 Snelling ..... D23/261  
 D689,992 S \* 9/2013 Vessels et al. .... D23/261  
 D694,863 S \* 12/2013 Brodey et al. .... D23/261  
 D708,304 S \* 7/2014 Brodey et al. .... D23/261  
 2002/0154952 A1 10/2002 Gunter  
 2003/0118403 A1 6/2003 Wilkerson  
 2004/0136785 A1 7/2004 Gunter  
 2005/0223485 A1 10/2005 Nijhof

2005/0238436 A1 10/2005 Wallace et al.  
 2006/0239773 A1 10/2006 Meyers  
 2008/0019776 A1 1/2008 Fithian et al.  
 2008/0104910 A1 5/2008 Andras et al.  
 2009/0097921 A1 4/2009 Hetzler et al.  
 2011/0067175 A1 3/2011 Steylaerts et al.  
 2001/0162137 7/2011 Kik et al.  
 2012/0036632 A1 2/2012 Cook  
 2012/0037552 A1 2/2012 Persson et al.  
 2013/0199978 A1 \* 8/2013 Luke ..... 210/163  
 2014/0352815 A1 12/2014 Brodey et al.

OTHER PUBLICATIONS

Wedge Wire Shower Grates, Square Drains, myshowergrateshop.com, Searched Sep. 10, 2014, <http://www.myshowergrateshop.com/wedge-wire-shower-grates.asp>.  
 Office Action dated Feb. 26, 2014, from pending U.S. Appl. No. 13/908,032 (11 pages).  
 Office Action dated Oct. 3, 2014, from pending U.S. Appl. No. 13/908,032 (9 pages).  
 Notice of Allowance dated Feb. 12, 2014, from issued Patent No. D708,304 (11 pages).  
 Notice of Allowance dated Jul. 8, 2013, from issued Patent No. D694,863 (9 pages).  
 Restriction Requirement dated Dec. 20, 2012, from issued Patent No. D694,863 (8 pages).

\* cited by examiner



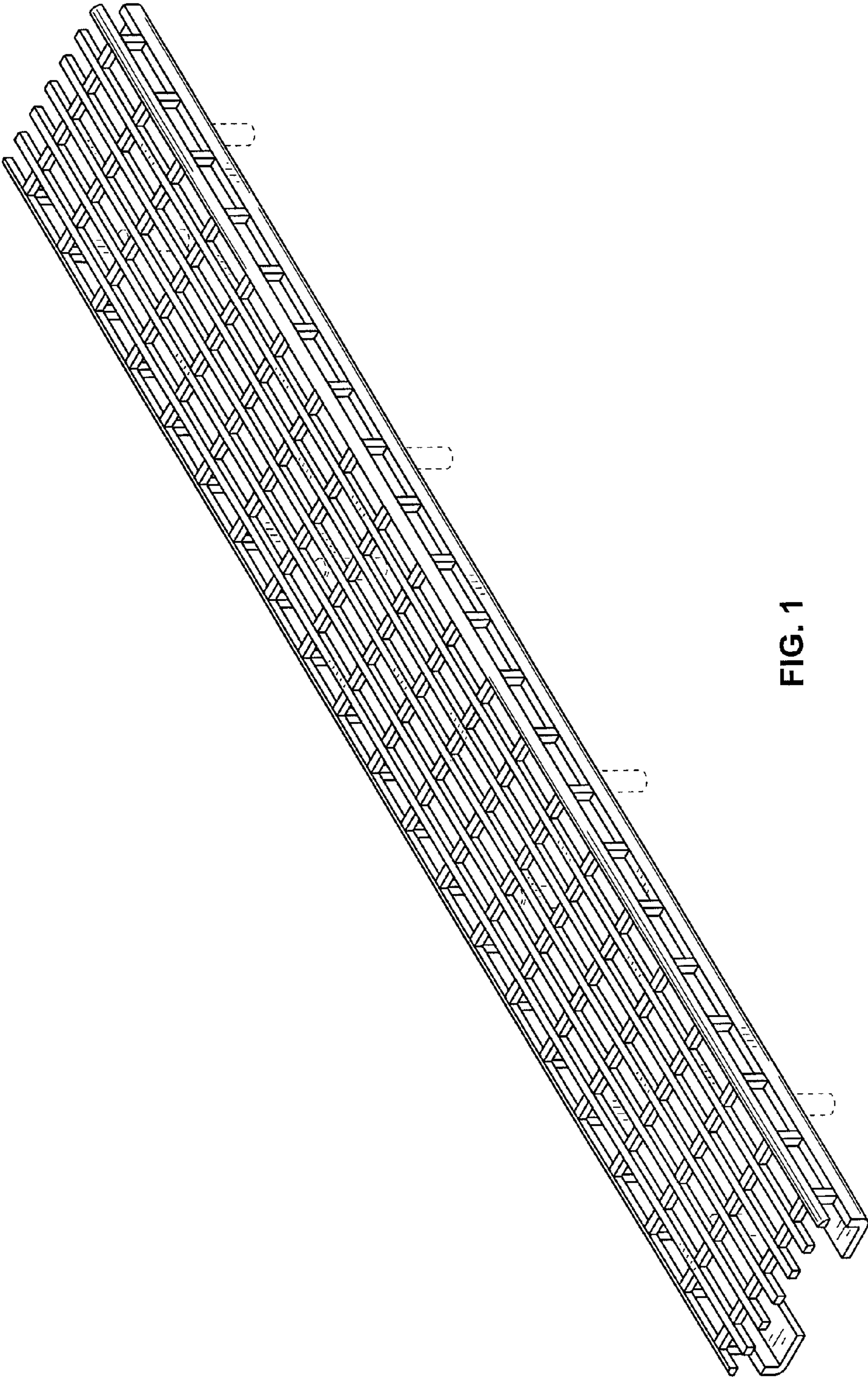


FIG. 1

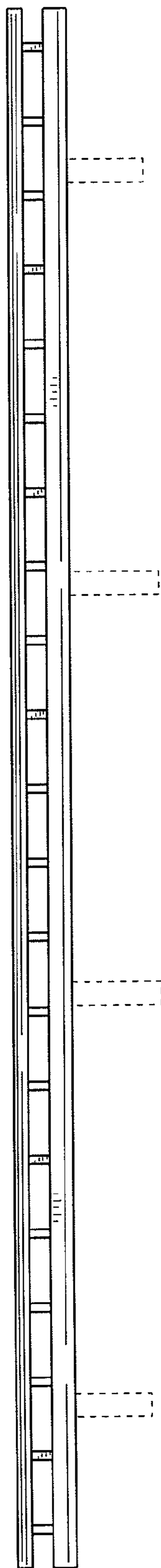


FIG. 2

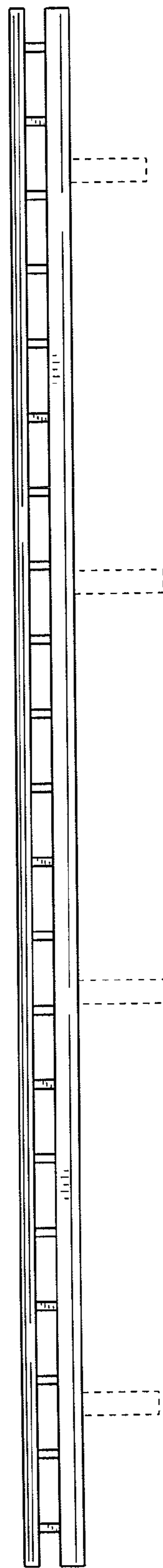


FIG. 3

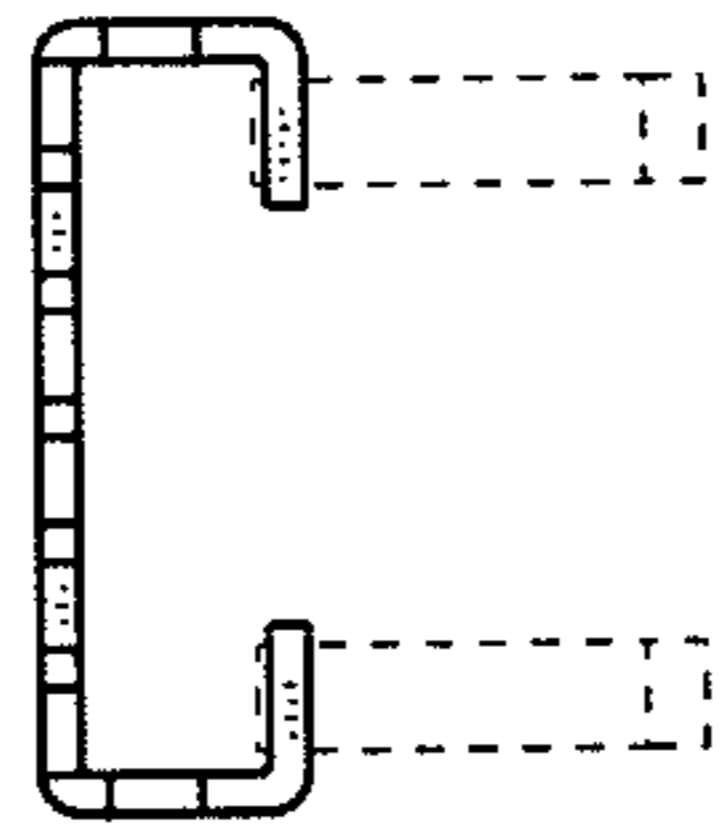


FIG. 5

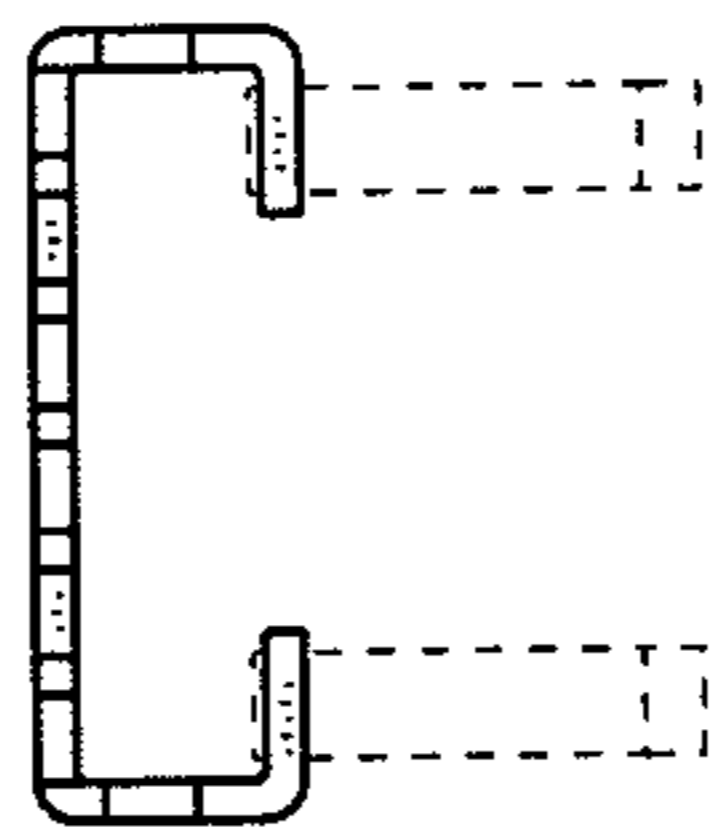


FIG. 4

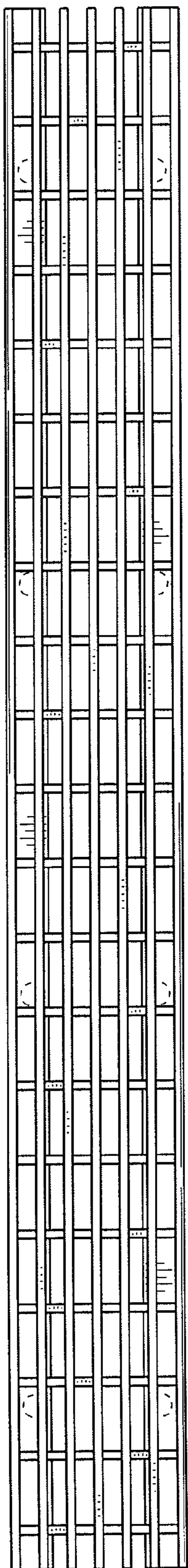


FIG. 6

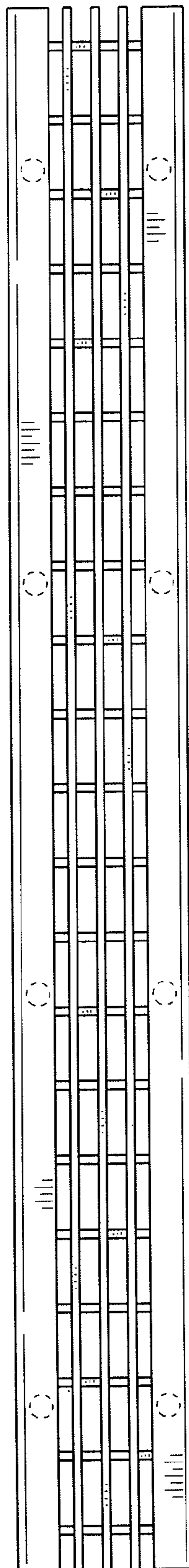


FIG. 7