



US00D726856S

(12) **United States Design Patent**  
**Foster et al.**

(10) **Patent No.:** **US D726,856 S**  
(45) **Date of Patent:** **\*\* Apr. 14, 2015**

- (54) **GOLF CLUB HEAD**
- (71) Applicant: **Callaway Golf Company**, Carlsbad, CA (US)
- (72) Inventors: **Philip G. Foster**, Vista, CA (US);  
**Michael Hallack**, Carlsbad, CA (US)
- (73) Assignee: **Callaway Golf Company**, Carlsbad, CA (US)
- (\*\*) Term: **14 Years**
- (21) Appl. No.: **29/488,631**
- (22) Filed: **Apr. 22, 2014**
- (51) **LOC (10) Cl.** ..... **21-02**
- (52) **U.S. Cl.**  
USPC ..... **D21/759**
- (58) **Field of Classification Search**  
USPC ..... D21/733, 752, 759; 473/324–331,  
473/343–346  
See application file for complete search history.

D487,493 S *	3/2004	Madore et al.	.....	D21/759
D488,203 S *	4/2004	Madore et al.	.....	D21/759
D501,523 S *	2/2005	Dogan et al.	.....	D21/759
D510,116 S *	9/2005	Soracco et al.	.....	D21/759
D514,640 S *	2/2006	Madore et al.	.....	D21/759
D514,641 S *	2/2006	Madore et al.	.....	D21/759
D514,642 S *	2/2006	Madore et al.	.....	D21/759
D515,160 S *	2/2006	Smith et al.	.....	D21/759
D515,161 S *	2/2006	Madore et al.	.....	D21/759
D515,162 S *	2/2006	Madore et al.	.....	D21/759
D515,163 S *	2/2006	Madore et al.	.....	D21/759
D526,372 S *	8/2006	Kohno	.....	D21/759
D536,401 S *	2/2007	Kawami	.....	D21/759
D694,351 S *	11/2013	Kim et al.	.....	D21/759
D696,369 S *	12/2013	Kim et al.	.....	D21/759
D713,902 S *	9/2014	Kono	.....	D21/759

\* cited by examiner

*Primary Examiner* — Mitchell Siegel

(74) *Attorney, Agent, or Firm* — Rebecca Hanovice;  
Michael A. Catania; Sonia Lari

(57) **CLAIM**

The ornamental design for a golf club head, as shown and described.

**DESCRIPTION**

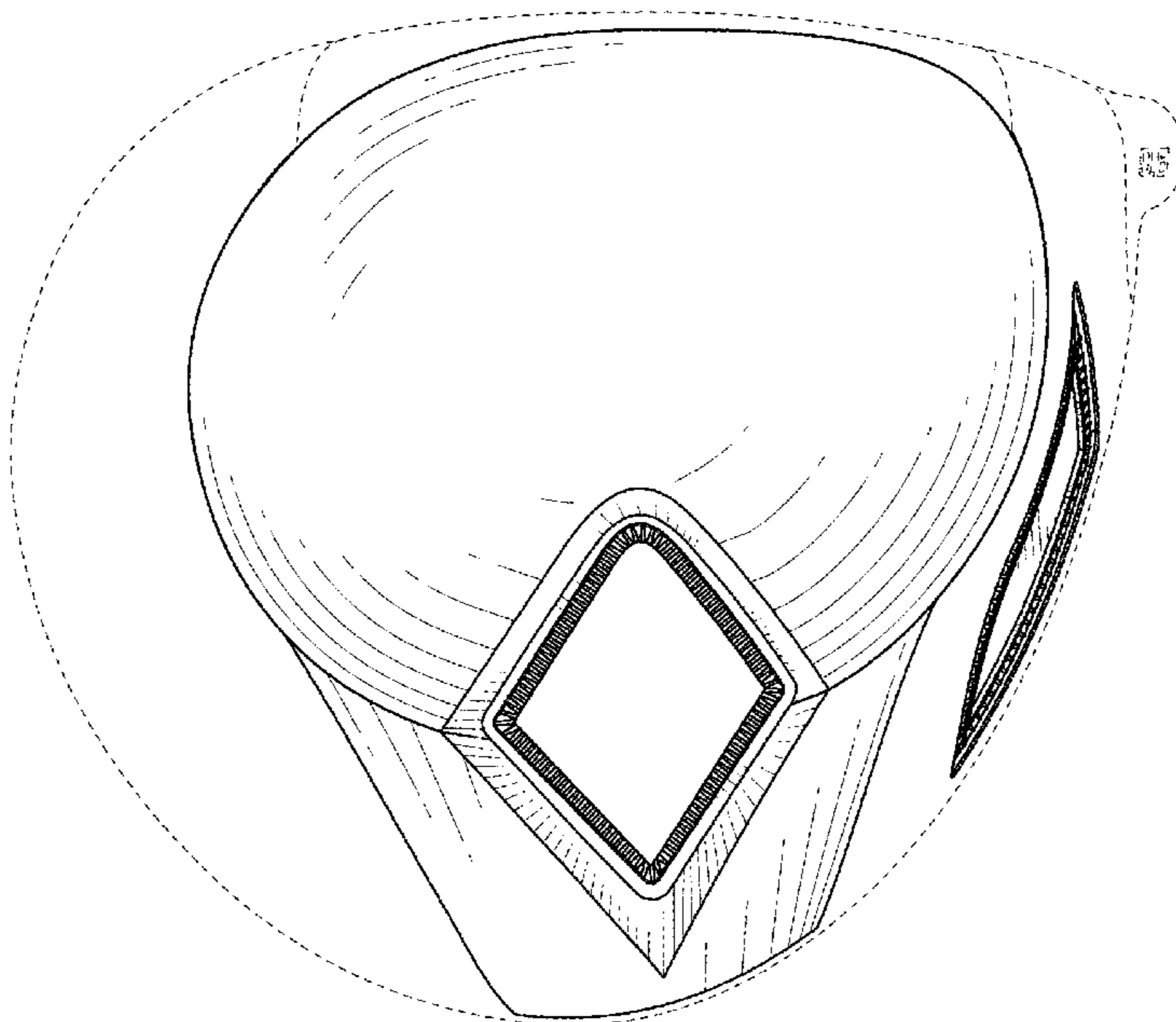
FIG. 1 is a perspective view of the golf club head herein;  
 FIG. 2 is a front view thereof;  
 FIG. 3 is a rear view thereof;  
 FIG. 4 is a right side view thereof;  
 FIG. 5 is a left side view thereof;  
 FIG. 6 is a top plan view thereof; and,  
 FIG. 7 is a bottom plan view thereof.  
 The broken line showing of is included for the purpose of illustrating and forms no part of the claimed design.

**1 Claim, 5 Drawing Sheets**

(56) **References Cited**

U.S. PATENT DOCUMENTS

D344,117 S *	2/1994	Helmstetter et al.	.....	D21/752
D378,690 S *	4/1997	Stella	.....	D21/759
D397,750 S *	9/1998	Frazetta	.....	D21/733
D438,277 S *	2/2001	Hasebe	.....	D21/759
D441,415 S *	5/2001	Helmstetter et al.	.....	D21/759
D444,196 S *	6/2001	Helmstetter et al.	.....	D21/759
D482,092 S *	11/2003	Imamoto	.....	D21/759
D482,421 S *	11/2003	Kessler	.....	D21/759
D487,491 S *	3/2004	Madore et al.	.....	D21/759
D487,492 S *	3/2004	Madore et al.	.....	D21/759






FIG. 1

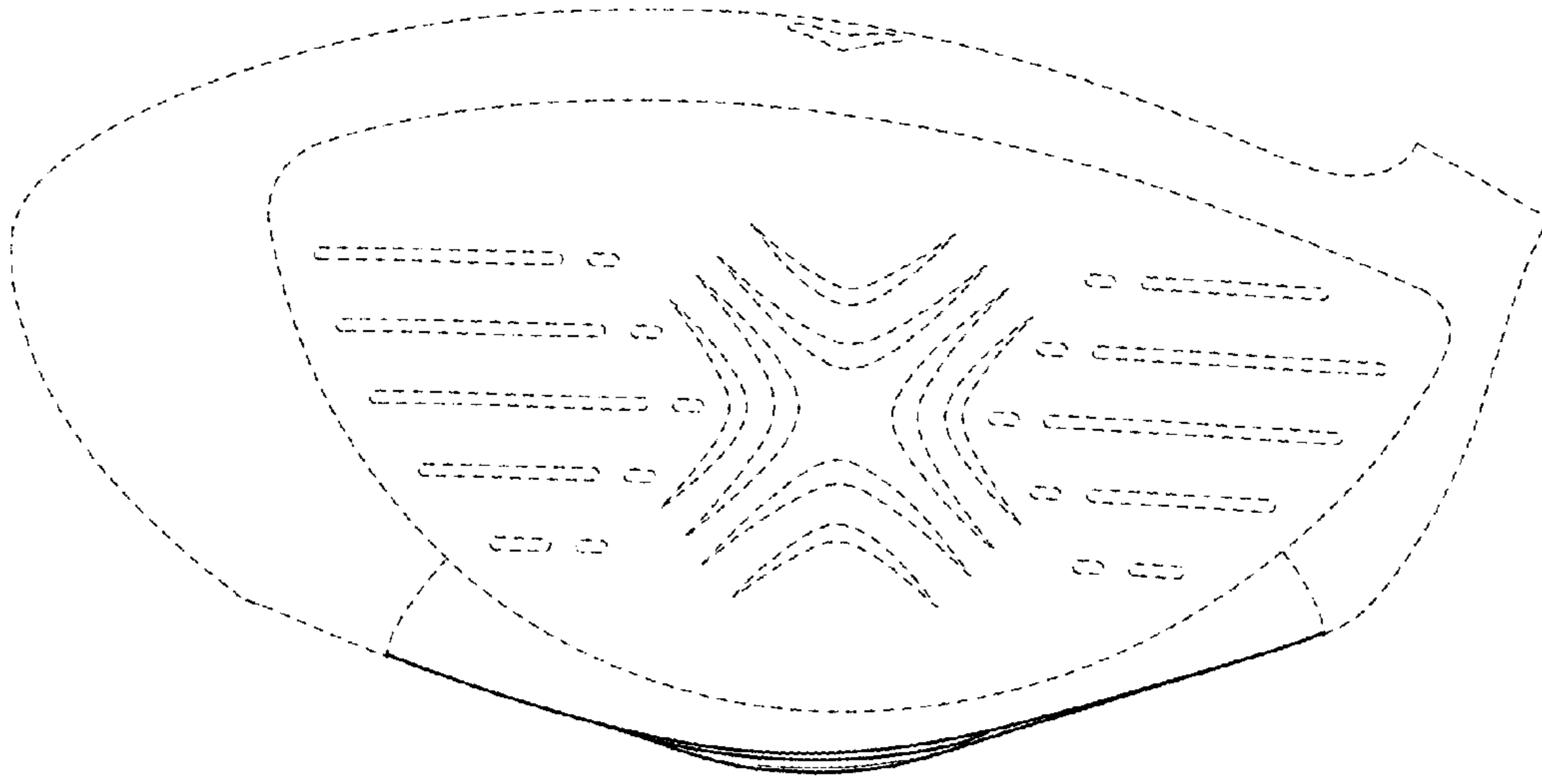


FIG. 2

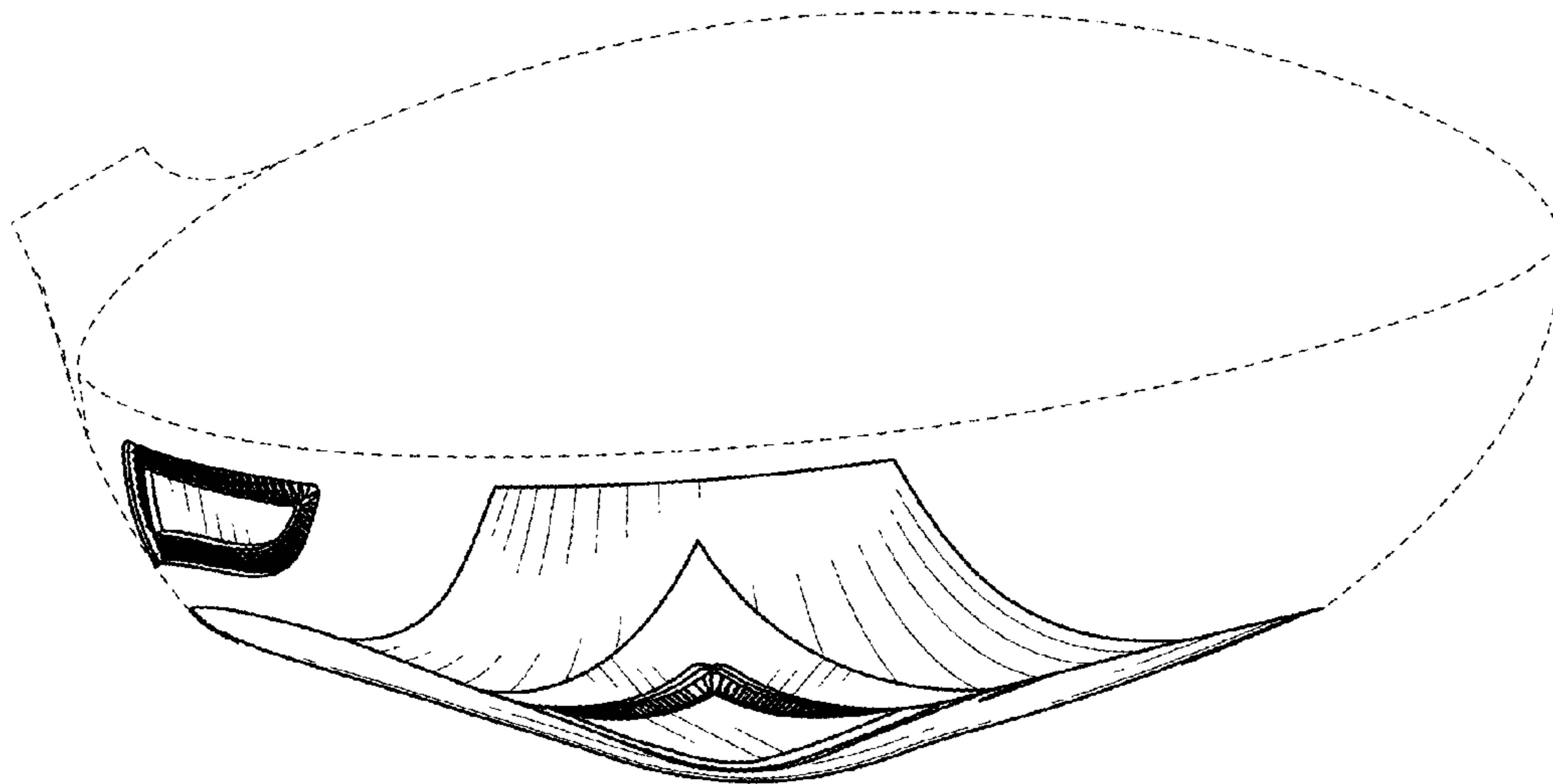


FIG. 3

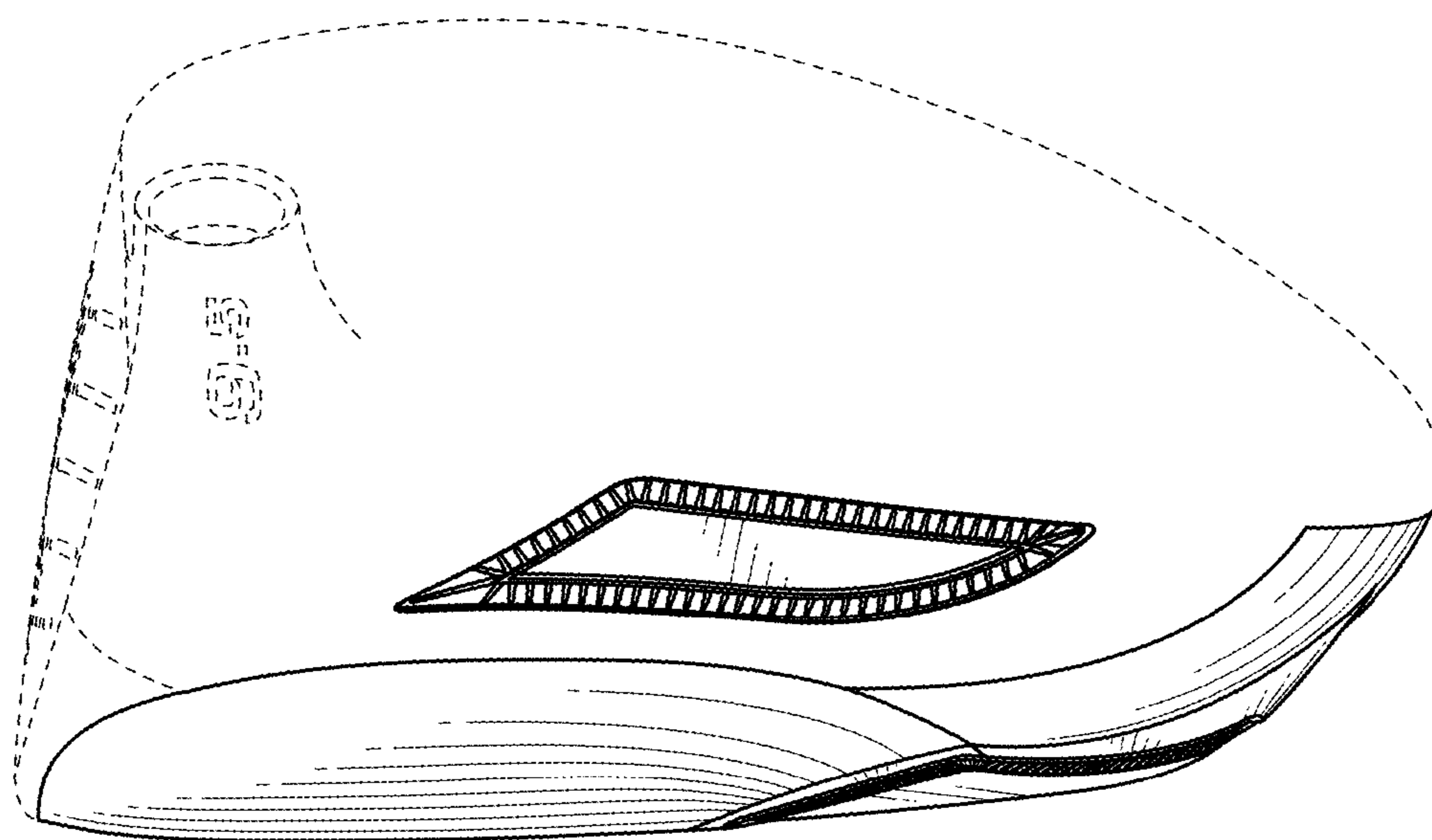


FIG. 4

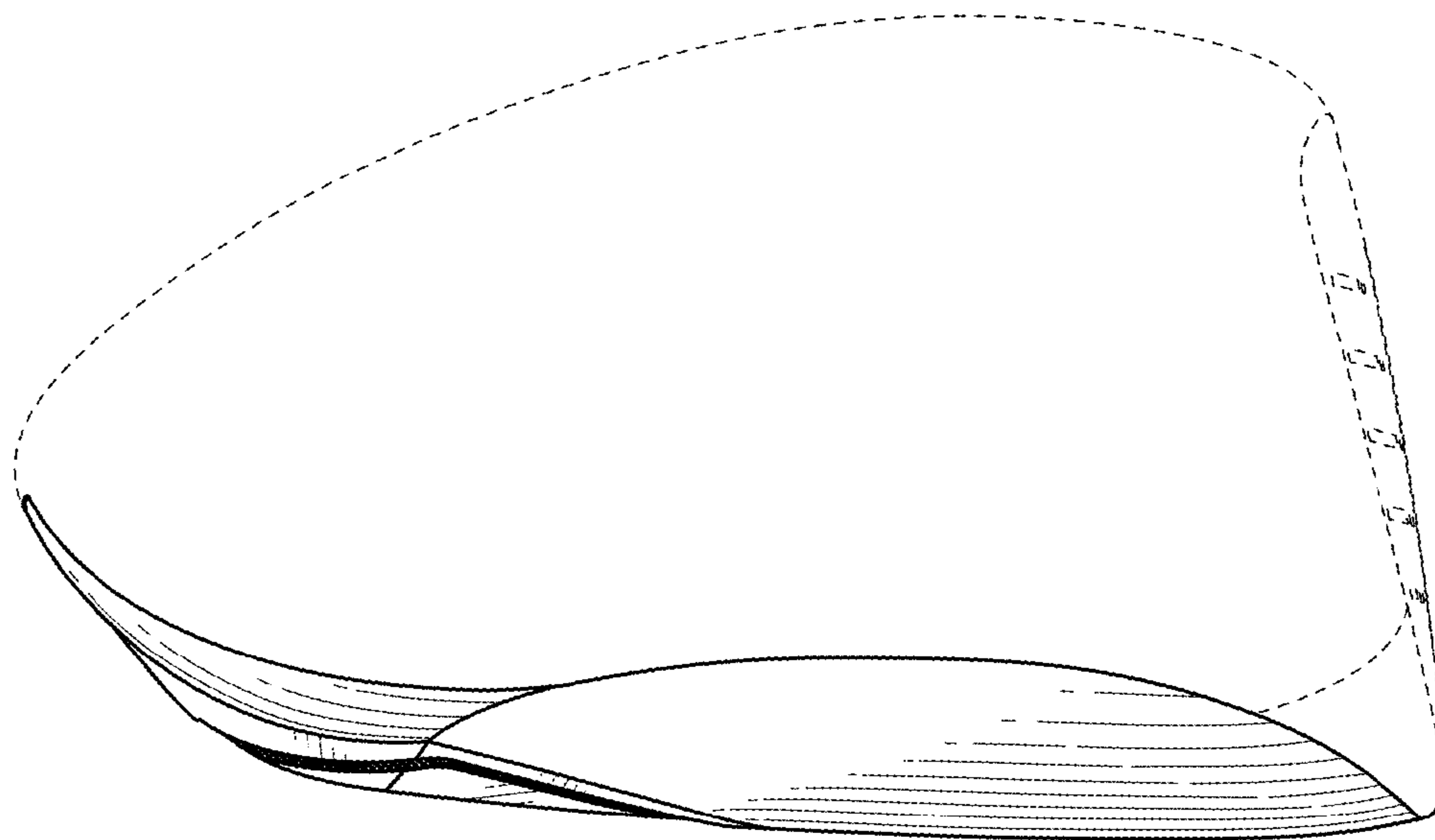


FIG. 5

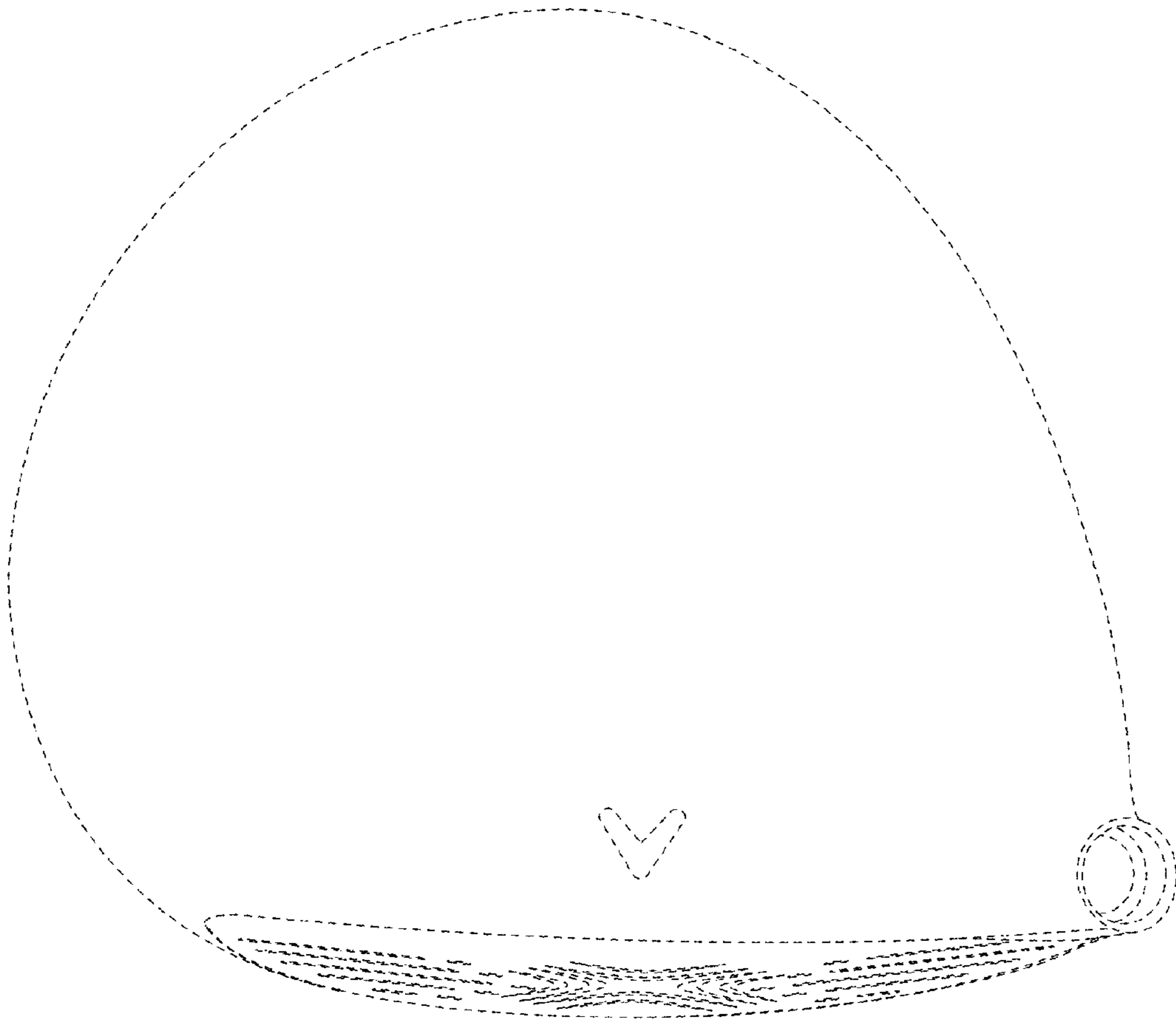


FIG. 6

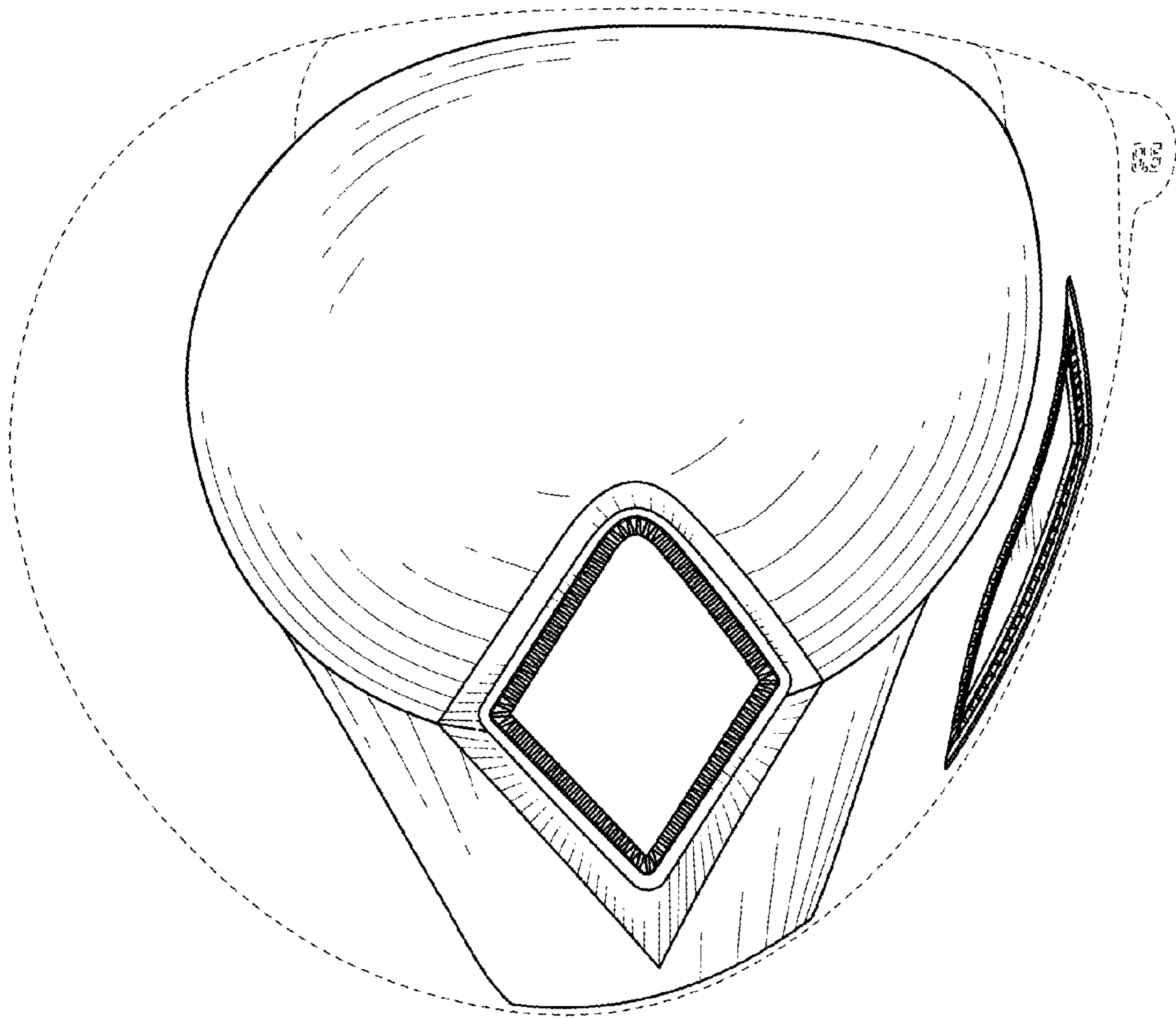


FIG. 7