

US00D726853S

(12) **United States Design Patent**  
**Song**

(10) **Patent No.:** **US D726,853 S**

(45) **Date of Patent:** **\*\* Apr. 14, 2015**

(54) **GOLF CLUB HEAD**  
(71) Applicant: **Acushnet Company**, Fairhaven, MA (US)

(72) Inventor: **Yu-Jin Song**, San Marcos, CA (US)

(73) Assignee: **Acushnet Company**, Fairhaven, MA (US)

(\*\*) Term: **14 Years**

(21) Appl. No.: **29/482,984**

(22) Filed: **Feb. 24, 2014**

(51) **LOC (10) Cl.** ..... **21-02**

(52) **U.S. Cl.**  
USPC ..... **D21/759**

(58) **Field of Classification Search**  
USPC ..... D21/733, 752, 759; 473/324–331,  
473/343–346

See application file for complete search history.

(56) **References Cited**

**U.S. PATENT DOCUMENTS**

D604,376 S	*	11/2009	Darley et al.	.....	D21/752
D611,555 S	*	3/2010	Oldknow	.....	D21/759
D612,004 S	*	3/2010	Oldknow	.....	D21/759
D612,440 S		3/2010	Oldknow		
D612,441 S		3/2010	Oldknow		
D614,711 S	*	4/2010	Harbert et al.	.....	D21/752
D614,713 S		4/2010	Oldknow		

D616,952 S		6/2010	Oldknow		
D619,668 S	*	7/2010	Nunez et al.	.....	D21/752
D628,257 S		11/2010	Albertsen et al.		
D630,278 S		1/2011	Albertsen et al.		
D630,696 S		1/2011	Albertsen et al.		
D631,119 S		1/2011	Albertsen et al.		
D655,363 S		3/2012	Vrska		
D656,211 S	*	3/2012	Foster	.....	D21/752
D656,570 S	*	3/2012	Foster	.....	D21/752
D672,000 S	*	12/2012	Yi et al.	.....	D21/759
D675,272 S		1/2013	Greensmith et al.		
D675,273 S	*	1/2013	Atwell et al.	.....	D21/759
D686,679 S		7/2013	Greensmith et al.		
D692,077 S		10/2013	Greensmith et al.		
D697,152 S		1/2014	Harbert et al.		

\* cited by examiner

*Primary Examiner* — Mitchell Siegel

(74) *Attorney, Agent, or Firm* — Randy K. Chang

(57) **CLAIM**

The ornamental design for a golf club head, as shown and described.

**DESCRIPTION**

FIG. 1 is a sole, heel side perspective view of a new design of a golf club head;

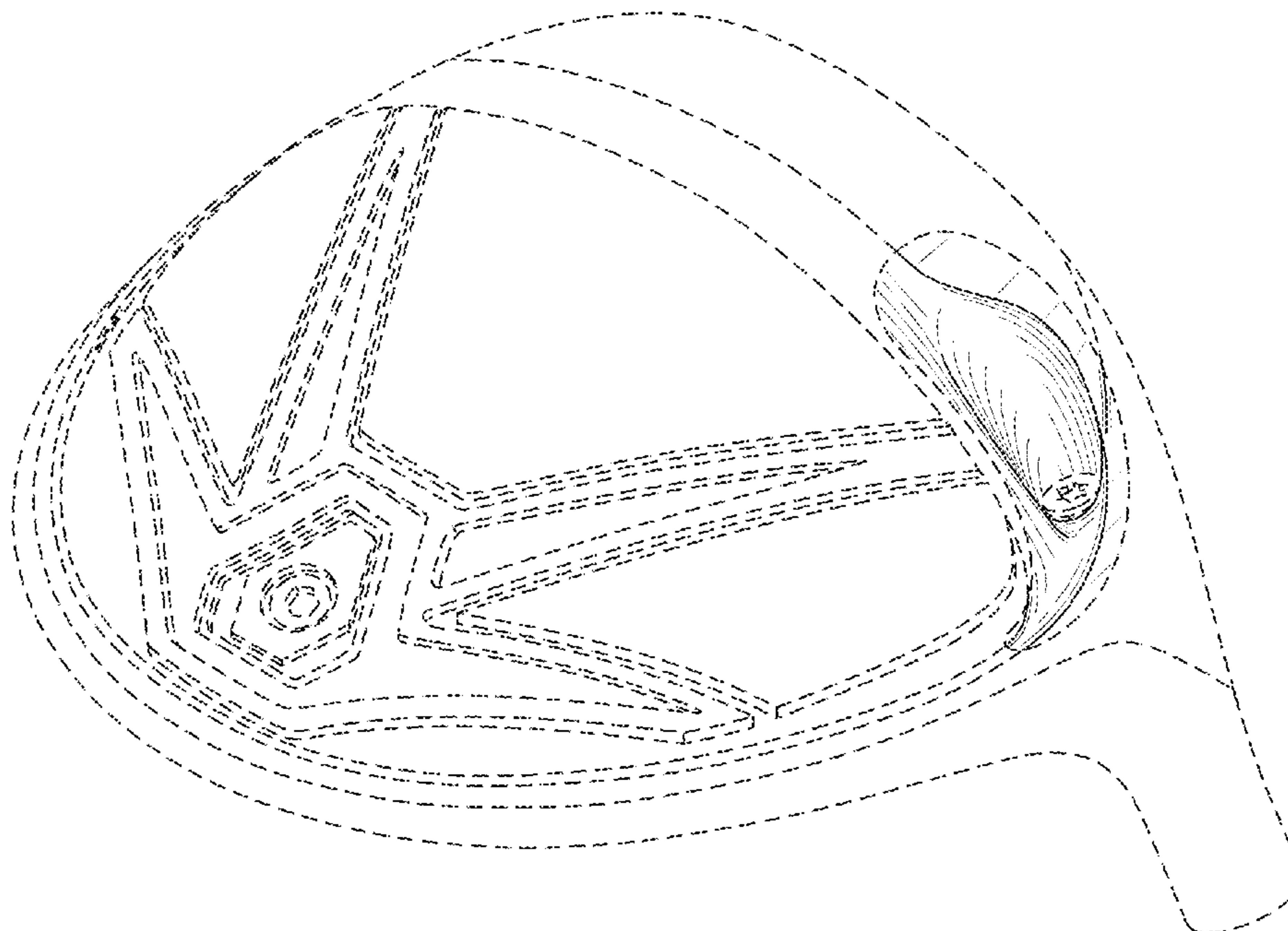
FIG. 2 is a heel side view thereof;

FIG. 3 is a back view thereof; and,

FIG. 4 is a bottom view thereof.

The portion of the club head shown in phantom does not form any portion of the present invention.

**1 Claim, 2 Drawing Sheets**



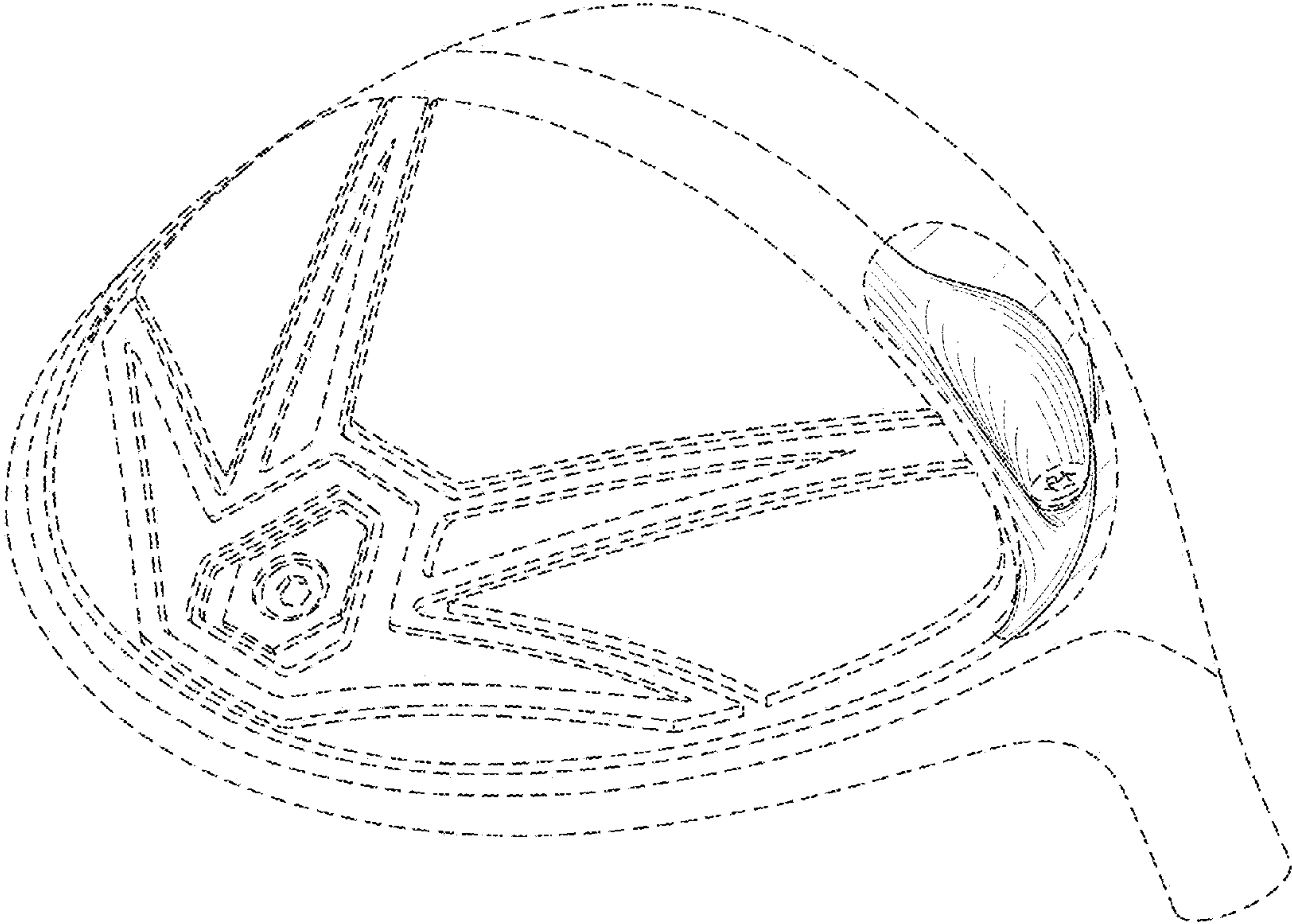


FIG. 1

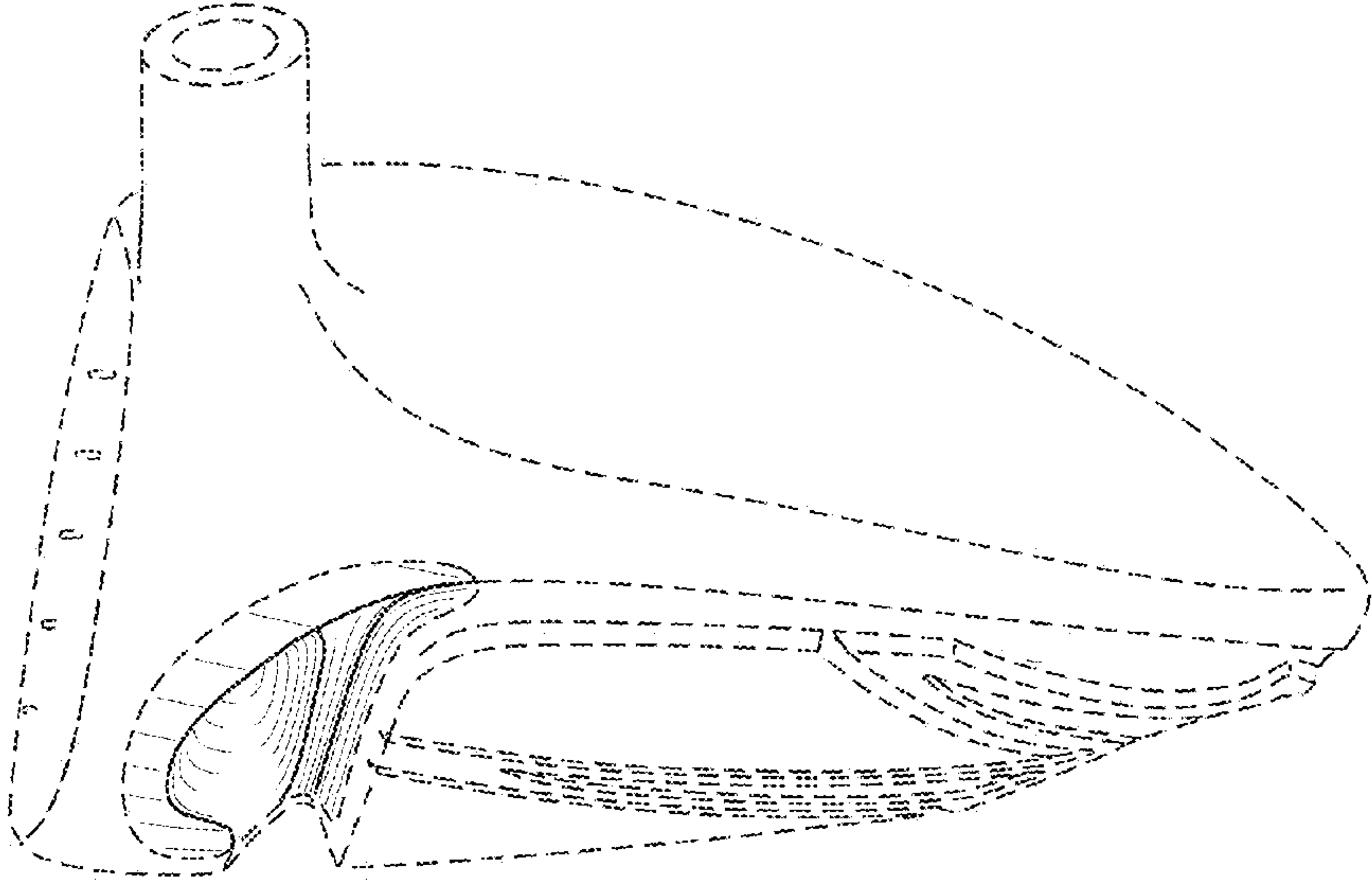


FIG. 2

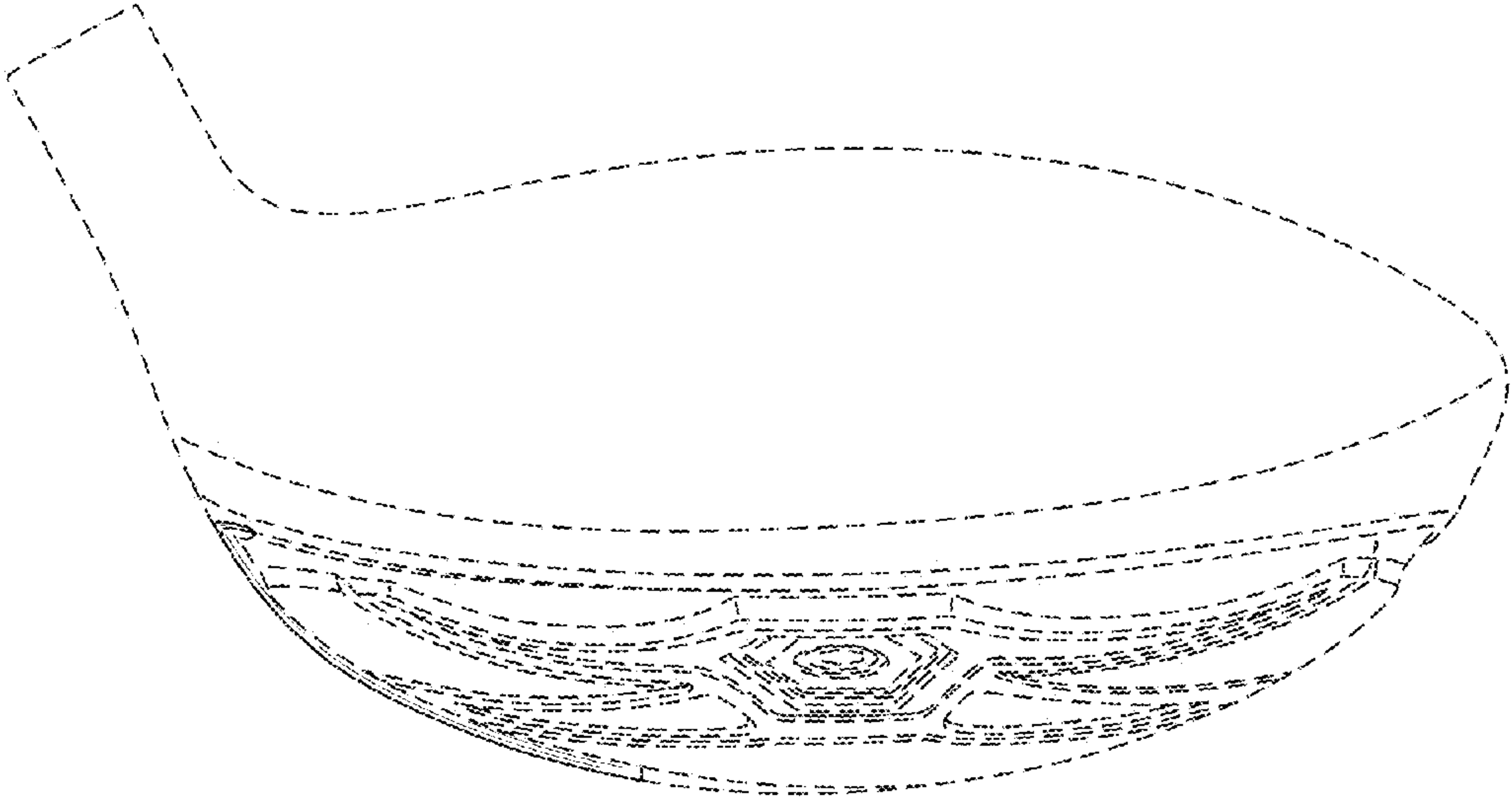


FIG. 3

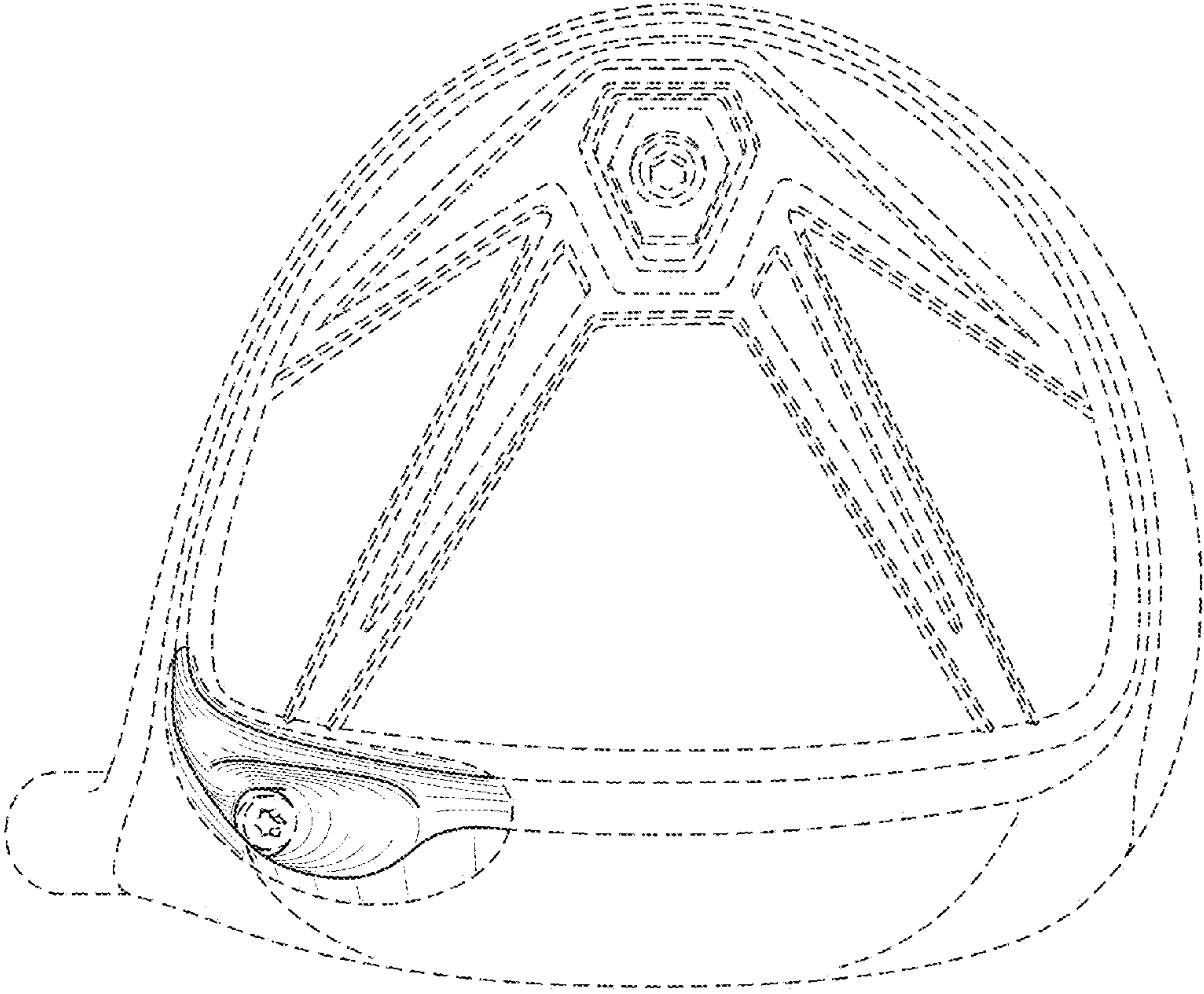


FIG. 4