



US00D726834S

(12) **United States Design Patent**
Benefield

(10) **Patent No.:** **US D726,834 S**

(45) **Date of Patent:** **** Apr. 14, 2015**

(54) **SCHOOL ENVIRONMENT FOR DOLLS**

(71) Applicant: **Nicole Benefield**, Valley Stream, NY
(US)

(72) Inventor: **Nicole Benefield**, Valley Stream, NY
(US)

(**) Term: **14 Years**

(21) Appl. No.: **29/470,704**

(22) Filed: **Oct. 24, 2013**

(51) **LOC (10) Cl.** **21-01**

(52) **U.S. Cl.**
USPC **D21/522**

(58) **Field of Classification Search**
USPC D21/421, 475, 483, 490, 493, 494, 506,
D21/507, 511, 519, 522, 524, 826; 446/109,
446/110, 237, 268, 476, 477-482, 491;
D6/332, 641-645, 653, 653.1, 653.2,
D6/653.23, 658, 672, 674, 676, 698, 699.4,
D6/700, 702, 703, 707.21; D14/307
See application file for complete search history.

(56) **References Cited**

U.S. PATENT DOCUMENTS

D293,699 S *	1/1988	Thornell	D21/524
D299,839 S *	2/1989	Argandona	D21/524
D326,293 S *	5/1992	Monneret	D21/519
D334,916 S *	4/1993	Basara et al.	D14/307
D338,931 S *	8/1993	Glonck et al.	D21/519
D366,292 S *	1/1996	Monneret	D21/524
D370,947 S *	6/1996	Pipik	D21/524

D382,921 S *	8/1997	Pipik	D21/524
D383,507 S *	9/1997	Bro et al.	D21/506
D391,615 S *	3/1998	Wilgus	D21/506
D461,208 S *	8/2002	Chaudeurge	D21/524
6,439,957 B1 *	8/2002	MacCarthy	446/479
D516,064 S *	2/2006	Becker et al.	D14/307
D531,680 S *	11/2006	Lo	D21/524
D596,425 S *	7/2009	Dir	D6/495

* cited by examiner

Primary Examiner — George D Kirschbaum

Assistant Examiner — Jennifer Watkins

(74) *Attorney, Agent, or Firm* — Andrew S. Langsam; Pryor
Cashman LLP

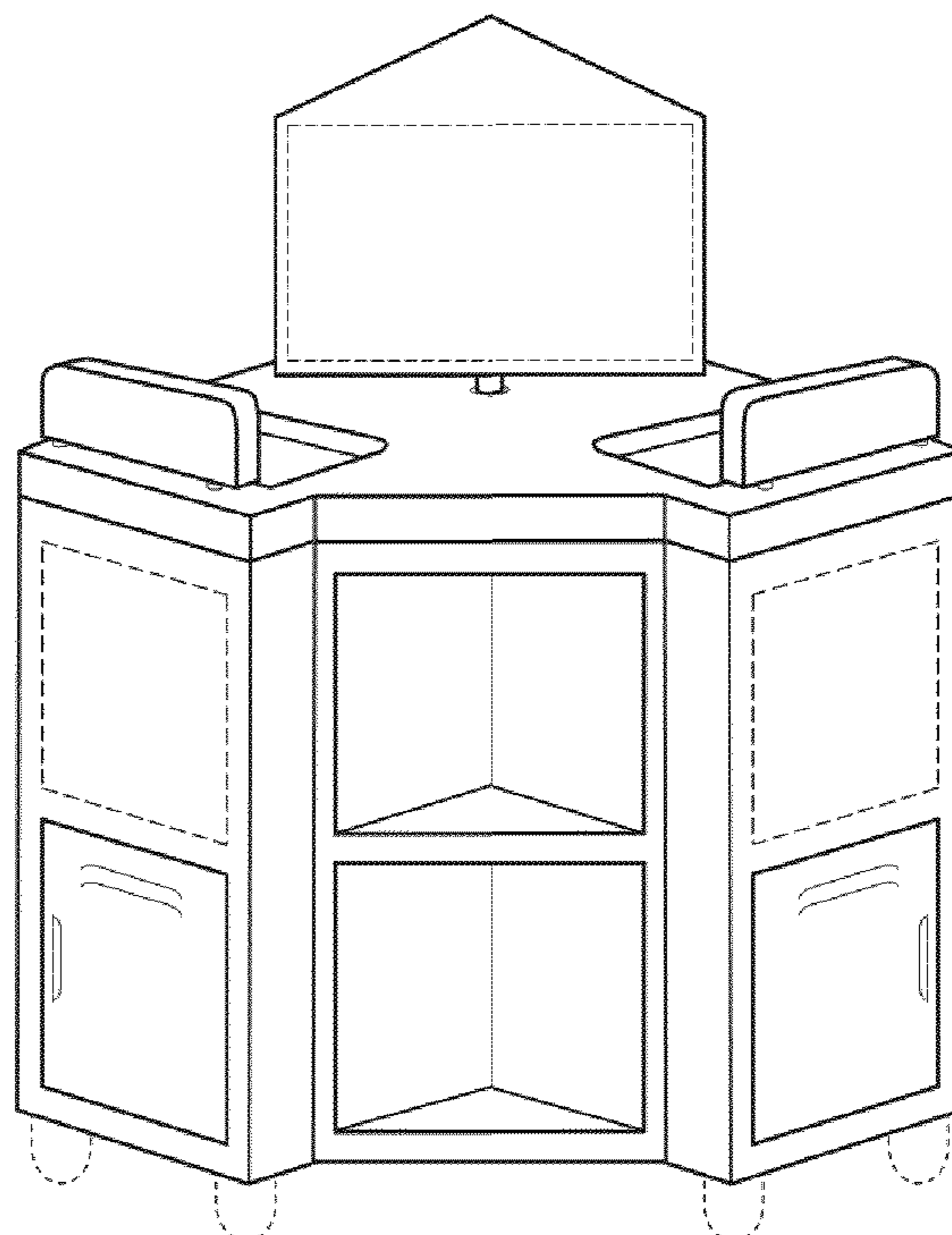
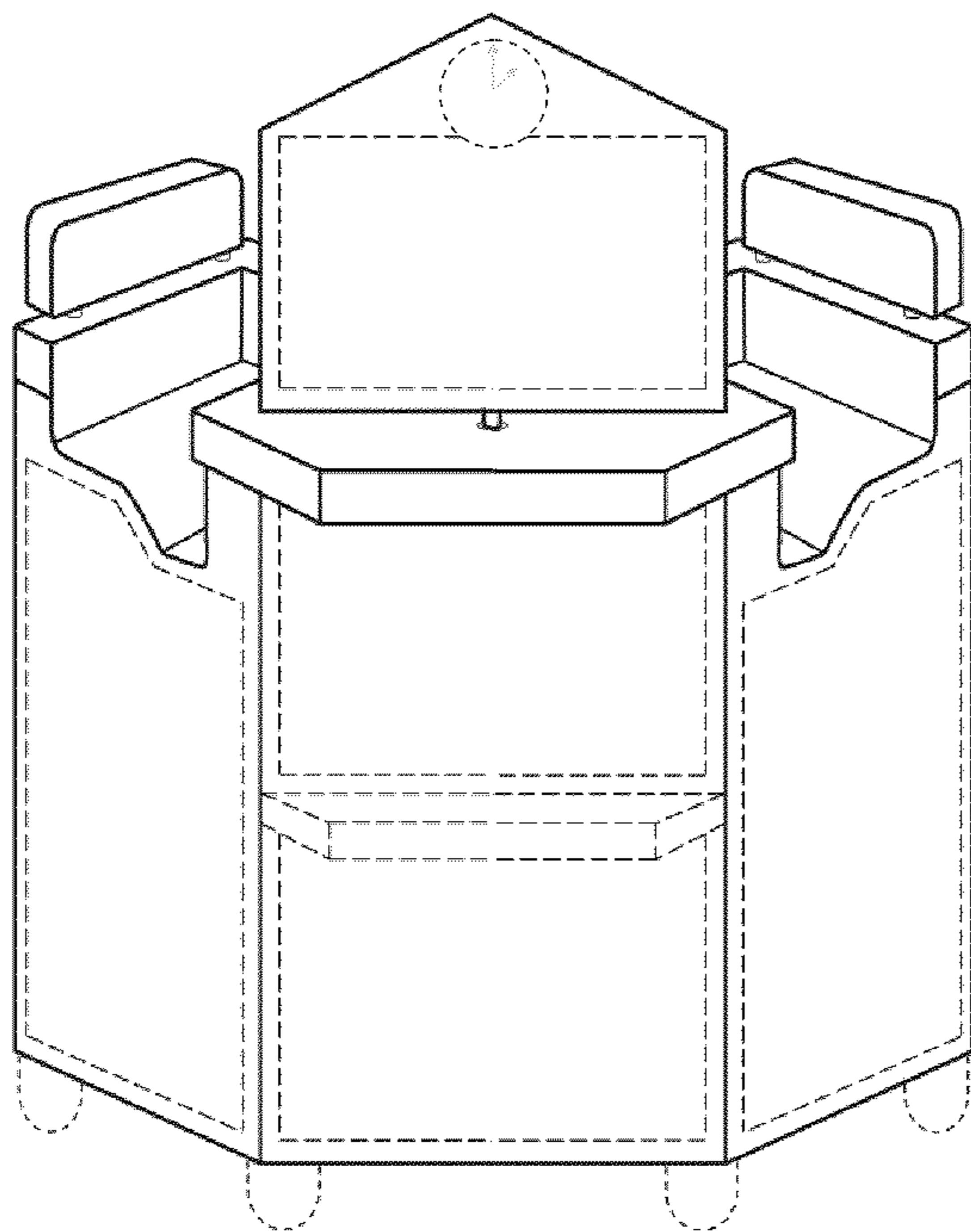
(57) **CLAIM**

The ornamental design for a school environment for dolls, as shown and described.

DESCRIPTION

FIG. 1 is a front, top and perspective view of a school environment for dolls of the present invention;
FIG. 2 is a rear, top and perspective view of the school environment for dolls of the present invention;
FIG. 3 is a left side perspective view of the school environment for dolls of the present invention, the right side perspective view of the school environment for dolls being a mirror image; and,
FIG. 4 is a top view of the school environment for dolls of the present invention.
The broken lines shown in the drawings are for the purpose of illustrating portions of the school environment for dolls that form no part of the claimed design.

1 Claim, 4 Drawing Sheets



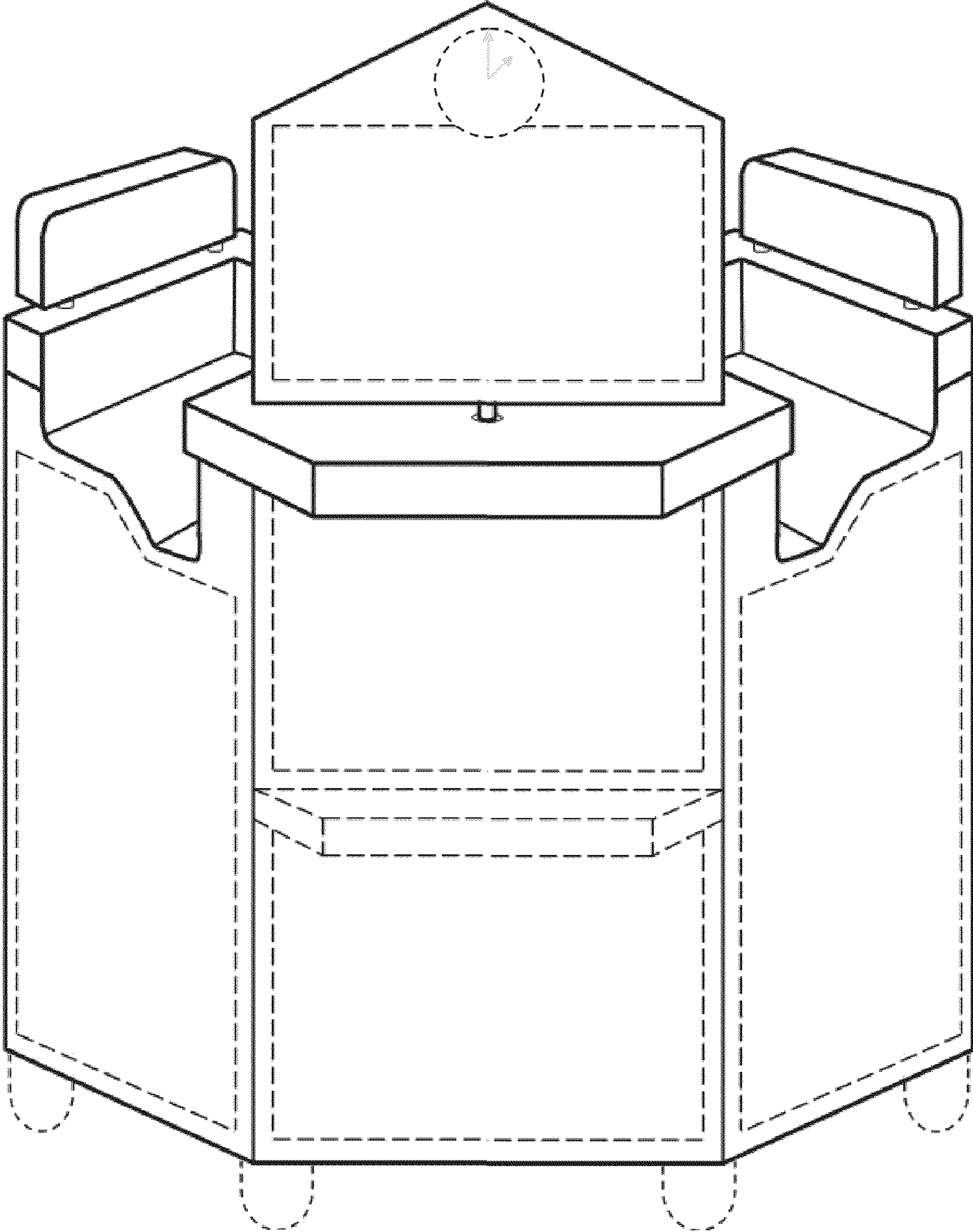


FIG. 1

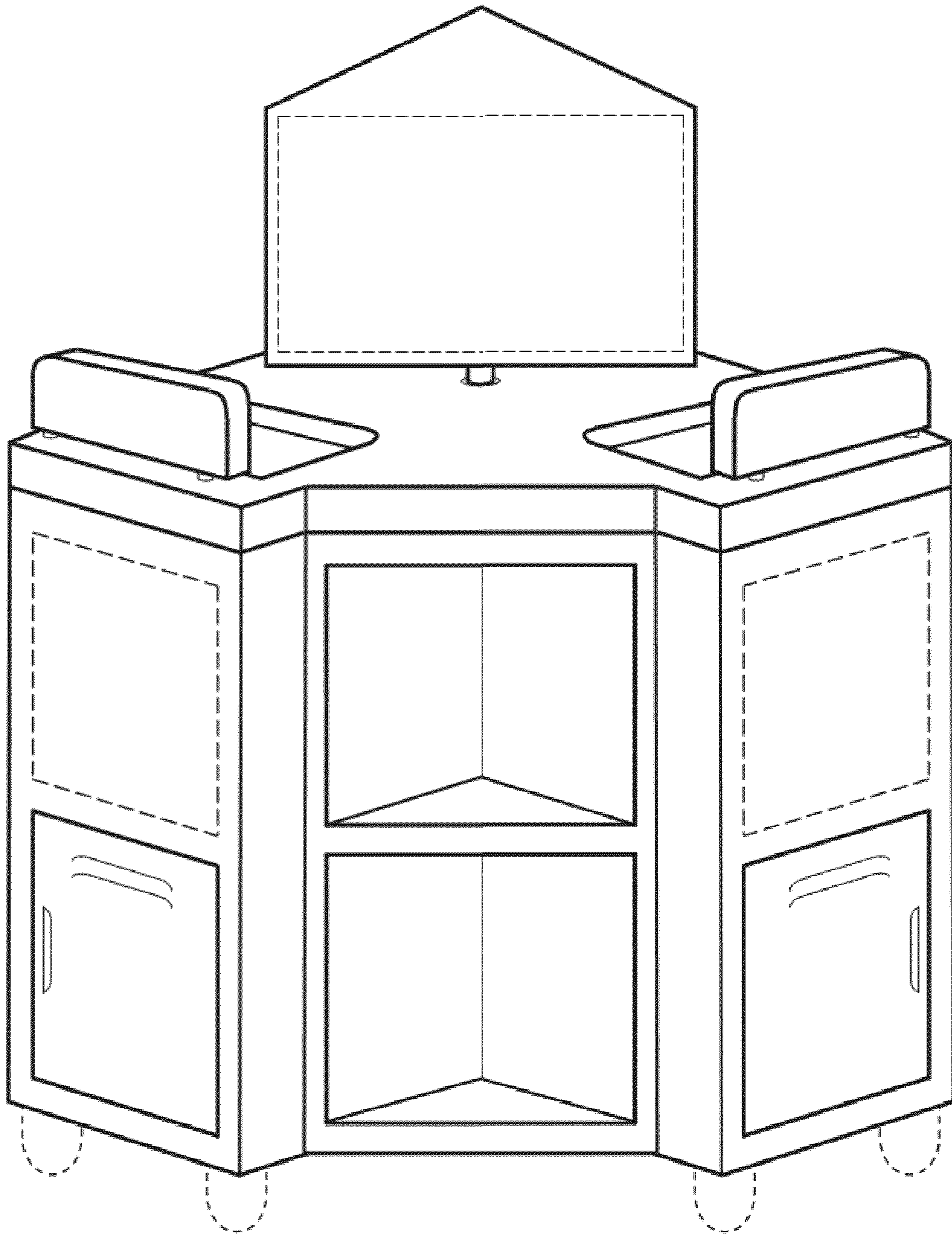


FIG. 2

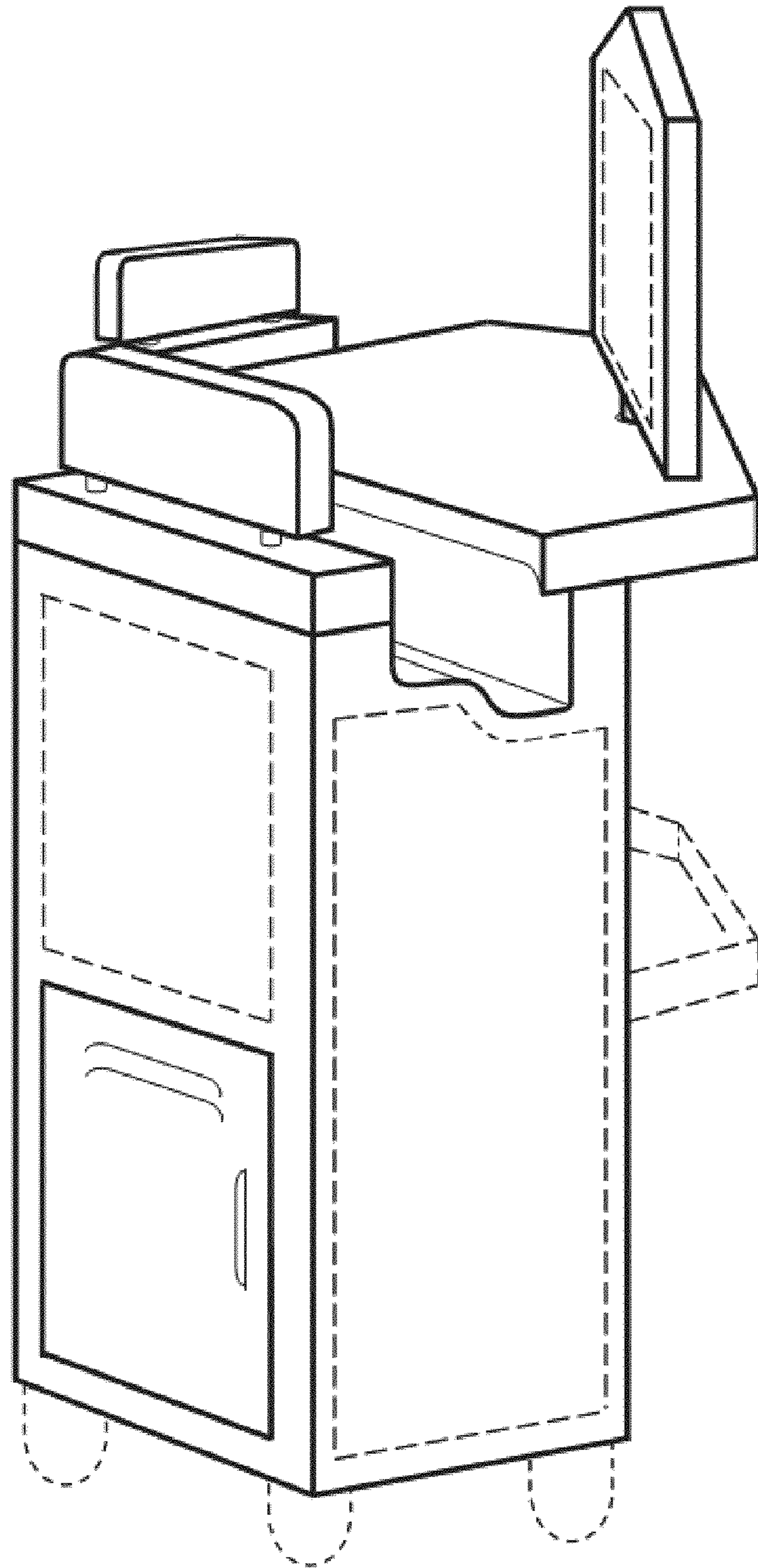


FIG. 3

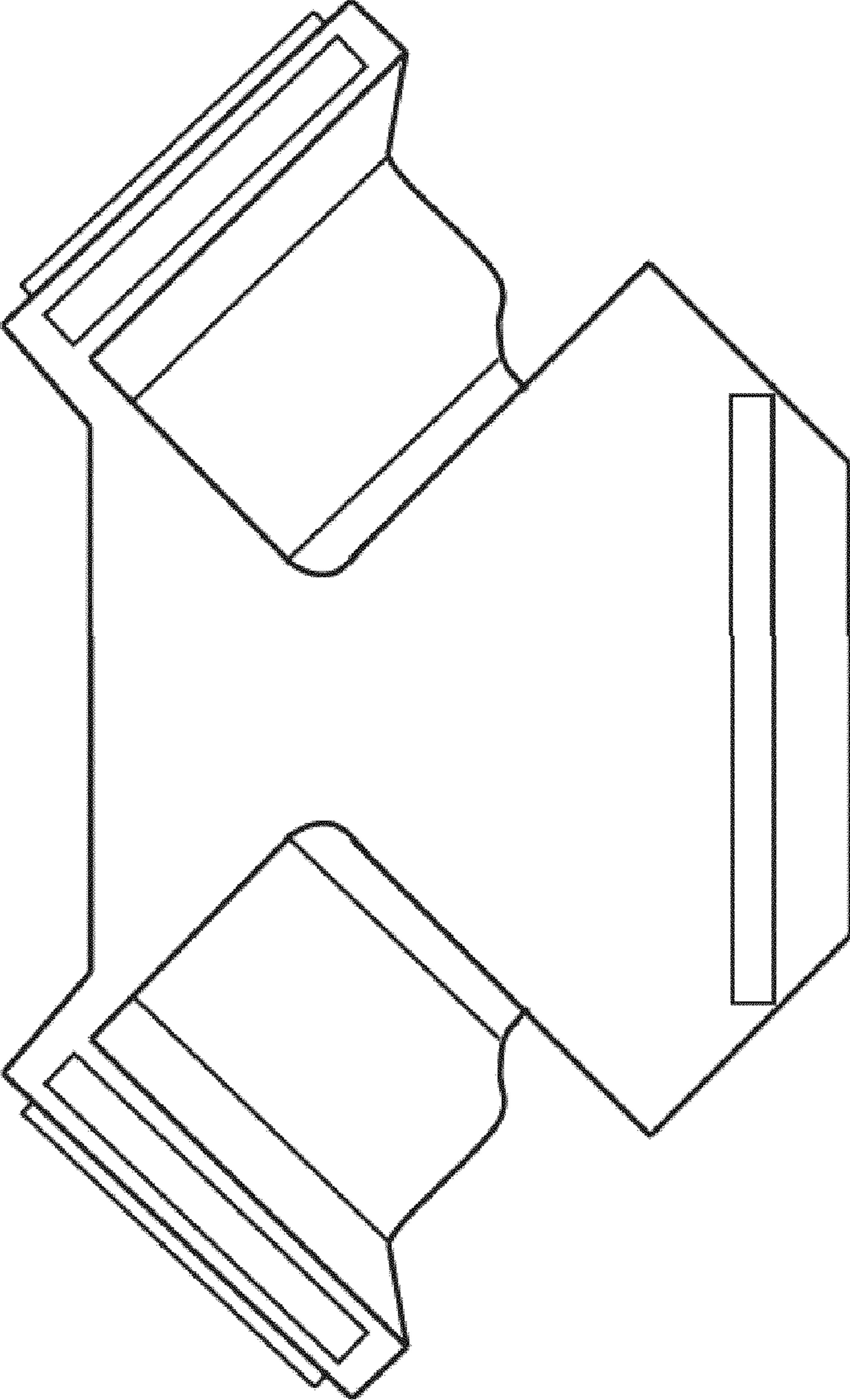


FIG .4