

US00D726824S

(12) **United States Design Patent**  
**Lee**

(10) **Patent No.:** **US D726,824 S**  
(45) **Date of Patent:** **\*\* Apr. 14, 2015**

(54) **COLORED PENCIL**

(71) Applicant: **Amos Co., Ltd.**, Gyeonggi-do (KR)

(72) Inventor: **Eun-Sung Lee**, Seoul (KR)

(73) Assignee: **Amos Co., Ltd.**, Gyeonggi-do (KR)

(\*\*) Term: **14 Years**

(21) Appl. No.: **29/476,951**

(22) Filed: **Jan. 6, 2014**

(30) **Foreign Application Priority Data**

Oct. 2, 2013 (KR) ..... 30-2013-0050006

(51) **LOC (10) Cl.** ..... **19-06**

(52) **U.S. Cl.**  
USPC ..... **D19/164**; D19/906; D19/918

(58) **Field of Classification Search**  
USPC ..... D14/411; D19/115–204; 24/11 F, 11 P,  
24/11 R; 401/52, 99–109, 192, 195, 196;  
D18/14, 15

See application file for complete search history.

(56) **References Cited**

**U.S. PATENT DOCUMENTS**

1,244,974 A \* 10/1917 Gerdom ..... 401/216  
4,308,879 A \* 1/1982 Thornbloom ..... 132/317

|              |         |                    |         |
|--------------|---------|--------------------|---------|
| D358,167 S * | 5/1995  | Herbst et al. .... | D19/48  |
| D377,193 S * | 1/1997  | Takemura .....     | D19/36  |
| D401,278 S * | 11/1998 | Hu .....           | D19/51  |
| D409,241 S * | 5/1999  | Melnick .....      | D19/36  |
| D490,106 S * | 5/2004  | Willat et al. .... | D19/43  |
| D605,700 S * | 12/2009 | Ma .....           | D19/49  |
| D659,758 S * | 5/2012  | Kim .....          | D19/48  |
| D667,055 S * | 9/2012  | Kim .....          | D19/49  |
| D669,127 S * | 10/2012 | Chen .....         | D19/49  |
| D681,115 S * | 4/2013  | Lee .....          | D19/50  |
| D685,027 S * | 6/2013  | Takanashi .....    | D19/48  |
| D695,828 S * | 12/2013 | Kim .....          | D19/933 |

\* cited by examiner

*Primary Examiner* — Elizabeth Albert

(74) *Attorney, Agent, or Firm* — Dickstein Shapiro LLP

(57) **CLAIM**

The ornamental design for a “colored pencil,” as shown and described.

**DESCRIPTION**

FIG. 1 is a perspective view of new design for colored pencil as shown in the drawings;  
FIG. 2 is a front elevation view;  
FIG. 3 is a rear elevation view;  
FIG. 4 is a left side view;  
FIG. 5 is a right side view;  
FIG. 6 is a top plan view; and,  
FIG. 7 is a bottom plan view.

**1 Claim, 3 Drawing Sheets**





Fig. 1

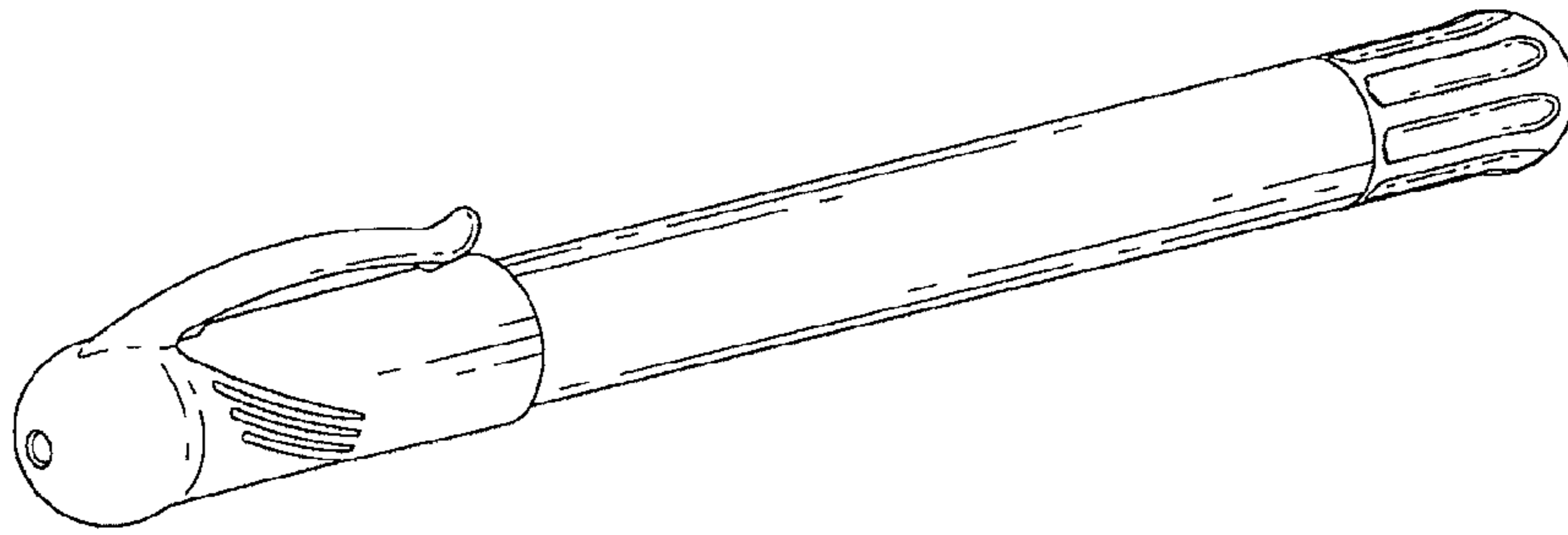


Fig. 2


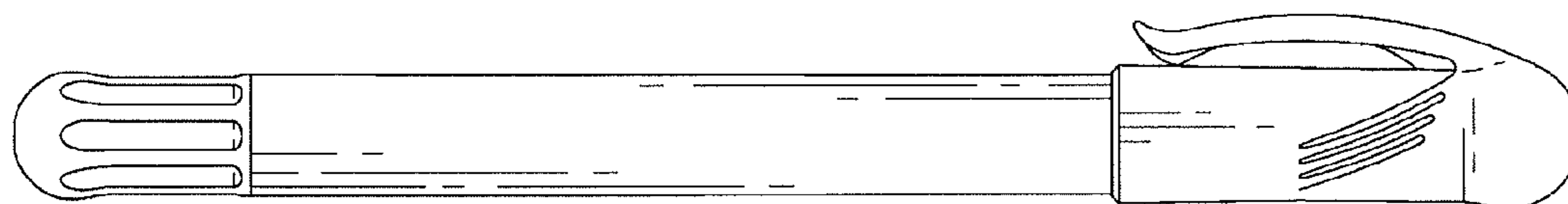
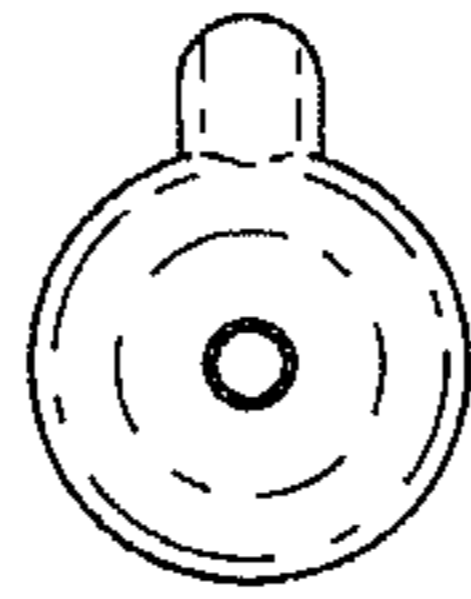


Fig. 3



**Fig. 4**



**Fig. 5**

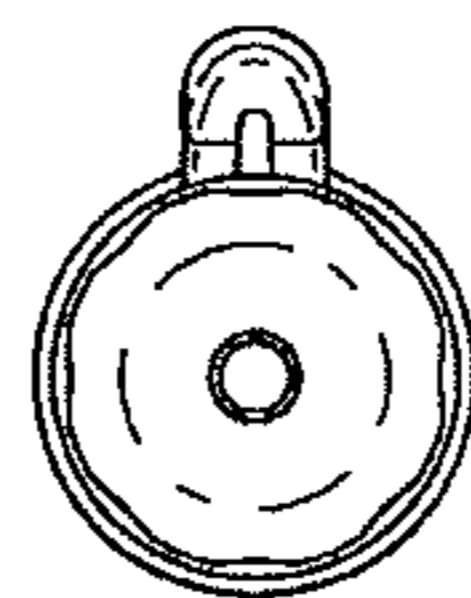


Fig. 6




Fig. 7

