



US00D726821S

(12) **United States Design Patent**  
**Casciotti et al.**

(10) **Patent No.:** **US D726,821 S**  
(45) **Date of Patent:** **\*\* Apr. 14, 2015**

(54) **WRITING INSTRUMENT AND STYLUS**  
(71) Applicant: **Amsterdam Printing & Litho, Inc.**,  
North Mankato, MN (US)  
(72) Inventors: **David M. Casciotti**, Amsterdam, NY  
(US); **Jing Mahler**, Glenville, NY (US)  
(73) Assignee: **Amsterdam Printing & Litho, Inc.**,  
North Mankato, MN (US)

D463,491 S \* 9/2002 Hwang ..... D19/48  
D484,187 S \* 12/2003 Moon ..... D19/51  
D512,741 S \* 12/2005 Cetera ..... D19/47  
D545,900 S \* 7/2007 Gerules ..... D19/51  
D562,391 S \* 2/2008 Gerules ..... D19/49  
D646,328 S 10/2011 Casciotti et al.  
D652,452 S \* 1/2012 Casciotti et al. .... D19/54  
D685,427 S \* 7/2013 Liu ..... D19/51  
D689,936 S \* 9/2013 Jiang ..... D19/174  
D692,486 S 10/2013 Casciotti et al.  
D695,830 S 12/2013 Casciotti et al.  
2012/0308290 A1\* 12/2012 Ito ..... 401/104

(\*\*) Term: **14 Years**

\* cited by examiner

(21) Appl. No.: **29/484,577**

*Primary Examiner* — Elizabeth Albert

(22) Filed: **Mar. 11, 2014**

(74) *Attorney, Agent, or Firm* — Dicke, Billig & Czaja,  
PLLC

(51) **LOC (10) Cl.** ..... **19-06**

(52) **U.S. Cl.**  
USPC ..... **D19/117; D19/918**

(57) **CLAIM**

We claim the ornamental design for a writing instrument and stylus, as shown and described.

(58) **Field of Classification Search**  
CPC ..... B43K 5/005; B43K 7/00; B43K 7/01;  
B43K 7/10; B43K 8/02; B43K 8/022; B43K  
8/024; B43K 8/026; B43K 8/028; B43K 8/03;  
B43K 11/00; B43K 11/005; B65D 50/04;  
B65D 2101/0038  
USPC ..... D14/411; D19/115–204; 401/52,  
401/99–109, 192, 195, 196

**DESCRIPTION**

FIG. 1 is a perspective view of a writing instrument and stylus showing our new design;  
FIG. 2 is a front view of FIG. 1;  
FIG. 3 is a back view of FIG. 1;  
FIG. 4 is a right side view of FIG. 1, the left side view being a mirror image of the right side view;  
FIG. 5 is an enlarged top view of FIG. 1; and,  
FIG. 6 is an enlarged bottom view of FIG. 1.  
The broken lines in the drawings of FIGS. 1-6 are included for the purpose of showing portions that form no part of the claimed design.

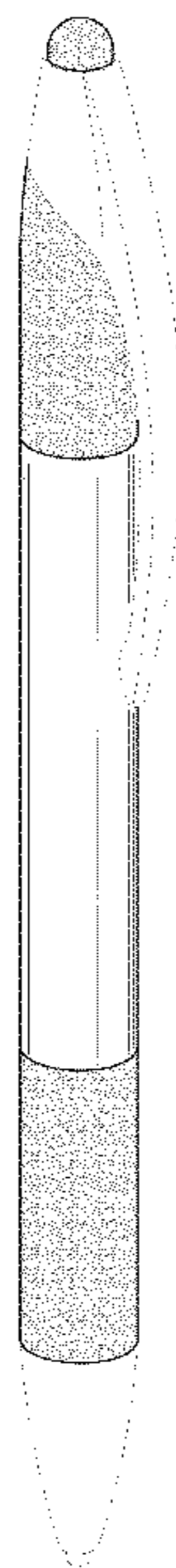
See application file for complete search history.

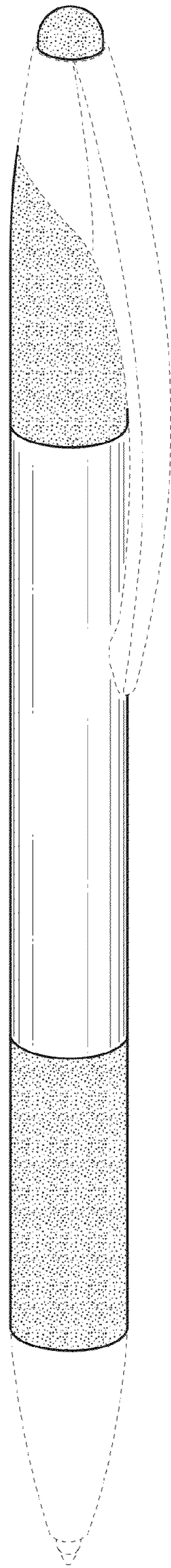
(56) **References Cited**

**U.S. PATENT DOCUMENTS**

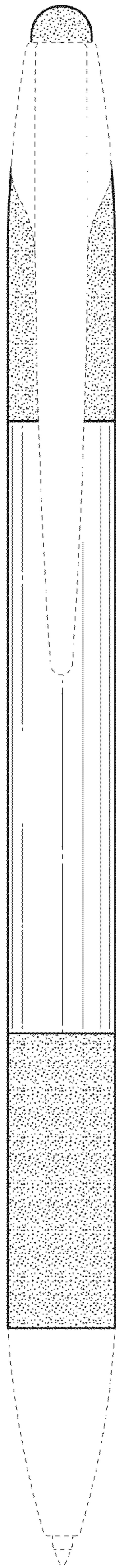
D124,230 S \* 12/1940 Dreyfuss ..... D19/51  
D307,421 S \* 4/1990 Tedham et al. .... D14/411  
D446,243 S \* 8/2001 Pellissa Beneyto ..... D19/51  
D447,178 S \* 8/2001 Rosenbaum ..... D19/55

**1 Claim, 4 Drawing Sheets**






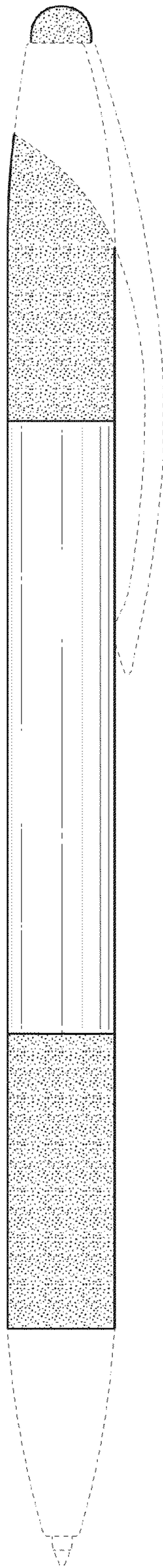
**Fig. 1**



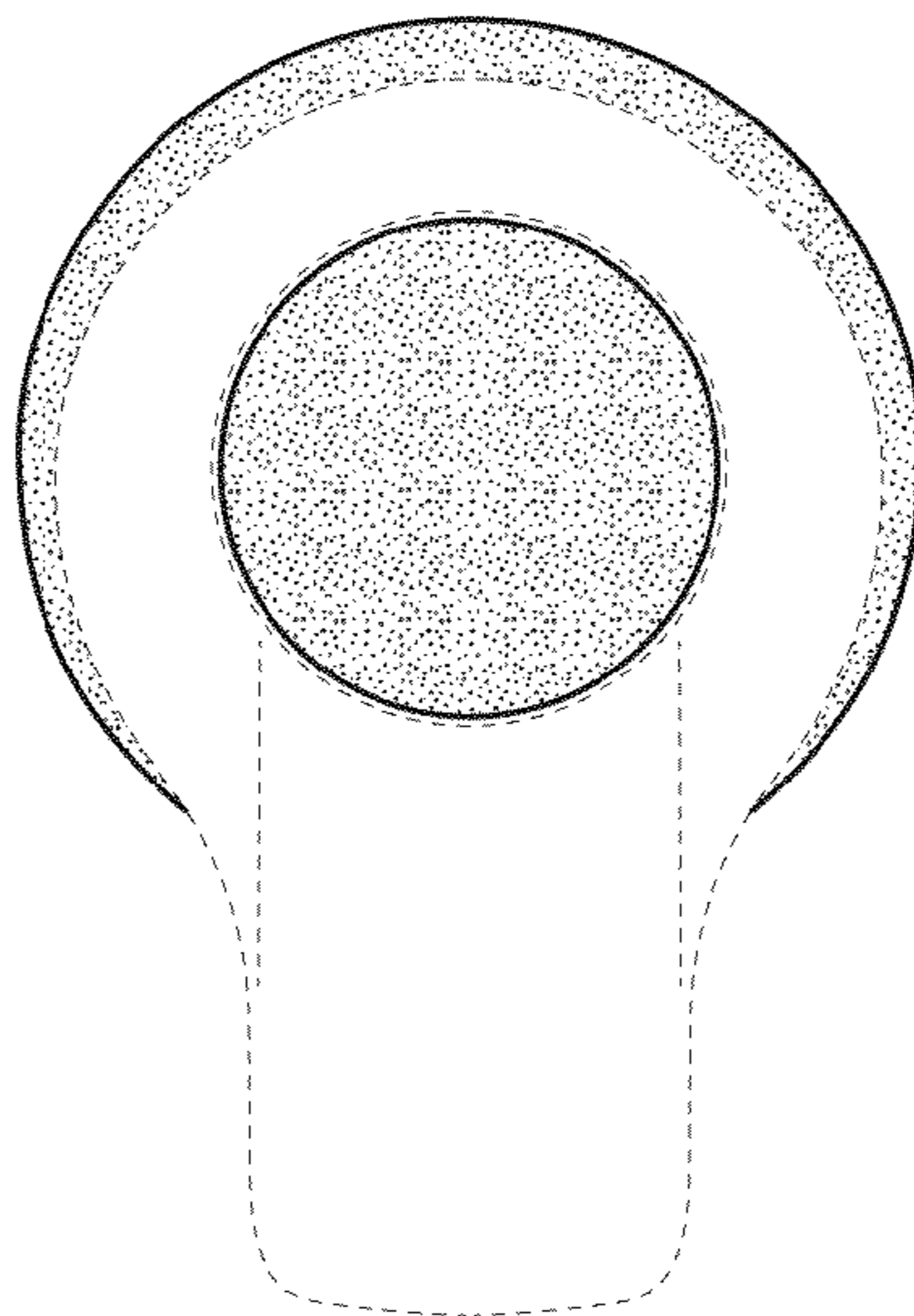
**Fig. 2**



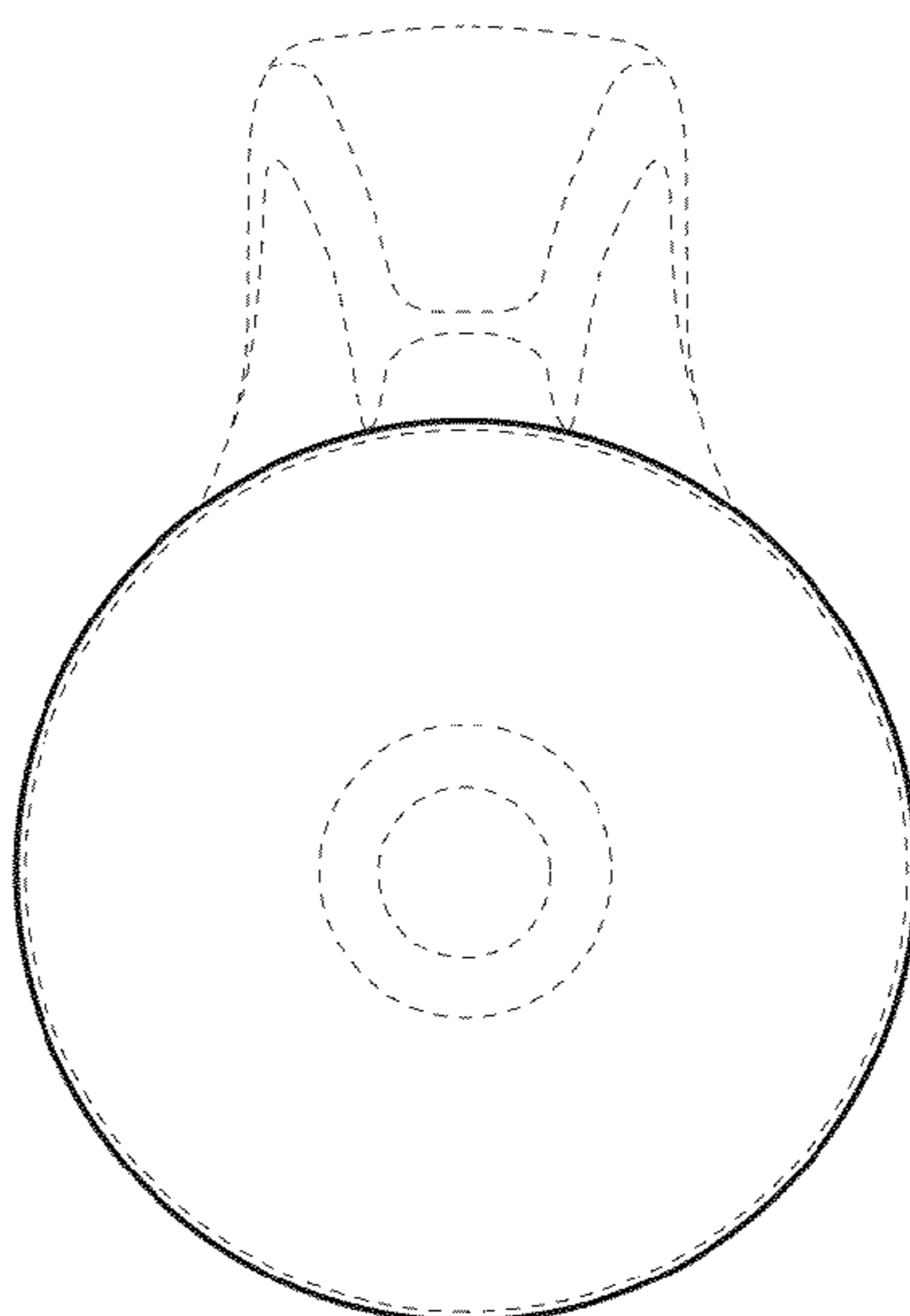
**Fig. 3**



**Fig. 4**



**Fig. 5**



**Fig. 6**